

Social and emotional characteristics of girls and young women with

***DDX3X*-linked intellectual disability: A descriptive and comparative study**

Elise Ng-Cordell^{1,2}, Anna Kolesnik-Taylor², Sinéad O’Brien², Duncan Astle², Gaia Scerif³, Kate Baker^{2,4}

1. Department of Psychology, University of British Columbia, Vancouver

2. MRC Cognition and Brain Sciences Unit, University of Cambridge

3. Department of Experimental Psychology, University of Oxford

4. Department of Medical Genetics, University of Cambridge

Corresponding author: Elise Ng-Cordell, elise.ngcordell@psych.ubc.ca

Abstract

Background

DDX3X variants are a common cause of intellectual disability (ID) in females. Previous studies have reported high rates of autism spectrum disorder and emotional-behavioural difficulties within this group. However, no study has compared social and emotional characteristics in individuals with *DDX3X* variants to individuals with other monogenic causes of ID.

Methods

Twenty-three females with pathogenic or likely pathogenic *DDX3X* variants were recruited via UK regional genetics centres, genetic research cohorts, and family support groups. Twenty-three females with ID and variants in other genes were recruited via the same routes. Phenotypic data were collected through semi-structured interviews and standardised questionnaires.

Results

In line with previous research, we found a wide range of adaptive, social and emotional function within the *DDX3X* group. Autism characteristics assessed via the Social Responsiveness Scale (SRS) did not differ between *DDX3X* and comparison groups, while levels of anxiety and self-injurious behaviour (SIB) scores assessed via the Developmental Behaviour Checklist (DBC) were significantly higher in the *DDX3X* group. Autistic characteristics, anxiety and SIB scores were positively correlated within the *DDX3X* group. Individuals with *DDX3X* missense variants had poorer adaptive abilities than those with protein truncating variants as previously reported, but *DDX3X* variant type did not significantly predict emotional and behavioural characteristics.

Conclusions

We provide quantitative evidence that overall incidence of autistic characteristics is not higher amongst girls and women with *DDX3X* variants than expected for ID. However, the *DDX3X* group demonstrates more SIBs and anxiety symptoms than expected, with close relationships between SIBs

and anxiety, and between anxiety and autistic characteristics. Future work is warranted to explore the multilevel mechanisms contributing to social and emotional development in individuals with *DDX3X* variants, and consider whether these mechanisms are specific to this genetic diagnosis or shared with a subset of people with ID due to other causes.

Keywords: DDX3X, intellectual disability, anxiety, self-injurious behaviour, autism

Background

At least 60% of individuals with intellectual disability (ID) have an underlying genetic diagnosis (1). With advances in next generation sequencing, it is increasingly possible to diagnose genetic causes of ID, representing an opportunity to study aetiological factors influencing development and lifespan experiences among individuals with ID. With ever increasing numbers of rare and ultra-rare genetic diagnoses associated with ID, it is especially important to place the phenotypic spectrum of each diagnosis in the context of expectations for ID in general, and to identify factors associated with variability within genetic diagnosis groups. Comparative phenotyping studies can thus highlight whether features occur at elevated rates, or whether they occur in line with expectation for ID more generally (2). In addition, studying relationships between phenotypic dimensions can be a starting point towards understanding mechanisms contributing to mental health across syndromes.

DDX3X loss-of-function variants are one of the more common single-gene causes of ID, affecting an estimated 1-3% of females with unexplained ID (3, 4). As availability of genetic testing increases, numbers of individuals diagnosed with *DDX3X* variants are likely to rise considerably. The *DDX3X* gene is located at Xp11.4, and encodes an ATP-dependent DEAD-box RNA helicase (5, 6) involved in multiple aspects of RNA metabolism including splicing and transport (7), mitochondrial DNA production (4), and the Wnt/Beta-catenin signalling pathway (3). Animal models have shown that *DDX3X* is highly expressed in radial glial progenitors and neurons, and promotes cortical development by regulating neurogenesis and migration (8, 9). Neuroimaging has highlighted diverse neuroradiological features (e.g. corpus callosum abnormalities, ventricular enlargement, cortical

dysplasia, polymicrogyria), reflecting the regulatory functions of *DDX3X* during multiple phases of brain development (9-11). Hence, there are diverse molecular, cellular and neural systems mechanisms by which pathogenic *DDX3X* variants may influence emergent cognition and behaviour.

Previous studies of individuals with *DDX3X* variants have primarily relied upon retrospective collation of clinical records, and have described a set of variable and complex clinical characteristics. Common physical features include cardiac and respiratory problems (e.g. sleep apnoea, congenital heart disease) and musculoskeletal disorders (e.g. joint hypermobility, scoliosis), while a range of neurodevelopmental characteristics have been reported, encompassing global cognitive impairments from mild to severe ID, autism spectrum disorder (autism), hyperactivity, aggression, and motor stereotypies (3, 4, 9-13).

Detailing the social and emotional characteristics of individuals with *DDX3X* variants, including factors underlying variation in outcomes, is important for understanding the support needs of diagnosed individuals as well as their families and caregivers (14, 15). Lennox et al (9) reported that among 53 individuals with *DDX3X* variants, average adaptive ability fell within the moderate ID range, while autism characteristics assessed via the Social Responsiveness Scale (16) and the Social Communication Questionnaire (17) were moderately elevated above general population norms (not stratified for ID). Further, they reported that missense variants were associated with more severe clinical outcomes across neuroanatomical, neurological, adaptive and behavioural domains. Elsewhere, Tang et al (18) characterized behavioural profiles of 15 individuals (14 females) with *DDX3X* variants via systematic post-diagnostic assessments of intellectual and adaptive functioning, sensory processing, autism and behavioural comorbidities. Based on diagnostic clinical assessments, 80% of individuals with *DDX3X* variants met diagnostic criteria for ID, 60% for autism, and 53% for attention deficit / hyperactivity disorder (ADHD). Comparing scores on standardized questionnaire measures to population norms revealed high rates of sensory processing abnormalities such as sensory-seeking behaviours and sensory hypo-reactivity. In addition, 14% of individuals reported elevated anxiety

above a likely clinically-relevant level. Comparing behavioural profiles across variant types revealed that missense variants and in-frame deletions were associated with poorer language, motor and adaptive outcomes compared to protein-truncating variants (18). Further, a smaller proportion of individuals with protein-truncating variants met diagnostic criteria for autism, although this difference was not significant and may reflect expected differences between groups with different adaptive abilities.

In summary, research to date points towards prevalent and diverse social and emotional difficulties in individuals with *DDX3X* variants. Moreover, variant type appears to be one aetiological factor underlying phenotypic variability. However, the distinctiveness of these characteristics from other causes of ID in females with a similar range of global adaptive severity, and relationships between adaptive-social-emotional dimensions, have not been established. Therefore, in the current study, we aimed to 1) describe the clinical, social, and emotional characteristics of girls and women with *DDX3X* variants, 2) identify social and emotional features that differentiate females with *DDX3X* variants from females with other monogenic causes of ID, and 3) explore predictors (variant type, ID severity, autistic characteristics) of social and emotional outcomes among individuals with *DDX3X* variants.

Methods

Participants and recruitment

Individuals who had previously received a diagnosis of a pathogenic variant in *DDX3X* were identified via clinical genetics services across the UK, the IMAGINE-ID (Intellectual Disability & Mental Health: Assessing the Genomic Impact on Neurodevelopment) Study (<https://imagine-id.org/>), or the *DDX3X* Support UK Group (<https://ddx3xsupportuk.co.uk/>). Clinicians were given recruitment packs to distribute to family members of each potential participant. Members of the IMAGINE-ID Study and the *DDX3X* Support UK Group were provided with information and contact details for the study. The families of 23 individuals volunteered to take part (n = 8 via clinical genetics services, n = 6 via the

IMAGINE-ID Study, and n = 9 via the *DDX3X* Support UK Group). All 23 participants had been diagnosed with *DDX3X* variants through research or clinical pathways via whole exome sequencing or gene panel testing. Of the 20 participants for whom we had variant details, 7 had missense variants and 13 had protein truncating variants (protein truncating variants included frameshift, nonsense and splice site variants; Supplementary Table 2). The same procedures were followed to recruit a comparison group of 23 girls and young women with ID of monogenic origin (ID-comparison group), represented by pathogenic variants in 11 different genes (Supplementary Table 1).

Phenotyping assessments

Assessments were carried out at participants' homes for 12 families. For the remaining 11 families, assessments were conducted via telephone or video conference. We conducted a structured medical history interview (MHI), followed by the Vineland Adaptive Behaviour Scales (VABS): we administered either the second edition, interview form (19; n = 12), or the third edition, parent/caregiver form (20; n = 13). In addition, parents completed the Social Responsiveness Scale, second edition (SRS; 16) and the Developmental Behaviour Checklist – second edition (DBC; 21). Following the above assessments, we administered the Autism Diagnostic Interview – Revised (ADI-R; 22); however, a shortened timeline due to the COVID-19 pandemic meant that we were only able to collect ADI-R data from a subset of seven participants in the *DDX3X* group, and no participants in the comparison group.

Analysis Plan

Raw subscale and total scores from questionnaire data were converted to standardised scores based on published normative data.

Aim 1. We described the clinical, adaptive, social, and emotional characteristics of the *DDX3X* participants, by summarizing reports from the MHI, VABS, SRS, ADI-R, and DBC.

Aim 2. To identify adaptive, social, or emotional characteristics that might differentiate *DDX3X* variants from other causes of ID in females, we compared the *DDX3X* group to the ID-comparison group on the VABS, SRS, and DBC. Independent samples t-tests and non-parametric tests (Mann-Whitney U) were used to compare scores on the SRS and DBC. To compare scores on the VABS, we conducted univariate analyses, controlling for VABS form (i.e. second or third edition).

Aim 3. We ran pairwise correlations, to explore potentially distinct relationships between age, ID severity (VABS Composite), autistic characteristics (SRS Total), anxiety (DBC Anxiety), and self-injurious behaviours (SIBs; calculated by summing scores of three DBC self-injury items) within the *DDX3X* and ID Comparison groups separately. To follow up, we ran general linear models within the *DDX3X* group, to investigate whether variant type (missense vs. protein truncating), ID severity, or autistic characteristics predicted levels of anxiety and SIBs.

Results

Aim 1: Describing the *DDX3X* group

Clinical and developmental characteristics. Clinical and developmental characteristics, taken from the MHI, are summarized in Table 1. Impairments affecting nearly all participants (>90%) included delays in achieving communication and motor milestones, as well as gastrointestinal problems (most commonly feeding difficulties in infancy, and ongoing, chronic constipation). Common impairments (affecting >50% of participants) included complications during pregnancy and childbirth, hypotonia during infancy, hearing and vision impairments, sleeping difficulties, movement disorders, musculoskeletal abnormalities, and self-injurious behaviours. Characteristics that were observed in <50% of participants included sensory hypo/hyper-sensitivities (including a high pain threshold or sensory-seeking behaviours), respiratory and cardiological issues, skin conditions, minor congenital abnormalities, and epilepsy.

- Table 1 -

Adaptive functioning. Adaptive functions, social, and emotional characteristics are summarized and displayed in Table 2. Global adaptive ability was measured using the VABS composite score. Average composite score was 53.09 (SD = 14.42; moderate ID range), although level of impairment ranged from borderline to profound (borderline n= 2, mild n= 9, moderate n= 8, severe n= 3, profound n= 1). Following published guidelines (15, 16), we examined domain-level scores (in Communication, Daily Living Skills, and Socialisation domains) to identify areas of relative strength or weakness. Communication (receptive, expressive, and writing skills) was a relative weakness for seven participants (and a relative strength for one). Daily Living Skills (personal, domestic, and community skills) were a relative weakness for seven participants (and a relative strength for one), while Socialisation (interpersonal relations, play and leisure, and coping skills) was an area of relative strength for eight individuals (Socialisation was not an area of weakness for any participants).

- Table 2 -

Social and autistic characteristics. The SRS was used to measure autistic characteristics. Total T-scores ranged from 46 to 98, with an average score of 78.00 (SD = 14.15; a T-score of 75 indicates highly elevated symptoms that are characteristic of autism). Four participants had scores that fell in the normal to mildly elevated range, four had scores in the moderately elevated range, and twelve had scores in the highly elevated range. Scores across subscales varied, with average levels of Social Awareness, Social Cognition, and Social Motivation falling within the mild-moderately elevated range, and average levels of Social Communication and Restricted, Repetitive Behaviours falling within the highly elevated range.

To explore autistic characteristics of girls with *DDX3X* variants in more depth, we completed the ADI-R with the parents of seven participants. Based on published criteria (22), one participant met the current threshold for autism in all three domains (Socialisation, Language and Communication, Restricted and Repetitive Behaviour), while three met or exceeded cut-off scores on two of the three domains. Individual item scores on the ADI ranged from 0-3, with higher scores indicating more

autism-like characteristics. To assess whether there is consistency in specific autistic characteristics within the DDX3X group, we reviewed average scores on each ADI item (supplementary Figure 1 – current behaviours, supplementary Figure 2 - scores at age 5, or the “most abnormal” time period). Items that had the highest endorsement (mean score > 1.5) related to difficulties with friendship and sharing (from the Social Development Domain), verbal intonation, reciprocal conversation, and imaginative play (from the Language and Communication Domain), and auditory sensitivity (from the Interests and Behaviours Domain). Conversely, items that were seldom endorsed (mean score < 0.5) related to making social overtures, offering comfort to others, and responding to other children (Social Development Domain), communicative speech, idiosyncratic use of language, and non-verbal gestures (Language and Communication Domain), and preoccupations, compulsions, and inflexibility (Interests and Behaviours Domain).

Emotional and behavioural characteristics. The DBC was used to assess emotional and behavioural difficulties. DBC scores varied widely in the DDX3X group, with total problem behaviour T-scores (stratified by ID severity) ranging from 36 to 106. Thirteen of the twenty-one participants who completed the DBC had total scores that exceeded the clinical cut-off, indicating severe concerns across emotional and behavioural domains. Among the subscales, Anxiety was most commonly rated as an area of Serious concern (16/21 participants). Frequently endorsed anxiety-related behaviours included shyness and social withdrawal, marked worries about routine, and unusual or excessive fears of sounds or objects (including fire alarms, babies crying, hand driers, sneezing, fireworks, onions, or butterflies - for one participant, fears of animals with stings had transformed into an obsession). The Self-Absorbed subscale, which largely captures autism-like behaviours, was also commonly rated as an area of Serious concern (15/21 participants). Items frequently endorsed on this scale related to arranging objects in a strict order and sensory-seeking behaviours.

As noted above, thirteen participants displayed self-injurious behaviours (SIBs). During the MHI, parents reported that their daughters responded to stressful or frustrating situations by pulling

their hair, biting their hands or knees, banging their head, or throwing themselves onto the floor. To further investigate the types and frequencies of SIBs demonstrated by participants, we also examined three items of the DBC pertaining to these behaviours: 11 participants banged their heads, 13 participants hit or bit themselves, and 13 participants picked or scratched their skin.

Aim 2: Comparing adaptive, social and emotional characteristics in the *DDX3X* and ID-comparison groups

Next, we explored whether any adaptive, social or emotional characteristics consistently differentiated the *DDX3X* group from girls and women with ID, by comparing the *DDX3X* and ID-comparison groups using scores from the VABS, DBC, and SRS (Table 2). There were no significant differences between the two groups on the VABS or the SRS. On the DBC, the *DDX3X* group had higher scores on the Disruptive, Self-Absorbed, Communication, and Anxiety subscales, with effect sizes ranging from small to medium (Figure 1). Furthermore, the group difference on the Anxiety subscale was significant (Mann-Whitney U test statistic = 147.50, $p = .027$).

To follow-up on parent reports of SIBs in the *DDX3X* group, we also explored whether rates of SIBs (as measured by three items on the DBC) were elevated in this group relative to the ID-comparison group. A higher proportion of participants in the *DDX3X* group showed head banging ($\chi^2 = 5.98$, $p = .014$) and self-hitting/biting ($\chi^2 = 4.39$, $p = .036$). Skin picking/scratching was more common in the *DDX3X* group, but not significantly different from the comparison group ($\chi^2 = 3.24$, $p = .072$).

- Figure 1 -

Aim 3: Within-group predictors of social and emotional outcomes

Our third aim was to examine relationships between age, ID severity (VABS Composite), autistic characteristics (SRS Total), anxiety (DBC Anxiety), and SIBs (calculated by summing scores on the three DBC self-injury items) within the *DDX3X* and ID-Comparison groups separately. Bivariate correlations are displayed in Figure 2.

In both groups, older age was associated with lower adaptive ability (*DDX3X*: $r = -.47, p = .02$; ID-comparison: $r = -.40, p = .06$), and higher anxiety was associated with elevated autism characteristics (*DDX3X*: $r = .68, p = .001$; ID-comparison: $r = .43, p = .05$). At the same time, several significant correlations emerged in the *DDX3X* group only. Within the *DDX3X* group, higher anxiety was associated with lower adaptive ability ($r = -.48, p = .03$) and greater self-injurious behaviours ($r = .62, p = .003$). In addition, self-injurious behaviours were associated with elevated autism characteristics ($r = .53, p = .02$).

- Figure 2 -

Finally, we ran two linear models to explore factors contributing to variation in commonly endorsed emotional characteristics (anxiety and SIBs) within the *DDX3X* group. In both models, we included age and variant type (missense versus protein-truncating) as predictors. As has been reported previously (18), participants with missense variants had poorer adaptive abilities than those with protein truncating variants (missense: mean VABS Composite = 43.71, SD = 12.67; protein truncating: mean VABS Composite = 58.77, SD = 14.56); we therefore controlled for adaptive ability in our models. Informed by our earlier correlation analyses, we included autistic characteristics in the model predicting levels of anxiety, and anxiety in the model predicting levels of SIBs. Linear models are presented in Table 3. In the first model, anxiety was associated with autism characteristics ($\beta = .70, t = 3.22, p = .007$) such that higher levels of autistic characteristics predicted higher levels of anxiety. In the second model, SIBs were associated with anxiety ($\beta = .54, t = 2.67, p = .019$), such that higher levels of anxiety predicted more SIBs. Age, adaptive ability and variant type did not significantly predict anxiety or SIBs.

- Table 3 -

Discussion

In this study, we build on previous characterisations of girls and women with *DDX3X* variants, in order to enhance prognostication, management and support for families and individuals with this diagnosis. We focus on social and emotional development, as these areas of need have been highlighted in published literature (9, 18), but not yet deeply explored. Our primary objective was to determine whether the neurodevelopmental characteristics of this highly variable disorder are as expected for girls and young women with ID of any cause, or are in any respects specific to *DDX3X*. Below, we highlight novel observations not previously reported in the literature on *DDX3X*, discuss evidence for specificity of neurodevelopmental vulnerabilities, and consider potential explanations for the co-occurrence of specific characteristics within this group.

By conducting medical history interviews with a relatively large group of parents and carers, we identified several common areas of difficulty which have not been emphasised in previous reports. These included notably high frequency of early life feeding difficulties and sensory difficulties, which are important for understanding the experiences of parenting a young child with *DDX3X*, and are potentially relevant to emerging cognitive and social-emotional traits. Of particular note, a very high proportion of parents reported symptoms of self-injurious behaviours in their daughters, which have not been reported previously in association with this genetic diagnosis. Furthermore, many parents described their daughter as having a strong desire to make friends, yet lacking the skills to develop and sustain friendships, and tending towards heightened self-consciousness in social situations. Importantly, we observed these social and emotional challenges across the wide spectrum of ages and adaptive abilities in the *DDX3X* group. In addition to the diversity of challenges reported, parents described many of their daughters' strengths and qualities, including caring and friendly personalities, humour and laughter, love of dancing and swimming, and willingness to persevere in the face of challenges.

Motivated by information elicited via these semi-structured interviews, we proceeded to systematically evaluate the social and emotional characteristics of the *DDX3X* group using a variety of

questionnaire and interview methods. SRS scores indicated that many girls with *DDX3X*-linked ID exhibit autistic characteristics, with the range of SRS scores aligning with previous reports (9, 18). However, SRS scores (total and subscales) did not differ between the *DDX3X* and ID-comparison groups, suggesting that overall likelihood of autistic characteristics as assessed by this tool is not a discriminating feature of *DDX3X*. Conducting the ADI with a subset of the *DDX3X* group highlighted a focused set of social vulnerabilities, cutting across traditional autism domains. Previous research in girls and women with fragile X syndrome (FXS) suggests a similar profile of social difficulties, characterized by preserved empathy alongside broader social communication challenges and repetitive behaviours (23, 24). In the context of this literature, our findings suggest that the social vulnerabilities observed in association with *DDX3X* variants reflect autistic characteristics shared amongst females with monogenic ID; however, further work is required to confirm this.

In contrast, anxiety scores significantly differentiated the *DDX3X* group from the comparison group. Rates of reported anxiety, which was a concern for a substantial majority of participants in our study, are considerably higher than previously reported by Tang et al (18). One possible explanation for this discrepancy is that the Child Behaviour Checklist (25) used in previous studies may be less sensitive than the DBC to anxiety in young people with autism and/or ID (26). Another striking and previously unreported feature of the *DDX3X* group was the high incidence of self-injurious behaviours (SIBs), reported as a current or recent distressing problem for more than half of participants, and significantly more common amongst the *DDX3X* group than the comparison group. In summary, anxieties and SIBs can be anticipated for this group, signalling elevated need for clinical psychology support during childhood and adolescence.

These findings suggest that while the *DDX3X* gene has received a great deal of interest for its association with autism, it is equally important to recognise and address co-occurring anxiety in this group. Indeed, features of anxiety and autism often overlap (e.g. sensory sensitivities, intolerance of uncertainty, social avoidance), such that anxiety symptoms can often be misattributed to autism in

clinical practice (see 27 for review). The presentation and needs of autistic girls and women with ID are often under-recognized and unmet, adding further complexity (28, 29). To address this, we evaluated the associations between autistic characteristics and anxiety within the *DDX3X* group, finding that they were closely associated and not simply a reflection of ID severity and adaptive function.

Turning again to the FXS literature, anxiety among girls and women with FXS can, in part, be attributed to autism-related social difficulties (30). Mechanisms linking autism and anxiety in monogenic cases of ID have not been delineated, and may be uncovered by future research investigating longitudinal relationships at the levels of neural systems, cognitive processes and interpersonal dynamics. One possibility is that structural and functional abnormalities in the amygdala and hippocampus, regions subserving emotion regulation which are also found to have decreased volumes in *DDX3X* and FXS mouse models (31, 32), represent a transdiagnostic risk mechanism underlying the co-occurrence of autism and anxiety in multiple monogenic disorders.

We also found that within the *DDX3X* group (only), anxiety predicted levels of SIBs. These findings may point to anxiety as a causal mechanism for SIBs in *DDX3X* variants, as has been demonstrated among autistic individuals without ID (33). However, a combination of individual, social and environmental factors are likely to underlie the occurrence of SIBs in people with ID (34), and interpreting underlying causes often requires reporters to make inferences about an individual's internal state (35). Future research on the temporality of SIBs in *DDX3X* variants may clarify whether these behaviours are triggered by anxiety, or by other factors such as pain or frustration (36). At a mechanistic level, it is also important to situate SIBs in the context of the broader *DDX3X* phenotype. For example, it is possible that shared neural factors (e.g. those associated with emotion regulation) underlie social interactions, anxiety, impulsivity and sensory over- or under-reactivity, which converge to increase risk for multi-domain difficulties including SIBs. Interestingly, among girls and women with FXS, those who engage in SIBs are also more likely to have autism, anxiety and sensory processing

issues (37). Further systematic investigation of the neural correlates, behavioural antecedents, and consequences of SIBs may clarify the aetiology and function of these behaviours in individuals with *DDX3X* variants, thus informing targeted prevention and response approaches (38).

Finally, we investigated the relevance of *DDX3X* variant type to anxiety and SIBs. In line with previous reports (9, 18), individuals with missense variants had poorer adaptive function compared to those with protein-truncating variants. Regression models revealed that variant type did not predict anxiety or SIBs. It is possible that genetic variant type may moderate developmental and behavioural factors contributing to these outcomes, but this could not be observed due to our small sample size and limited measures. On the other hand, true lack of association between variant type and social-emotional features may reflect the complex and multifactorial pathways influencing these outcomes, not predictable by genetic test result even in combination with other information. Future research should investigate the functional impact of specific variants – which may inform quantitative predictions of neurobiological impact – and also investigate non-genetic contributions to socioemotional outcomes.

Strengths, limitations and future directions

Strengths of this study included the systematic post-diagnostic assessment of phenotypes in individuals diagnosed with *DDX3X* variants from multiple centres, and comparison to a mixed-aetiology ID group. However, we also recognise several key limitations to this work. First, we relied primarily on parent report questionnaires and interviews, which can be limited in scope, sensitivity and specificity. Future studies incorporating multi-informant perspectives, clinician-administered interview and observational schedules, and cognitive and physiological assessments that are tailored for individuals with ID will contribute richer insights into social and emotional functioning in individuals with *DDX3X* variants. Related to this, we did not examine how early and ongoing medical or physiological conditions (e.g. GI, sleep, motor issues) may impact developmental outcomes. This study included only girls and women with *DDX3X* variants, and future research should determine whether a

similar profile of social and emotional experiences is present in males. In addition, this was a cross-sectional study, and participants' ages spanned a broad range. Longitudinal studies delineating changes in adaptive, socioemotional and neuropsychological functioning will be crucial for mapping the developmental progression of *DDX3X*-associated difficulties and identifying periods and mechanisms of risk and resilience.

Conclusions

DDX3X variants are increasingly recognised as a common cause of neurodevelopmental disorders in girls and women, with numbers of diagnosed individuals expected to rise as availability of testing increases. In this study, we expanded our knowledge of the social and emotional experiences of girls and young women with *DDX3X* variants, and highlighted a range of features that warrant clinical attention and further investigation. In common with other genomic disorders, it is important to place this diagnosis and its variable expression in the broader context of cognitive, psychological and interpersonal development. We find that rates of autistic characteristics do not differentiate *DDX3X* and ID-comparison groups, but anxiety and self-injury levels are higher in the *DDX3X* group. Autism and anxiety, and anxiety and self-injury, are closely linked within the *DDX3X* group and are not explained by global adaptive function. Future research investigating the diversity of mechanisms contributing to social and emotional outcomes will guide the development of more precise information and support available to individuals with *DDX3X* variants and their families, and contribute to a better understanding of autism and mental health amongst young women with ID more broadly.

List of abbreviations

DDX3X: DEAD-box helicase 3 X-linked

ID: intellectual disability

379 *ADHD*: Attention Deficit / Hyperactivity Disorder

380 *MHI*: Medical History Interview

381 *VABS*: Vineland Adaptive Behaviour Scales

382 *SRS*: Social Responsiveness Scale, second edition

383 *DBC*: Developmental Behaviour Checklist, second edition

384 *ADI-R*: Autism Diagnostic Interview, Revised

385 *SIB*: Self injurious behaviour

386 *FXS*: Fragile X Syndrome

387 **Declarations**

388 **Ethics approval and consent to participate**

389 This study was approved by the Cambridge Central Research Ethics Committee ('Phenotypes in
390 Intellectual Disability', reference: 11/EE/0330). Parents or Carers gave written informed consent on
391 behalf of participants under the age of 16. For participants aged 16 and over, lacking capacity to
392 consent, a consultee was appointed.

393 **Consent for publication**

394 Obtained within study consent form.

395 **Availability of data and materials**

396 The data that support the findings of this study are available to other ethically approved research
397 projects from the Principal Investigator, KB at kate.baker@mrc-cbu.cam.ac.uk.

398 **Competing interests**

399 The authors declare that they have no competing interests.

400 **Funding**

401 This study was supported by the UK Medical Research Council (Grant Number G101400 to K.B.), the
402 Newlife Charity for Disabled Children (to K.B, D.A, and G.S), and the Baily Thomas Charitable Trust
403 (to K.B, D.A, and G.S).

404 **Authors' contributions**

405 ENC and SOB acquired the data. ENC analysed and interpreted the data, and drafted the paper. All
406 other authors substantially revised it. DEA, GS, and KB conceived and designed the study. All authors
407 read and approved the final manuscript.

408 **Acknowledgements**

409 We sincerely thank the study participants, their families, and carers for their dedication and time in
410 contributing to this study. We are grateful to the DDX3X Support UK group, the Deciphering
411 Developmental Disorders (DDD) study, the IMAGINE-ID study, UK regional genetic centres,
412 diagnostic laboratories, and referring clinicians for enabling us to publicise this study to the families
413 who have taken part.

414 **References**

- 415 1. Gilissen C, Hehir-Kwa JY, Thung DT, Van De Vorst M, Van Bon BWM, Willemsen MH, et al.
416 Genome sequencing identifies major causes of severe intellectual disability. Nature.
417 2014;511(7509):344–7.
- 418 2. O'Brien S, Ng-Cordell E, Astle DE, Scerif G, Baker K. STXBP1-associated neurodevelopmental
419 disorder: A comparative study of behavioural characteristics. J Neurodev Disord. 2019;11(1).
- 420 3. Snijders Blok L, Madsen E, Juusola J, Gilissen C, Baralle D, Reijnders MRF, et al. Mutations in
421 DDX3X Are a Common Cause of Unexplained Intellectual Disability with Gender-Specific

422 Effects on Wnt Signaling. *Am J Hum Genet.* 2015;97(2):343–52.

423 4. Wang X, Posey JE, Rosenfeld JA, Bacino CA, Scaglia F, Immken LD, et al. Phenotypic expansion
424 in DDX3X – a common cause of intellectual disability in females. *Ann Clin Transl Neurol.*
425 2018;5(10):1277–85.

426 5. Park SH, Lee SG, Kim Y, Song K. Assignment of a human putative RNA helicase gene, DDX3, to
427 human X chromosome bands p11.3→p11.23. *Cytogenet Cell Genet.* 1998;81(3–4):178–9.

428 6. Kim YS, Lee SG, Park SH, Song K. Gene structure of the human DDX3 and chromosome
429 mapping of its related sequences. *Mol Cells.* 2001;12(2):209–14.

430 7. Abdelhaleem M. RNA helicases: Regulators of differentiation. Vol. 38, *Clinical Biochemistry.*
431 2005. p. 499–503.

432 8. Chen CY, Chan CH, Chen CM, Tsai YS, Tsai TY, Lee YHW, et al. Targeted inactivation of murine
433 Ddx3x: Essential roles of Ddx3x in placentation and embryogenesis. *Hum Mol Genet.*
434 2016;25(14):2905–22.

435 9. Lennox AL, Hoyer ML, Jiang R, Johnson-Kerner BL, Suit LA, Venkataramanan S, Sheehan CJ,
436 Alsina FC, Fregeau B, Aldinger KA, Moey C. Pathogenic DDX3X mutations impair RNA
437 metabolism and neurogenesis during fetal cortical development. *Neuron.* 2020 May
438 6;106(3):404-20.

439 10. Scala M, Torella A, Severino M, Morana G, Castello R, Accogli A, et al. Three de novo DDX3X
440 variants associated with distinctive brain developmental abnormalities and brain tumor in
441 intellectually disabled females. *Eur J Hum Genet.* 2019;27(8):1254–9.

442 11. Kellaris G, Khan K, Baig SM, Tsai IC, Zamora FM, Ruggieri P, et al. A hypomorphic inherited
443 pathogenic variant in DDX3X causes male intellectual disability with additional
444 neurodevelopmental and neurodegenerative features. *Hum Genomics.* 2018;12(1).

- 445 12. Dikow N, Granzow M, Graul-Neumann LM, Karch S, Hinderhofer K, Paramasivam N, et al.
446 DDX3X mutations in two girls with a phenotype overlapping Toriello–Carey syndrome. Am J
447 Med Genet Part A. 2017;173(5):1369–73.
- 448 13. Beal B, Hayes I, McGaughran J, Amor DJ, Miteff C, Jackson V, van Reyk O, Subramanian G,
449 Hildebrand MS, Morgan AT, Goel H. Expansion of phenotype of DDX3X syndrome: six new
450 cases. Clinical dysmorphology. 2019 Oct 1;28(4):169-74.
- 451 14. Stewart SL, Falah Hassani K, Poss J, Hirdes J. The determinants of service complexity in
452 children with intellectual disabilities. Journal of Intellectual Disability Research. 2017
453 Nov;61(11):1055-68.
- 454 15. Baker K, Devine RT, Ng-Cordell E, Raymond FL, Hughes C. Childhood intellectual disability and
455 parents' mental health: integrating social, psychological and genetic influences. The British
456 Journal of Psychiatry. 2020 Mar 11:1-8.
- 457 16. Constantino JN, Gruber CP. Social Responsiveness Scale Second Edition (SRS-2): Manual.
458 Western Psychological Services (WPS); 2012.
- 459 17. Rutter M, Bailey A, Lord C. The social communication questionnaire: manual. Western
460 Psychological Services; 2003.
- 461 18. Tang L, Levy T, Guillory S, Halpern D, Zweifach J, Giserman-Kiss I, Foss-Feig JH, Frank Y, Lozano
462 R, Belani P, Layton C. Prospective and detailed behavioral phenotyping in DDX3X syndrome.
463 Molecular Autism. 2021 Dec;12(1):1-7.
- 464 19. Sparrow SS, Cicchetti D V., Balla DA. The Vineland Adaptive Behavior Scales (2nd ed). In:
465 Major psychological assessment instruments. 2005. p. 199–231.
- 466 20. Sparrow SS, Cicchetti D V., Saulnier CA. Vineland Adaptive Behavior Scales Manual. 3rd ed.
467 Bloomington, MN: NCS Pearson, Inc.; 2016.

- 468 21. Gray K, Tonge B, Einfeld S, Gruber C, Klein A. Developmental Behavior Checklist 2 manual.
469 Western Psychological Services; 2018
- 470 22. Lord C, Rutter M, Le Couteur A. Autism Diagnostic Interview-Revised: a revised version of a
471 diagnostic interview for caregivers of individuals with possible pervasive developmental
472 disorders. J Autism Dev Disord. 1994;24(5):659–85.
- 473 23. Miller JG, Bartholomay KL, Lee CH, Bruno JL, Lightbody AA, Reiss AL. Empathy and Anxiety in
474 Young Girls with Fragile X Syndrome. Journal of Autism and Developmental Disorders. 2021
475 Jun 3:1-1.
- 476 24. Marlborough M, Welham A, Jones C, Reckless S, Moss J. Autism spectrum disorder in females
477 with fragile X syndrome: a systematic review and meta-analysis of prevalence. Journal of
478 Neurodevelopmental Disorders. 2021 Dec;13(1):1-9.
- 479 25. Achenbach TM, Rescorla LA. Manual for the ASEBA School-Age Forms & Profiles. Burlington,
480 VT: University of Vermont, Research Center for Children, Youth, and Families; 2001.
- 481 26. Kerns CM, Winder-Patel B, Iosif AM, Nordahl CW, Heath B, Solomon M, Amaral DG. Clinically
482 significant anxiety in children with autism spectrum disorder and varied intellectual
483 functioning. Journal of Clinical Child & Adolescent Psychology. 2020 Jan 23:1-6.
- 484 27. Postorino V, Kerns CM, Vivanti G, Bradshaw J, Siracusano M, Mazzone L. Anxiety disorders
485 and obsessive-compulsive disorder in individuals with autism spectrum disorder. Current
486 psychiatry reports. 2017 Dec;19(12):1-8.
- 487 28. Cummins C, Pellicano E, Crane L. Supporting minimally verbal autistic girls with intellectual
488 disabilities through puberty: Perspectives of parents and educators. Journal of autism and
489 developmental disorders. 2020 Jul;50(7):2439-48.
- 490 29. Dean M, Harwood R, Kasari C. The art of camouflage: Gender differences in the social
491 behaviors of girls and boys with autism spectrum disorder. Autism. 2017 Aug;21(6):678-89.

- 492 30. Bartholomay KL, Lee CH, Bruno JL, Lightbody AA, Reiss AL. Closing the gender gap in fragile X
493 syndrome: review of females with fragile X syndrome and preliminary research findings. Brain
494 sciences. 2019 Jan;9(1):11.
- 495 31. Boitnott A, Garcia-Forn M, Ung DC, Niblo K, Mendonca D, Park Y, Flores M, Maxwell S,
496 Ellegood J, Qiu LR, Grice DE. Developmental and behavioral phenotypes in a mouse model of
497 DDX3X syndrome. Biological Psychiatry. 2021 Jun 7.
- 498 32. Suvrathan A, Hoeffler CA, Wong H, Klann E, Chattarji S. Characterization and reversal of
499 synaptic defects in the amygdala in a mouse model of fragile X syndrome. Proceedings of the
500 National Academy of Sciences. 2010 Jun 22;107(25):11591-6.
- 501 33. Moseley RL, Gregory NJ, Smith P, Allison C, Baron-Cohen SJ. A 'choice', an 'addiction', a way
502 'out of the lost': exploring self-injury in autistic people without intellectual disability.
503 Molecular autism. 2019 Dec;10(1):1-23.
- 504 34. Oliver C, Licence L, Richards C. Self-injurious behaviour in people with intellectual disability
505 and autism spectrum disorder. Current opinion in psychiatry. 2017 Mar 1;30(2):97-101.
- 506 35. Summers J, Shahrami A, Cali S, D'Mello C, Kako M, Palikucin-Reljin A, Savage M, Shaw O,
507 Lunskey Y. Self-injury in autism spectrum disorder and intellectual disability: Exploring the role
508 of reactivity to pain and sensory input. Brain sciences. 2017 Nov;7(11):140.
- 509 36. Adams D, Oliver C. The expression and assessment of emotions and internal states in
510 individuals with severe or profound intellectual disabilities. Clinical psychology review. 2011
511 Apr 1;31(3):293-306.
- 512 37. Symons FJ, Byiers BJ, Raspa M, Bishop E, Bailey Jr DB. Self-injurious behavior and fragile X
513 syndrome: findings from the national fragile X survey. American journal on intellectual and
514 developmental disabilities. 2010 Nov;115(6):473-81.
- 515 38. Arron K, Oliver C, Moss J, Berg K, Burbidge C. The prevalence and phenomenology of self-

516 injurious and aggressive behaviour in genetic syndromes. Journal of Intellectual Disability
 517 Research. 2011 Feb;55(2):109-20.
 518

519 **Table 1. Clinical phenotypes summary.**

Clinical feature	Frequency of feature (n/23)	Frequency of feature (%)	Subtypes and frequencies (n)
Gastrointestinal	22	96	<i>Infancy:</i> Latching / sucking difficulties (14), Reflux (9), Choking (3) <i>Current / childhood:</i> Constipation / Immobile gut (8), Overeating (3), Overfills mouth (2), Incontinence (1) Cyclical vomiting (1)
Delayed communication milestones	21	91	Mild = using words and phrases (11), Moderate = using single words only (5), Severe = not using any words (4), Unable to classify as under age 5 years or insufficient information (1)
Delayed motor milestones	21	91	Mild = walked by 3 years (15), Moderate = walked by 5 years (6)
Prenatal, Perinatal, and Neonatal complications	15	65	<i>Prenatal:</i> Ultrasound abnormalities (5), Small foetus (3), Preeclampsia (1) <i>Perinatal:</i> Foetal heart rate fluctuation during delivery (4), Breech positioning (3), Umbilical cord abnormalities (3), <i>Neonatal:</i> Excessive crying (4), Jaundice (1), Meningitis (1)
Hearing / Auditory	14	61	Recurrent ear infections in infancy / early childhood, often leading to partial hearing loss (8), Hypersensitivity to sounds (8)
Ophthalmic	13	57	Far-sightedness / hyperopia (3), Cortical visual impairment (3), Squint (2), Nystagmus (1), Astigmatism (1), Abnormal pupil dilation (1), Poor depth perception (1), Blocked tear ducts (1), Eye tracking difficulties (1)
Infantile hypotonia	13	57	Parents usually noticed poor head control and ability to sit up during first year
Movement problems	13	57	Poor balance and coordination (10), Stiff gait (7), Stereotypies (3), Tremor (2), Ataxia (1), Dystonia (1)
Sleep difficulties	13	57	<i>Infancy:</i> Hypersomnia (4), Hyposomnia (2) <i>Current / childhood:</i> difficulties falling and staying asleep, early waking (9)
Self-injury	13	57	Hitting / biting (13), Skin scratching / picking (13), Head banging (11), Hair pulling (2)
Musculoskeletal	13	57	Joint Hypermobility (7), Hypotonia in limbs (4), Scoliosis (4), Inward-turning feet (2), Bone deficiency (1)
Sensory	10	43	Parents often reported a combination of sensory-seeking tendencies and sensory aversions, as well as a high pain tolerance.
Respiratory / cardiology	10	43	Frequent colds / respiratory infections (5), Heart murmur (4), Hay fever (3), Unspecified heart problems (2), Narrow heart valve (1), Asthma (1), Sleep apnoea (1)
Skin conditions	8	35	Eczema (6), Impetigo (1), Palmoplantar keratosis (1)

Minor congenital abnormalities	5	22	Inguinal hernia (2), Finger abnormalities (2), Adrenal hyperplasia (1), Cleft palate (1)
Epilepsy	6 diagnosed	26	<i>Diagnosed:</i> Absence seizures (2), Generalized seizures (1), Infantile spasms (1), Reflux anoxic seizures (1), Unspecified (3)
	8 suspected	35	<i>Suspected:</i> Absences / isolated seizures in past (8)
Other	7	30	Allergic reactions / oedema (3), Recurrent UTIs (2), Kidney Stones (1), Diabetes (1), Poor circulation in extremities (1), stereotypic laughter (1)

520

521

522

523

524

525

526

527

528

529

530

531

532

533

534

535

536

537

538

539

540

541

542

543

544 **Table 2. Adaptive, Emotional and behavioural characteristics**

	DDX3X			ID-comparison			Group difference
	N	Mean (SD)	Range	N	Mean (SD)	Range	DDX3X – ID-Comparison
Age	23						
		12.87 (5.50)	3-22	23	13.20 (5.15)	6.72-26.28	t(44) = -.21, p = .835, d = .062
VABS	23			23			
ABC		53.09 (14.42)	20-74		55.61 (11.78)	34-79	F = .115, p = .736, η^2 = .003
Communication		50.26 (17.41)	20-79		57.65 (14.25)	33-89	F = .002, p = .966, η^2 = .000
Daily Living		48.65 (16.25)	20-73		54.74 (14.99)	30-83	F = 1.017, p = .319, η^2 = .023
Socialization		57.48 (15.17)	20-78		59.22 (11.03)	42-88	F = .006, p = .507, η^2 = .000
Motor	19	67.79 (11.87)	45-97		66.26 (17.75)	28-121	F = .185, p = .669, η^2 = .005
DBC2	21			23			
Total		58.86 (16.03)	36-106		53.57 (12.11)	34-83	t(42) = 1.24, p = .22, d = .38
Disruptive		54.14 (16.11)	38-112		50.22 (11.33)	35-77	t(42) = .94, p = .35, d = .28
Self-absorbed		63.90 (17.66)	39-104		56.22 (12.96)	37-83	t(42) = 1.66, p = .11, d = .50
Communication		59.29 (19.46)	42-132		55.78 (10.84)	36-81	t(42) = .75, p = .46, d = .23
Anxiety		55.57 (10.57)	38-83		50.04 (12.25)	36-77	U = 147.50, Z = 2.21, p = .03
Social relations		51.67 (11.70)	36-76		51.04 (10.31)	38-73	t(42) = .19, p = .85, d = .06
SRS	21			22			
Total		77.38 (14.08)	46-98		76.82 (14.54)	49-96	t(41) = .13, p = .90, d = .04
Awareness		73.52 (11.85)	50-93		76.09 (14.53)	49-96	U = 193.00, Z = -.93, p = .35
Cognition		74.43 (11.08)	51-92		73.59 (14.88)	41-96	t(41) = .21, p = .84, d = .06
Communication		75.86 (13.60)	42-96		74.32 (12.85)	50-91	t(41) = .38, p = .71, d = .12
Motivation		66.29 (14.00)	44-95		65.59 (13.58)	41-89	t(41) = .17, p = .87, d = .05
RRBs		80.57 (17.18)	48-108		78.59 (16.10)	48-106	t(41) = .38, p = .70, d = .12

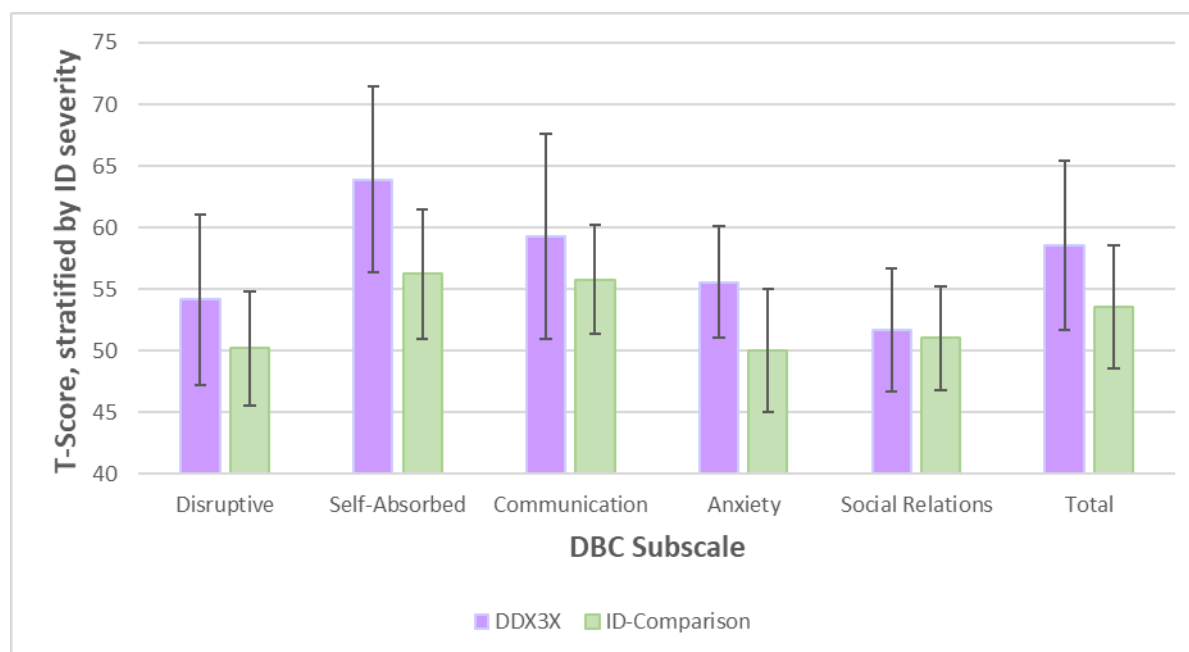
545

546

Table 3. Linear regression models

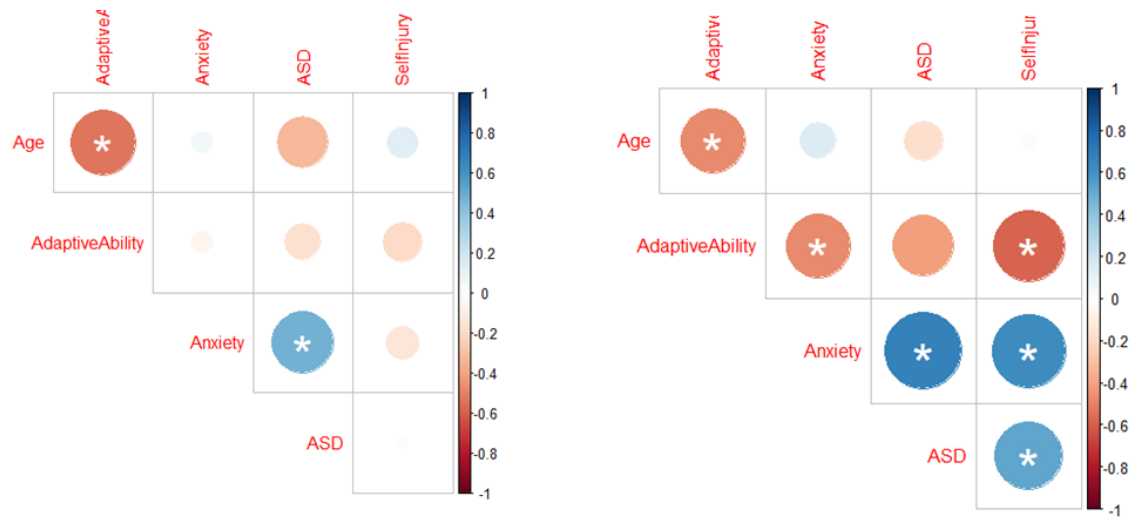
Variable	ANOVA	Adjusted R ²	Beta (β)	t	p
Model 1: Anxiety	F (4, 13) = 5.04, p = .011	.487			
Age			.09	.40	.696
Adaptive ability			-.071	-.26	.799
Variant type			-.15	-.77	.457
Autism characteristics			.70	3.22	.007
Model 2: SIBs	F (4, 13) = 5.35, p = .009	.506			
Age			-.09	-.45	.663
Adaptive ability			-.42	-1.67	.119
Variant type			.04	.21	.840
Anxiety			.54	2.67	.019

Figure 1. Emotional and behavioural characteristics across the DDX3X and ID-Comparison groups



Note. Error bars represent 95% confidence intervals

553 **Figure 2. Correlation plots for the ID-comparison (left) and DDX3X (right) groups**



556 **Supplementary Table 1. Genetic diagnoses in the ID-comparison group**

Gene	N
<i>ARID1B</i>	3
<i>CASK</i>	1
<i>CTNNB1</i>	1
<i>DYRK1A</i>	1
<i>EHMT1</i>	3
<i>GRIN2A</i>	1
<i>KAT6B</i>	1
<i>SETD5</i>	4
<i>SHANK1</i>	2
<i>STXBP1</i>	5
<i>TRIO</i>	1
Total	23

557

558

559

560 Supplementary Table 2. Participants' gene variant information

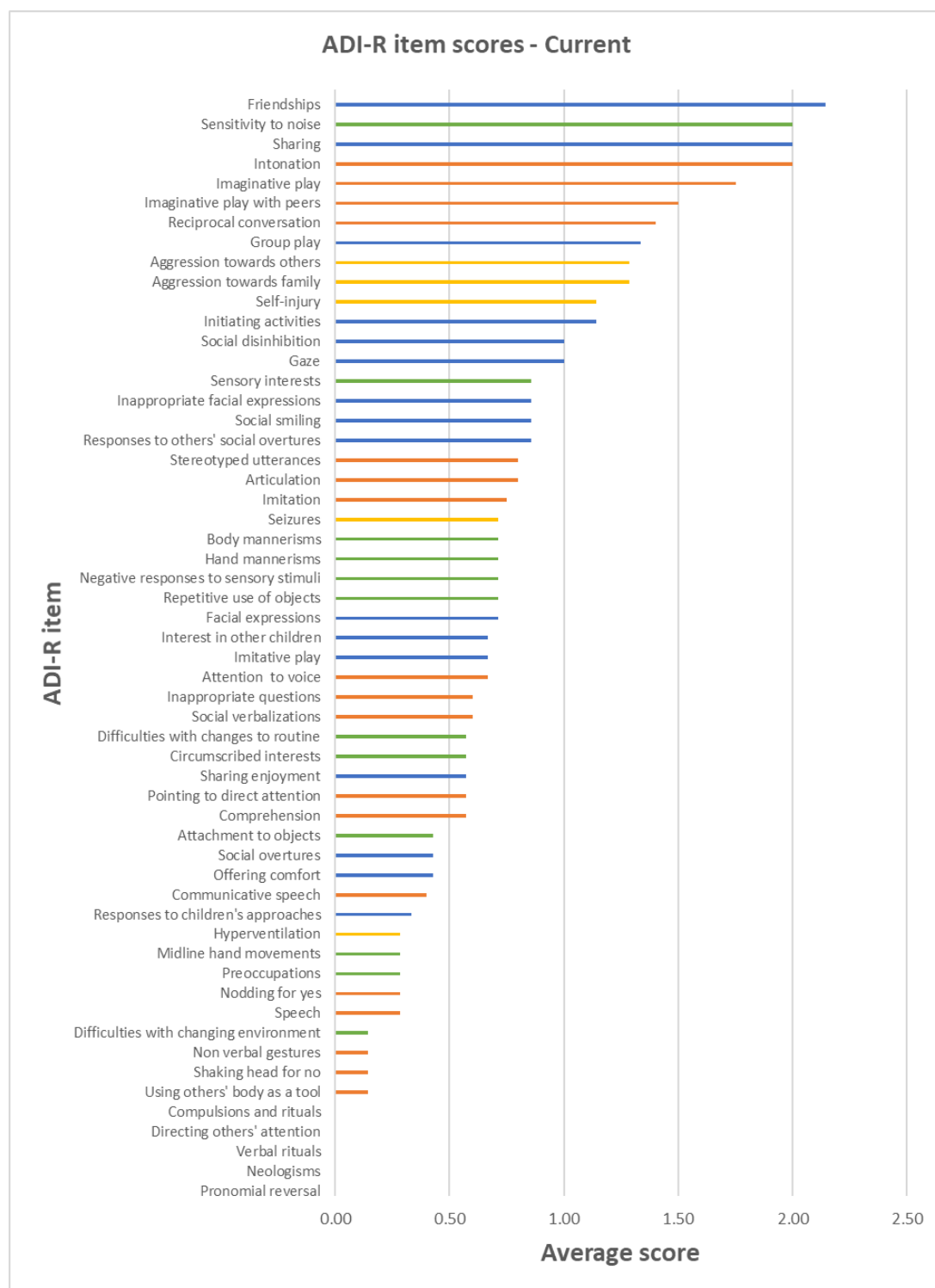
Participant no.	Decipher/100 K Genome ID	Inheritance	Variant type	Amino acid change	Nucleotide change	Pathogenicity	ID severity
1	272869	De novo	Missense	p.Cys467Tyr	c.1400G>A	Likely pathogenic	Severe
2	273466	De novo	Splice (acceptor)	-	c.46-2A>G	Likely pathogenic	Mild
3	272597	De novo	Stop-gained	p.Ser24Ter	c.71C>A	Pathogenic	Mild
4	264193	De novo	Stop-gained	p.Arg291Ter	c.871C>T	Likely pathogenic	Mild
5	261890	Inherited	Missense	p.Arg533His	c.1598G>A	Likely pathogenic	Moderate
6	267102	De novo	Missense	p.Ala392Pro	c.1174G>C	Likely pathogenic	Severe
7	267105	De novo	Missense	p.Ala392Pro	c.1174G>C	Likely pathogenic	Moderate
8	261162	De novo	Stop-gained	p.Arg45Ter	c.133C>T	Pathogenic	Moderate
9	290561	De novo	Splice (donor)	-	c.281+1G>C	Likely pathogenic	Moderate
10	300283	De novo	Missense	p.Arg474Cys	c.1420C>T	Likely pathogenic	Mild
11	-	-	-	-	-	-	Moderate
12	277307	De novo	Splice (donor)	-	c.45+1G>T	Pathogenic	Mild
13	303778	De novo	Frameshift	p.Lys208Serfs Ter13	c.623delA	Pathogenic	Borderline
14	-	De novo	Missense	Cys341Arg	c.1021T>C	-	Severe
15	282969	De novo	Splice donor	-	c.45+1G>A	Pathogenic	Profound
16	-	-	-	-	-	-	Moderate
17	-	De novo	Splice (acceptor)	-	c.766-8_766-2del	Likely pathogenic	Mild
18	-	-	-	-	-	-	Moderate

19	-	Unknown	Frameshift	p.Asn124Lysfs Ter5	c.372_373del CA	-	Mild
20	307552	De novo	Frameshift	p.Phe83Ter	c.241_242insC TAG	Pathogenic	Borderline
21	210015169	De novo	Frameshift	p.Gly153Leufs *69	c.455_456dup CT	Pathogenic	Mild
22	281511	De novo	Missense	p.Ser542Leu	c.1625C>T	Likely pathogenic	Moderate
23	-	Unknown	Splice site	-	c.765+1G>A	Pathogenic	Mild

561

562

563 **Supplementary Figure 1. ADI score profiles - Current**



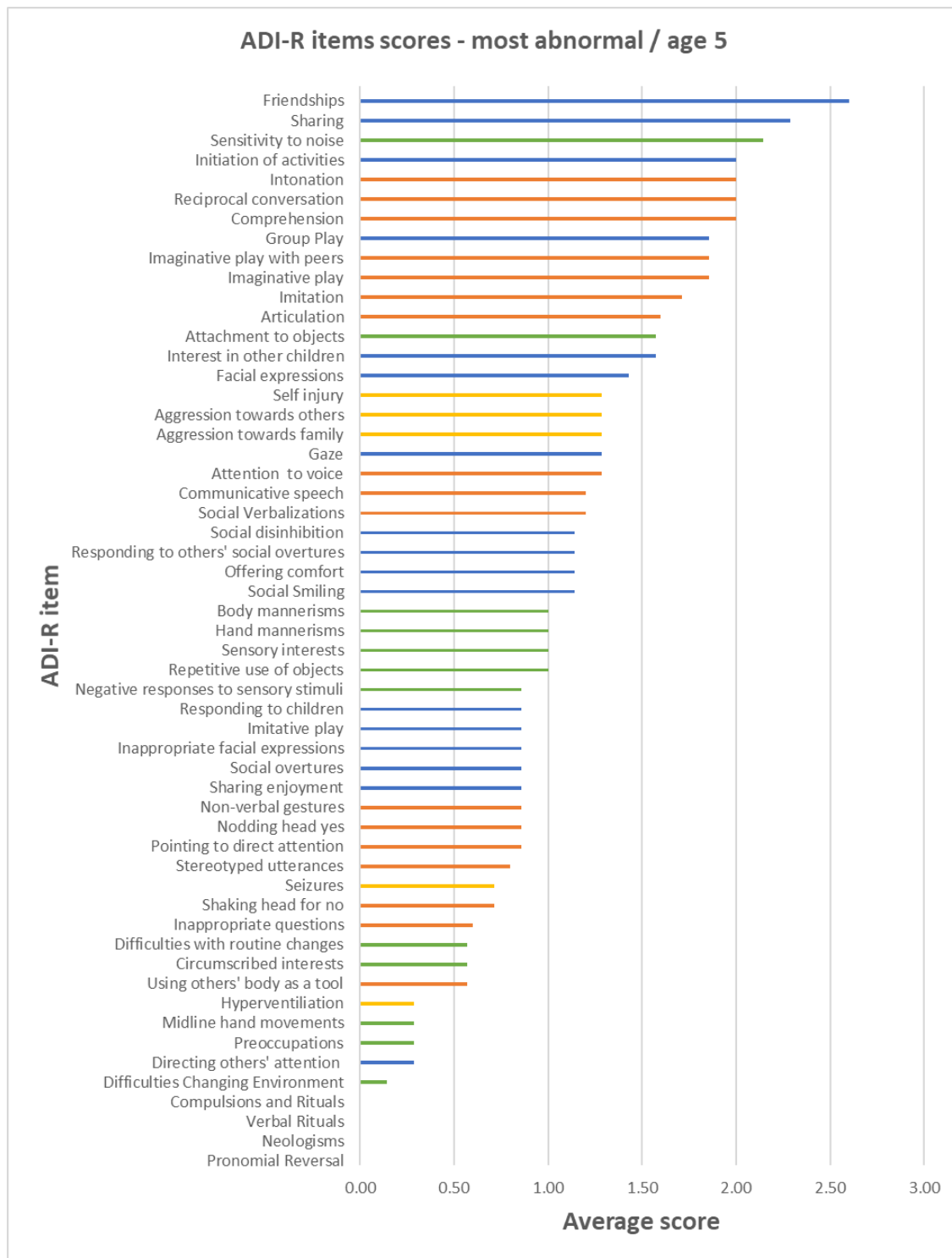
564

565 *Note.* Orange items = Language and Communication, Blue = Social Development and Play, Green =

566 Interests and Behaviours, Yellow = General Behaviours.

567

568 **Supplementary Figure 2. ADI score profiles – Most Abnormal / age 5**



569

570 *Note.* Orange items = Language and Communication, Blue = Social Development and Play, Green =

571 Interests and Behaviours, Yellow = General Behaviours.