

Global diversity of policy, coverage, and demand of COVID-19 vaccines: a descriptive study

Zhiyuan Chen^{1†}, Wen Zheng^{1†}, Qianhui Wu^{1†}, Xinghui Chen^{1†}, Cheng Peng^{1†}, Yuyang Tian¹, Ruijia Sun¹, Minghan Wang¹, Xiaoyu Zhou¹, Zeyao Zhao¹, Guangjie Zhong¹, Xuemei Yan¹, Nuolan Liu¹, Feiran Hao¹, Sihong Zhao¹, Tingyu Zhuang¹, Juan Yang^{1,2}, Andrew S. Azman^{3,4}, Hongjie Yu^{1,2,5}

Author Affiliations:

1. School of Public Health, Fudan University, Key Laboratory of Public Health Safety, Ministry of Education, Shanghai, China
2. Shanghai Institute of Infectious Disease and Biosecurity, Fudan University, Shanghai, China
3. Department of Epidemiology, Johns Hopkins Bloomberg School of Public Health, Baltimore, MD, USA
4. Institute of Global Health, Faculty of Medicine, University of Geneva, Switzerland
5. Department of Infectious Diseases, Huashan Hospital, Fudan University, Shanghai, China

[†]These authors contributed equally to this work.

Corresponding authors: Hongjie Yu, School of Public Health, Fudan University, Shanghai 200032, China; E-mail: yhj@fudan.edu.cn

Word count (abstract): 318

Word count (main text): 3232

Disclaimer: The views expressed are those of the authors and do not necessarily represent the institutions with which the authors are affiliated.

Summary

Background

Hundreds of millions of doses of COVID-19 vaccines have been administered globally, but progress in vaccination varies considerably between countries. We aim to provide an overall picture of COVID-19 vaccination campaigns, including policy, coverage, and demand of COVID-19 vaccines.

Methods

We conducted a descriptive study of vaccination policy and doses administered data obtained from multiple public sources as of 23 October 2021. We used these data to develop coverage indicators and explore associations of vaccine coverage with socioeconomic and healthcare-related factors. We estimated vaccine demand as numbers of doses required to complete vaccination of countries' target populations according to their national immunization program policies.

Findings

Use of both mRNA and adenovirus vectored vaccines was the most commonly used COVID-19 vaccines formulary in high-income countries, while adenovirus vectored vaccines were the most widely used vaccines worldwide (176 countries). Almost all countries (98.3%, 173/176) have authorized vaccines for the general public, with 53.4% (94/176) targeting individuals over 12 years and 33.0% (58/176) targeting those ≥ 18 years. Forty-one and sixty-seven countries have started additional-dose and booster-dose vaccination programs, respectively. Globally, there have been 116.5 doses administered per 100 target population, although with marked inter-region and inter-country heterogeneity. Completed vaccination series coverage ranged from 0% to more than 95.0% of country target populations, and numbers of doses administered ranged from 0 to 239.6 per 100 target population. Doses administered per 100 total population correlated with healthcare access and quality index ($R^2 = 0.58$), socio-demographic index ($R^2 = 0.56$), and GDP per capita ($R^2 = 0.65$). At least 5.54 billion doses will be required to complete interim vaccination programs – 4.65 billion for primary immunization and 0.89 billion for additional/booster programs. Globally, 0.84 and 0.96 dose per individual in the target population are needed for primary immunization and additional/booster programs, respectively.

Interpretation

There is wide country-level disparity and inequity in COVID-19 vaccines rollout, suggesting large gaps in immunity, especially in low-income countries.

66

67 **Funding**

68 Key Program of the National Natural Science Foundation of China, the US National Institutes

69 of Health.

Research in context

Evidence before this study

We searched PubMed for articles in any language published up to October 21, 2021, using the following search terms: (“COVID-19” OR “SARS-CoV-2”) AND (“vaccination” OR “vaccine”) AND (“inequalit*” OR “inequity” OR “disparit*” OR “heterogeneity”). We also searched for dashboards associated with vaccine rollout from public websites. We identified several studies on tracking global inequalities of vaccine access, one of which constructed a COVID-19 vaccine dashboard (Our World in Data), and another that explored disparities in COVID-19 vaccination among different-income countries. However, we found no studies that depict global COVID-19 vaccination policies country-by-country and estimate demand for vaccine necessary to completely vaccinate countries’ designated target populations.

Added value of this study

To our knowledge, our study provides the most recent picture of COVID-19 vaccination campaigns, focusing on global vaccination policy and target-population demand. We found a diverse portfolio of vaccines in five technical platforms being administered globally, with 173 countries having authorized administration of vaccines to the general public in various age groups. We observed inter-region and inter-country heterogeneity in one-or-more-dose and full-dose coverage; countries with higher socio-demographic or health resource-related levels had higher coverage. We estimated dose-level demand for completing primary immunization programs and additional/booster dose programs separately.

Implications of all the available evidence

Worldwide disparity and inequity of vaccine rollout implies that susceptibility among unvaccinated populations in some countries may impede or reverse pandemic control, especially in face of the emergence of variants and the dilemma of waning antibodies. Our findings suggest that global-level responses to the pandemic - financially, politically, and technically - are needed to overcome complex challenges that lie ahead.

99 Introduction

100 The Coronavirus Disease 2019 (COVID-19) pandemic is still raging globally and has had an
101 unprecedented impact on societies and economies¹. Several non-pharmaceutical interventions
102 (NPIs) have been effective to reduce virus transmission^{2,3}, but it is unrealistic to continue
103 many of these NPIs for long-term maintenance. Rapid and successful development of
104 efficacious and effective vaccines against COVID-19 is making it possible to manage the
105 pandemic⁴.

106
107 General public health use of COVID-19 vaccines started in December 2020 and has
108 accelerated globally at an unprecedented rate. However, inequitable country-level access to
109 vaccines may unbalance global immunity and will likely impede global reopening. People
110 may not get vaccinated for a variety of reasons, including supply-and-demand challenges,
111 country purchase capacity, not being a member of a country-specific vaccine target
112 population, and personal hesitancy to receive vaccine⁵⁻⁸. Most high-income countries have
113 purchased vaccine directly using advanced purchase agreements with vaccine developers and
114 manufacturers⁵. Low-income countries were less able to purchase/receive vaccines as needed,
115 although global efforts like COVID-19 Vaccine Global Access (COVAX)⁹, are starting to
116 increase access.

117
118 Disparities in COVID-19 vaccination progress have been observed between and within
119 countries. Several dashboards use official data sources to track vaccination progress, but there
120 has been insufficient focus on variation in countries' vaccination policies^{1,10}. One study
121 explored the correlation between GDP per capita and vaccine coverage in 138 countries and
122 showed disparities in vaccine rollout among countries with different income levels¹¹.
123 Country-level spatiotemporal disparities in vaccination were also seen^{12,13}. An overview of
124 vaccination campaigns across countries, especially of vaccination policy and demand, has not
125 been fully explored.

126
127 In this study, we aimed to describe the global landscape of COVID-19 vaccination policy by
128 authorised vaccines, primary/booster vaccination, and target population. We constructed
129 metrics for vaccine coverage to explore the extent and variation in global and regional
130 vaccination progress and estimate demand for vaccine.

131 **Methods**

132

133 We constructed datasets for vaccination policy and doses administered as of 23 October 2021
134 that contain country-specific metrics. We used these metrics to develop three coverage
135 indicators and estimated demand for vaccine doses. Detailed descriptions of data collection
136 methods and data sources are provided in the Appendix.

137

138 **Metrics**

139 Policy metrics include authorization status of COVID-19 vaccines (approved, conditionally
140 approved, or authorized for emergency use), vaccination schedules, indicated age groups,
141 contraindications, whether vaccines are sold/donated by or received by the country, and
142 whether vaccines are provided at no cost to individual vaccine recipients. Vaccination
143 schedules are defined in terms of the number of required doses and the dosing intervals
144 according to regulatory authorities, and special doses, such as additional doses for
145 immunocompromised individuals and booster doses. Contraindications are medical conditions
146 for which individuals should not be vaccinated, either temporarily for conditions that resolve,
147 or permanently.

148

149 The doses-administered dataset included four time-varying, age-specific, platform-specific
150 metrics: number of vaccine doses administered, number of people receiving at least one dose,
151 number of people fully vaccinated according to country schedule, and number of people
152 receiving additional/booster doses. People receiving at least one dose are those who have
153 received the first dose of a multiple-dose vaccine or the dose of a one-dose vaccine. Number
154 of people fully vaccinated indicates those who have completed their primary immunization
155 series according to the vaccination schedule. Additional doses are doses for people with
156 medical conditions requiring doses beyond the primary series to achieve immunity (e.g.,
157 moderately to severely immunocompromised people); booster doses are doses given after the
158 primary series to counter waning immunity or protection¹⁴.

159

160 **Target populations**

161 Target populations are eligible individuals who are within approved age groups and without
162 contraindications according to the country's immunization policy. When country-specific
163 information was unavailable, we used the WHO-recommended ages, in which people 12 years
164 and older are recommended to receive Pfizer-BioNTech vaccine and people 18 years and
165 above are recommended to receive any COVID-19 vaccine¹⁵. Contraindications vary by
166 country, and may include pregnant women¹⁶, people with certain underlying conditions (i.e.

bleeding disorders and immune suppression)¹⁷, and/or those previously infected with SARS-CoV-2¹. Details are in Table S2 and Table S6. We estimated sizes of target populations for additional and booster doses according to country-specific policy (Table S3), using Clark's method to eliminate the effect of multimorbidity¹⁷. Methods for estimating target population sizes are detailed in the Appendix.

Vaccine coverage

We constructed vaccine coverage indicators among total populations and target populations; indicators are full vaccination coverage, share of receipt of at least one dose, and doses per 100 people. Because not all countries report vaccine doses administered on a daily basis, we used linear extrapolation between reported data points. We estimated vaccine coverage up to 7 October 2021. For countries that did not report data to 7 October, we used data reported on or after 18 September 2020, or missing values if no data were reported on/after 18 September.

Factors associated with coverage

To investigate factors related with vaccine coverage, we identified a list of economic, social, health spending, health resources-related factors potentially associated with vaccine coverage. Due to multicollinearity, we used socio-demographic index (SDI), healthcare access and quality (HAQ) Index, and GDP per capita adjusted for purchasing power parity (PPP) in our analyses. SDI is a composite indicator developed by the Institute for Health Metrics and Evaluation (IHME), containing lag-distributed income per capita, average education level, and fertility rate under 25 years; it ranges from 0 to 1 and can be divided into five categories: high, high-middle, middle, low-middle, and low SDI¹⁸. HAQ is a country-specific index that quantifies the accessibility and quality of personal healthcare; it ranges from 0 to 100¹⁹. We obtained GDP per capita-PPP for 2019 from the World Bank²⁰.

Demand

We determined demand for vaccine as the number of doses needed to complete vaccination of countries' target populations according to national immunization program policy; we estimate demand for primary immunization and additional/booster doses separately. We used a simplifying assumption that all COVID-19 vaccines primary series require two doses, as one-dose (Janssen COVID-19 Vaccine, Convidecia) and three-dose (Zifivax, Abdala) vaccines are thus far a small (though unknown) proportion of total doses administered. We estimated additional and booster doses needed based on sizes of certain populations allowed by regulatory agencies; we assumed one additional/booster dose per person recommended or indicated. We calculated total current demand as the sum of doses required minus doses administered by 7 October 2021, stratified by primary and additional/booster dose demand.

204

205 **Data sources**

206 In priority order, we obtained data from government websites, health department websites,
207 official media, vaccine manufacturers' websites, authoritative media, and local media. We
208 also use data from public databases that systematically collect and cross-check such
209 information, such as Gavi-COVAX²¹, COVID-19 Vaccine Market Dashboard²², and Our
210 World in Data²³. Whether countries sell/donate or receive vaccine was obtained from
211 COVAX data²¹.

212

213 We collected raw data through a combination of manual and automated means. For countries
214 that release data on a regular basis through official sources^{24,25}, we collected information
215 manually on a weekly basis; for countries that release official data through public online
216 dataset (e.g., GitHub repository)²⁶, we accessed data with a compiled R Script. Countries were
217 included in our doses administered datasets if they reported at least two data points. We
218 verified data with double-entry.

219

220 We derived 2020 population estimates from UN World Population Prospects²⁷. Among 194
221 Member States of the World Health Organization (WHO), age-specific UN population
222 proportions were available for 183 countries. Population estimates for the 11 remaining
223 countries (Andorra, Cook Islands, Dominica, Saint Kitts and Nevis, Monaco, Marshall
224 Islands, Niue, Nauru, Palau, San Marino, and Tuvalu) were compiled from WorldPop
225 datasets²⁸.

226

227 **Statistical analysis**

228 Since the obvious non-linear relationship between vaccine coverage and selected independent
229 factors, we used a nonlinear least squares regression model (logistic growth model) to
230 determine the adjusted relation. All statistical analyses and visualizations were done using R
231 (version 4.0.2).

Results

COVID-19 vaccination policy

As of 23 October 2021, 192 countries reported the COVID-19 vaccines they use, and 176 countries reported their target populations. 173 countries have extended vaccination to the general public, and three countries (Central African Republic, Burundi, and Gambia) target only specific groups such as people at risk of severe illness, elderly people, and healthcare workers (Table S2).

Among the five technological vaccine platforms with vaccines approved in one or more country, adenovirus vectored vaccines were the most widely used (176 countries), followed by mRNA vaccines (139 countries), inactivated vaccines (109 countries), protein subunit vaccines (10 countries), and conjugate vaccines (3 countries) (Fig 1B-D). From a regional perspective, high-income countries in Europe and the Americas most often used both mRNA and adenovirus vectored vaccines; other countries in the Americas also used inactivated vaccines (Fig 1A). In Africa, vaccination was primarily with an adenovirus vectored vaccine or a combination of inactivated and adenovirus vectored vaccines; 19 African countries used mRNA vaccines (Fig 1A). Among 30 countries (18 high-income) that use vaccines made by two or more platforms, more than half of the vaccines administered in 76.7% (23) of these countries were mRNA vaccines, mainly Pfizer-BioNTech vaccine (Fig S1-2).

Twelve different age groups were authorized worldwide for primary vaccination. Among 176 countries, vaccines were authorized for those 12 years and over in 94 (53.4%) countries and 18 years and over in 58 (33.0%) countries; five countries (Cambodia, Chile, Cuba, El Salvador and the United Arab Emirates) have approved vaccination for 2-, 3-, or 6-year-olds and above; Myanmar and Democratic Republic of the Congo has approved vaccination of people 55 years and older (Fig 2A). Additional doses are recommended in 41 countries, mainly targeting people at risk of serious illness (38 of 41 countries) (Fig 2B). Booster doses have been approved for use in 67 countries, but with wide variation in target population; 25 countries recommend booster doses for the general public (Fig 2C). Among 156 countries for which we could determine payment source, all provide COVID-19 vaccines to public free of charge, with exception of Singapore (not free for BBIBP-CorV vaccine) (Table S2).

Vaccine coverage

Vaccination data for 184 countries were available as of 7 October 2021; 116.5 doses have been administered per 100 target populations; 66.4% and 49.5% of target populations received at least one dose and full-schedule doses, respectively; 25.6% (46/180) and 10.4%

(19/182) of countries have vaccinated more than two thirds of their population with at least one dose or full-schedule doses, respectively (Fig 3). Time needed to achieve one dose per 100 people varied between countries (Fig S3).

Highest full-dose target population coverage (77.2%) and doses administered (165.8 doses per 100 target populations) were reported in the WHO Western Pacific Region, followed by Europe (61.2%, 131.3 doses per 100 target populations), the Americas (60.3%, 138.3 doses per 100 target populations), South-East Asia (27.8%, 92.4 doses per 100 target populations), Eastern Mediterranean (27.1%, 68.5 doses per 100 target populations), and Africa (6.5%, 16.4 doses per 100 target populations) (Fig 3B, F). There was significant inter-country heterogeneity in full-dose coverage among target populations, ranging from 0% (Burundi) to more than 95.0% (San Marino, Malta, France, Iceland, Portugal) (Fig 3B), and cumulative doses per 100 target populations, ranging from 0 (Burundi) to 239.6 (Israel) (Fig 3F). In high-income countries, 82.8% of target populations have received at least one dose; in low-income countries, 21.2% of target populations have received at least one dose (Fig S4A). Countries selling or donating vaccine had higher coverage than those receiving vaccine (Fig S4C).

Among 22 countries reporting vaccine administration data by age group, the percent of people that received full-schedules was highest among seniors (people over 60 or 65 years old) (range: 33.6-100.6%), followed by middle-aged adults (18-60 or 18-65 years old) (32.6-94.6%), adolescents (12-17 years old) (1.0-95.8%), and children (0-11 years old) (0.01-22.8%) (Fig 4A). A similar pattern of vaccine distribution was also observed in one-or-more-dose coverage (Fig 4B). An exception was that the proportion of adolescents that received at least one dose in China was higher than for seniors receiving one or more doses.

Influencing factors of vaccine coverage

Vaccine coverage was moderately associated with SDI, HAQ, and GDP per capita-PPP. Correlations between doses administered per 100 persons in the total population and the HAQ index ($R^2 = 0.58$), SDI index ($R^2 = 0.56$), and GDP per capita-PPP ($R^2 = 0.65$) are shown in Figures 5A, C, E; correlations per 100 persons in the target population and HAQ index ($R^2 = 0.50$), SDI index ($R^2 = 0.49$), and GDP per capita-PPP ($R^2 = 0.56$) are shown in Figures 5B, D, F. In general, countries with higher socio-demographic or health resource-related levels had higher coverage. As GDP per capita-PPP increased to approximately 50,000 dollars, coverage plateaued (Figures 5E-F).

Demands of vaccine doses

The total estimated global demand was 5.54 billion doses to complete ongoing vaccination

programs – 4.65 billion for primary immunization and 0.89 billion for additional/booster programs. The highest demand occurred in South-East Asia (1.51 billion doses), followed by Africa (0.98 billion doses), Europe (0.87 billion doses), Western Pacific (0.87 billion doses), the Americas (0.67 billion doses), and Eastern Mediterranean (0.64 billion doses) (Table S7). The total requirement for doses in low-income countries (0.78 billion doses) was similar to high-income countries (0.72 billion doses).

Global demand for primary immunization was 0.84 dose per individual in the target population, with regional-heterogeneity observed in the African (1.83), Eastern Mediterranean (1.31), South-East Asian (1.08), European (0.71), American (0.64), and Western Pacific (0.34) regions (Fig 6A). Estimated vaccine-dose demands at the country level are presented in the Appendix (Table S7). Additional and booster immunization policies increased demand to 0.96 per individual in the target population, as most additional/booster doses have not yet been administered to target populations (Fig 6B).

Discussion

Our study provides insight into the global landscape of COVID-19 vaccination policy, vaccine coverage, and demand of vaccines at this phase of vaccine rollout. Most countries have made COVID-19 vaccination a priority, and the 6.4 billion doses of COVID-19 vaccines administered around the world is a significant milestone in the response to the COVID-19 pandemic. With increases in vaccine production, the main target populations globally were adults aged 12 years and older, with some countries extending vaccination to children. However, we showed vast differences in vaccine coverage across countries, in which doses administered per capita in high-income countries was 8.8 times that of low-income countries. As a result, a huge imbalance in demand raises concerns of inequitable access to vaccines, even as production capacity increases.

Vaccination has shaped the epidemic curve of COVID-19, especially for severe outcomes¹. However, we found a pattern similar to the dilemma of vaccine distribution during the 2009 H1N1 influenza pandemic in which high-income countries procured most vaccines, and access to vaccines remained inequitable^{29,30}. Although vulnerable groups have not been effectively protected in some resource-poor countries, countries with high vaccine coverage have initiated booster programs based on the evidence that current COVID-19 vaccines provide sustained protection from severe outcomes and even from variants of concern, but antibody levels have waned³¹. This may further widen the gap of population immunity between countries. Disparities in coverage among countries may impede the global effort of

341 building herd immunity to stop the pandemic. Slow vaccine rollouts in some low-income
 342 countries leave individuals vulnerable to emerging variants, and the expanding epidemic may
 343 further increase risks of new SARS-CoV-2 mutations³². Optimal allocation for limited
 344 supplies of vaccines to people at high risk or who have no immunity may save more lives and
 345 help contain the pandemic by inhibiting further evolution of variants. Although COVAX
 346 planned to procure and deliver at least 2 billion doses by the end of 2021³³, only 367 million
 347 doses have been successfully allocated as of August 2021²¹.

348

349 Scaling up production capacity of current vaccines and developing more effective vaccines
 350 remain top priorities, especially since concerns over waning immunity and SARS-CoV-2
 351 variants have led some countries to deploy extra vaccine doses. It may be feasible to use a
 352 booster dose with less antigen as a dose-sparing strategy that still provides adequate immune
 353 response^{34,35}. With limited supplies of several vaccines, heterologous prime-boost regimens
 354 also should be considered because they appear to induce strong immune responses³⁶. Research
 355 and development of one-dose, variant-specific, and broad-spectrum vaccines could curb the
 356 pandemic more effectively and efficiently. It is also vital to strengthen international
 357 coordination of development, manufacturing, and deployment, for example, by sharing
 358 knowledge and expertise, and providing useful guidance to build or improve production
 359 facility layouts and production lines³⁷, enabling more countries to make vaccines.

360

361 In addition to challenges of production, affordability, and allocation, vaccine hesitancy is a
 362 key barrier for some countries with sufficient supplies to reach the expected vaccine coverage
 363 among target population³⁸. Since vaccine hesitancy is not a singular problem, interventions
 364 should be implemented to build and sustain vaccine confidence through joint efforts by
 365 vaccine manufacturers, governments, and other parties to ensure safety and effectiveness of
 366 vaccines and provide timely disclosure of relevant information to the public³⁹. Acceptance of
 367 COVID-19 vaccines may change over time as more robust evidence and monetary incentive
 368 policies emerge⁴⁰.

369

370 Our univariate analysis showed that socioeconomic and health system-related factors might
 371 be predictors of vaccine coverage. Countries with a higher SDI and HAQ score were more
 372 likely to have more vaccine doses administered than those with lower scores. This finding
 373 may reflect that healthcare systems play a key role in vaccine rollout, because health-related
 374 resources and capabilities are necessary for vaccination campaigns. For example, inadequate
 375 equipment for temperature control and time lags between shipments and deployment of
 376 vaccines may impede vaccination progress in low-income countries. Arguably, widespread
 377 vaccine coverage needs to fit multiple efforts simultaneously, at global, national, and sub-

378 national levels, including accessibility of vaccine, individual acceptance, and healthcare
379 system requirements for vaccination^{5,41}.

380

381 Planning COVID-19 vaccination programs is complex and arduous. Some concerns were
382 raised during vaccination campaigns. Vaccination strategy for individuals previously infected
383 with SARS-CoV-2 remains unclear, while the number of confirmed cases worldwide has
384 reached 242 million, accounting for 3.1% of the total global population¹. Interim evidence
385 suggests that antibody levels in naturally-infected people persist for over one year^{42,43}.
386 Immune responses in individuals with mild previous infection who were given one dose of
387 COVID-19 vaccine are higher than responses following full-schedule vaccination of people
388 who had not been previously infected^{44,45}. Therefore, a one-dose schedule for infected
389 individuals might be acceptable to achieve the dual purpose of protecting populations and
390 saving supplies. Certainly, more evidence is needed to guide future policies.

391

392 There are several limitations to this study. First, all data in our study were obtained from
393 public sources. Therefore untimely, opaque, and language-restricted data disclosure limited
394 data completeness and prediction of subpopulation immunity. Standardizing reporting of
395 COVID-19 vaccination and increasing data sharing and transparency could promote progress
396 of the global vaccination campaign. Second, estimates of population sizes with
397 contraindications and immunosuppressing conditions were constrained because it is difficult
398 to determine what proportions of these populations could be vaccinated. Some countries use
399 vaccines off label, further complicating determination of the eligible population. Third,
400 country vaccination policy will change with more real-world evidence and experience;
401 vaccine demand in our study reflected only the current situation.

402

403 Our full picture of COVID-19 vaccination policy, coverage, and current demand in an
404 ongoing epidemic deepens the understanding of this unprecedented vaccination effort. Disparity
405 and inequity of vaccination rollout worldwide implies that susceptibility of unvaccinated
406 populations in some countries may impede or reverse pandemic control, especially in the face
407 of Delta and future variants. More countries and organizations should be involved in the
408 global response to the pandemic, taking responsibility and providing leadership to overcome
409 the complex challenges that lie ahead - financially, politically, and technically.

Contributors

H.Y. was responsible for its conception and design. W.Z., C.P., Q.W., Y.T., R.S., M.W., X.Z., Z.Z., G.Z., X.Y., N.L., F.H., S.Z., and T.Z. collected the data. Z.C., X.C., and C.P. did the analysis and prepared the figures. X.C., Y.T., R.S. and X.Z. prepared the tables. Z.C., W.Z., and Q.W. wrote the first draft. H.Y., A.S.A., and J.Y. made critical revision of the manuscript for important intellectual content. All authors contributed to review and revision and approved the final manuscript as submitted and agree to be accountable for all aspects of the work.

Declaration of interests

H.Y. has received research funding from Sanofi Pasteur, GlaxoSmithKline, Yichang HEC Changjiang Pharmaceutical Company, and Shanghai Roche Pharmaceutical Company. None of those research funding is related to COVID-19. All other authors report no competing interests.

Data sharing

All data used in this analysis will be available to others upon publication. Any additional information is available from the lead contact upon reasonable request.

Acknowledgments

We thank Dr. Lance Rodewald from Chinese Center for Disease Control and Prevention for his English language editing on this paper. This study was funded by Key Program of the National Natural Science Foundation of China (grant no. 82130093 to HJY) and the US National Institutes of Health (R01 AI135115 to ASA).

Role of the funding source

The funder had no role in study design, data collection, data analysis, data interpretation, or writing of the report. The corresponding author had full access to all the data in the study and had final responsibility for the decision to submit for publication.

Reference

1. World Health Organization. WHO Coronavirus (COVID-19) Dashboard. 2021. <https://covid19.who.int/> (accessed October 4 2021).
2. Yang J, Marziano V, Deng X, et al. Despite vaccination, China needs non-pharmaceutical interventions to prevent widespread outbreaks of COVID-19 in 2021. *Nature human behaviour* 2021; **5**(8): 1009-20.
3. Brauner JM, Mindermann S, Sharma M, et al. Inferring the effectiveness of government interventions against COVID-19. *Science (New York, NY)* 2021; **371**(6531).
4. Polack FP, Thomas SJ, Kitchin N, et al. Safety and Efficacy of the BNT162b2 mRNA Covid-19 Vaccine. *The New England journal of medicine* 2020; **383**(27): 2603-15.
5. Wouters OJ, Shadlen KC, Salcher-Konrad M, et al. Challenges in ensuring global access to COVID-19 vaccines: production, affordability, allocation, and deployment. *Lancet (London, England)* 2021; **397**(10278): 1023-34.
6. Mishra A, Sutermeister S, Smittenaar P, Stewart N, Sgaier SK. COVID-19 Vaccine Coverage Index: Identifying barriers to COVID-19 vaccine uptake across U.S. counties. *medRxiv* 2021: 2021.06.17.21259116.
7. Solís Arce JS, Warren SS, Meriggi NF, et al. COVID-19 vaccine acceptance and hesitancy in low- and middle-income countries. *Nature medicine* 2021; **27**(8): 1385-94.
8. Bown CP, Bollyky TJ. How COVID-19 vaccine supply chains emerged in the midst of a pandemic. *The World economy* 2021.
9. World Health Organization. Fair allocation mechanism for COVID-19 vaccines through the COVAX Facility. 2021. <https://www.who.int/publications/m/item/fair-allocation-mechanism-for-covid-19-vaccines-through-the-covax-facility> (accessed October 5, 2021).
10. Mathieu E, Ritchie H, Ortiz-Ospina E, et al. A global database of COVID-19 vaccinations. *Nature human behaviour* 2021; **5**(7): 947-53.
11. Duan Y, Shi J, Wang Z, Zhou S, Jin Y, Zheng ZJ. Disparities in COVID-19 Vaccination among Low-, Middle-, and High-Income Countries: The Mediating Role of Vaccination Policy. *Vaccines* 2021; **9**(8).
12. Barry V, Dasgupta S, Weller DL, et al. Patterns in COVID-19 Vaccination Coverage, by Social Vulnerability and Urbanicity - United States, December 14, 2020-May 1, 2021. *MMWR Morbidity and mortality weekly report* 2021; **70**(22): 818-24.
13. Tiu A, Susswein Z, Merritt A, Bansal S. Characterizing the spatiotemporal heterogeneity of the COVID-19 vaccination landscape. *medRxiv* 2021: 2021.10.04.21263345.
14. United States CDC. Who Is Eligible for a COVID-19 Vaccine Booster Shot? 2021. <https://www.cdc.gov/coronavirus/2019-ncov/vaccines/booster-shot.html> (accessed October 5 2021).
15. World Health Organization. COVID-19 Vaccines Advice. 2021. <https://www.who.int/emergencies/diseases/novel-coronavirus-2019/covid-19-vaccines/advice> (accessed October 5 2021).
16. Wang W, Wu Q, Yang J, et al. Global, regional, and national estimates of target population sizes for covid-19 vaccination: descriptive study. *BMJ (Clinical research ed)* 2020; **371**: m4704.

17. Clark A, Jit M, Warren-Gash C, et al. Global, regional, and national estimates of the population at increased risk of severe COVID-19 due to underlying health conditions in 2020: a modelling study. *The Lancet Global health* 2020; **8**(8): e1003-e17.
18. Institute for Health Metrics and Evaluation (IHME). Global Burden of Disease Study 2019 (GBD 2019) Socio-Demographic Index (SDI) 1950–2019. <http://ghdx.healthdata.org/record/ihme-data/gbd-2019-socio-demographic-index-sdi-1950-2019>.
19. GBD 2016 Healthcare Access and Quality Collaborators. Measuring performance on the Healthcare Access and Quality Index for 195 countries and territories and selected subnational locations: a systematic analysis from the Global Burden of Disease Study 2016. *Lancet (London, England)* 2018; **391**(10136): 2236-71.
20. The World Bank. World Development Indicators database. <https://data.worldbank.org/indicator/NY.GDP.MKTP.PP.CD> (accessed October 5 2021).
21. COVAX. COVAX VACCINE ROLL-OUT. 2021. <https://www.gavi.org/covax-vaccine-roll-out> (accessed October 5 2021).
22. UNICEF. COVID-19 Vaccine Market Dashboard. 2021. <https://www.unicef.org/supply/covid-19-vaccine-market-dashboard> (accessed October 5 2021).
23. Our World in Data. Coronavirus (COVID-19) Vaccinations. 2021. <https://ourworldindata.org/covid-vaccinations> (accessed October 5 2021).
24. United States CDC. COVID-19 Vaccinations in the United States. 2021. https://covid.cdc.gov/covid-data-tracker/#vaccinations_vacc-total-admin-rate-total (accessed October 23 2021).
25. UK Health Security Agency. Vaccinations in United Kingdom. 2021. <https://coronavirus.data.gov.uk/details/vaccinations> (accessed October 23 2021).
26. Ministerio de Ciencia T, Conocimiento, e Innovación,. Datos-COVID19. 2021. <https://github.com/MinCiencia/Datos-COVID19> (accessed October 23 2021).
27. United Nations. World Population Prospects 2019. 2021. <https://population.un.org/wpp/Download/Standard/Population/> (accessed October 5 2021).
28. WorldPop. WorldPop Datasets. 2021. <https://www.worldpop.org/> (accessed October 5 2021).
29. Fidler DP. Negotiating equitable access to influenza vaccines: global health diplomacy and the controversies surrounding avian influenza H5N1 and pandemic influenza H1N1. *PLoS medicine* 2010; **7**(5): e1000247.
30. Kumar S, Quinn SC, Kim KH, Hilyard KM. US public support for vaccine donation to poorer countries in the 2009 H1N1 pandemic. *PloS one* 2012; **7**(3): e33025.
31. Krause PR, Fleming TR, Peto R, et al. Considerations in boosting COVID-19 vaccine immune responses. *Lancet (London, England)* 2021.
32. Wilkinson E, Giovanetti M, Tegally H, et al. A year of genomic surveillance reveals how the SARS-CoV-2 pandemic unfolded in Africa. *Science (New York, NY)* 2021: eabj4336.
33. Gavi-COVAX. COVAX, the act-accelerator vaccines pillar. 2020. <https://www.gavi.org/sites/default/files/covid/COVAX-Pillar-background.pdf>.
34. Chu L, Montefiori D, Huang W, et al. Immune Memory Response After a Booster Injection of

519 mRNA-1273 for Severe Acute Respiratory Syndrome Coronavirus-2 (SARS-CoV-2). *medRxiv* 2021:
520 2021.09.29.21264089.

521 35. Choi A, Koch M, Wu K, et al. Safety and immunogenicity of SARS-CoV-2 variant mRNA
522 vaccine boosters in healthy adults: an interim analysis. *Nature medicine* 2021.

523 36. Pozzetto B, Legros V, Djebali S, et al. Immunogenicity and efficacy of heterologous
524 ChadOx1/BNT162b2 vaccination. *Nature* 2021.

525 37. Thanh Le T, Andreadakis Z, Kumar A, et al. The COVID-19 vaccine development landscape.
526 *Nature reviews Drug discovery* 2020; **19**(5): 305-6.

527 38. Lazarus JV, Ratzan SC, Palayew A, et al. A global survey of potential acceptance of a COVID-19
528 vaccine. *Nature medicine* 2021; **27**(2): 225-8.

529 39. Aw J, Seng JJB, Seah SSY, Low LL. COVID-19 Vaccine Hesitancy-A Scoping Review of
530 Literature in High-Income Countries. *Vaccines* 2021; **9**(8).

531 40. Campos-Mercade P, Meier Armando N, Schneider Florian H, Meier S, Pope D, Wengström E.
532 Monetary incentives increase COVID-19 vaccinations. *Science (New York, NY)*: eabm0475.

533 41. de Figueiredo A, Simas C, Karafillakis E, Paterson P, Larson HJ. Mapping global trends in
534 vaccine confidence and investigating barriers to vaccine uptake: a large-scale retrospective temporal
535 modelling study. *Lancet (London, England)* 2020; **396**(10255): 898-908.

536 42. Lau EHY, Tsang OTY, Hui DSC, et al. Neutralizing antibody titres in SARS-CoV-2 infections.
537 *Nature communications* 2021; **12**(1): 63.

538 43. Lau EHY, Hui D, Tsang OT-Y, et al. Long-Term Persistence of SARS-CoV-2 Neutralizing
539 Antibody Responses After Infection and Estimates of the Duration of Protection. *SSRN* 2021.

540 44. Widge AT, Roupheal NG, Jackson LA, et al. Durability of responses after SARS-CoV-2 mRNA-
541 1273 vaccination. *New England Journal of Medicine* 2021; **384**(1).

542 45. Keeton R, Richardson SI, Moyo-Gwete T, et al. Prior infection with SARS-CoV-2 boosts and
543 broadens Ad26.COV2.S immunogenicity in a variant dependent manner. *Cell Host & Microbe*.
544

545 **Figure legends**

546 **Figure 1. Technical platforms for vaccines being administered across countries.**

547 Geographic distribution of (A) overall technical platforms for vaccines, (B) inactivated
548 vaccine, (C) mRNA vaccine, (D) adenovirus vectored vaccine, and (E) protein subunit
549 vaccine administered across the globe. Since the conjugate vaccine was only used in three
550 countries (Cuba, Iran and Nicaragua), it is not shown in the map.

551

552 **Figure 2. Target populations for primary immunization, and additional and booster** 553 **doses.**

554 (A) Global distribution of target populations (mainly regulator-approved age groups) for
555 primary vaccination; three countries vaccinated only people at risk (Central African Republic,
556 Burundi, and Gambia). (B-C) Target populations for an additional dose and for a booster
557 dose. People at risk of severe illness included elderly, residents in health centres, people with
558 immunodeficiency disorders, people with autoimmune diseases receiving immunosuppressive
559 therapy, people on dialysis or after organ transplantation, patients with onco-hematological
560 diseases receiving treatment, and people with other comorbidities. Occupational-risk
561 populations included workers at long-term care facilities, front-line health workers, and other
562 front-line workers. People receiving specific vaccine types included people who receiving the
563 one of the following vaccines: Janssen COVID-19 Vaccine, WBIP-CorV, and CoronaVac.

564

565 **Figure 3. Vaccine coverage among total or target populations.**

566 Country-level full vaccine coverage among total populations (A) or target populations (B).
567 Country-level proportion of people that received at least one dose among total populations (C)
568 or target populations (D). Country-level cumulative doses per 100 people among total
569 populations (E) or target populations (F). The white areas represent countries with no
570 vaccination rollout or for which data are unavailable. The data shown here are as of October
571 7, 2021. Percentages of target populations that received at least one dose that exceed 100%
572 may represent off-label use.

573

574 **Figure 4. Vaccine coverage by age group.**

575 Proportion of age-specific populations that received full doses (A) and at least one dose (B)
576 among total populations. The dividing line between age groups was not consistent across
577 countries. Children refers to people aged 0-11 years old; adolescent refers to people aged 12-
578 17 years old; adult refers to people aged 18-64 (Austria, Belgium, Chile, United States), 18-59
579 years old (Brazil, Canada, Estonia, Georgia, Guatemala, Iceland, Slovakia, Slovenia, Sweden,
580 Netherlands), 20-59 (Australia, Finland, Israel, Italy, Spain), or 20-64 (Denmark, New

Zealand, Uruguay); and senior refers to people aged over 60 or 65 years old. Some countries only reported data for 0-17 or 0-19 year olds (Austria, Australia, Finland, Georgia, Israel, Slovenia, Slovakia, New Zealand, Uruguay), which is designated as the adolescent group. Adult data in China were unavailable.

Figure 5. Correlations with vaccine coverage.

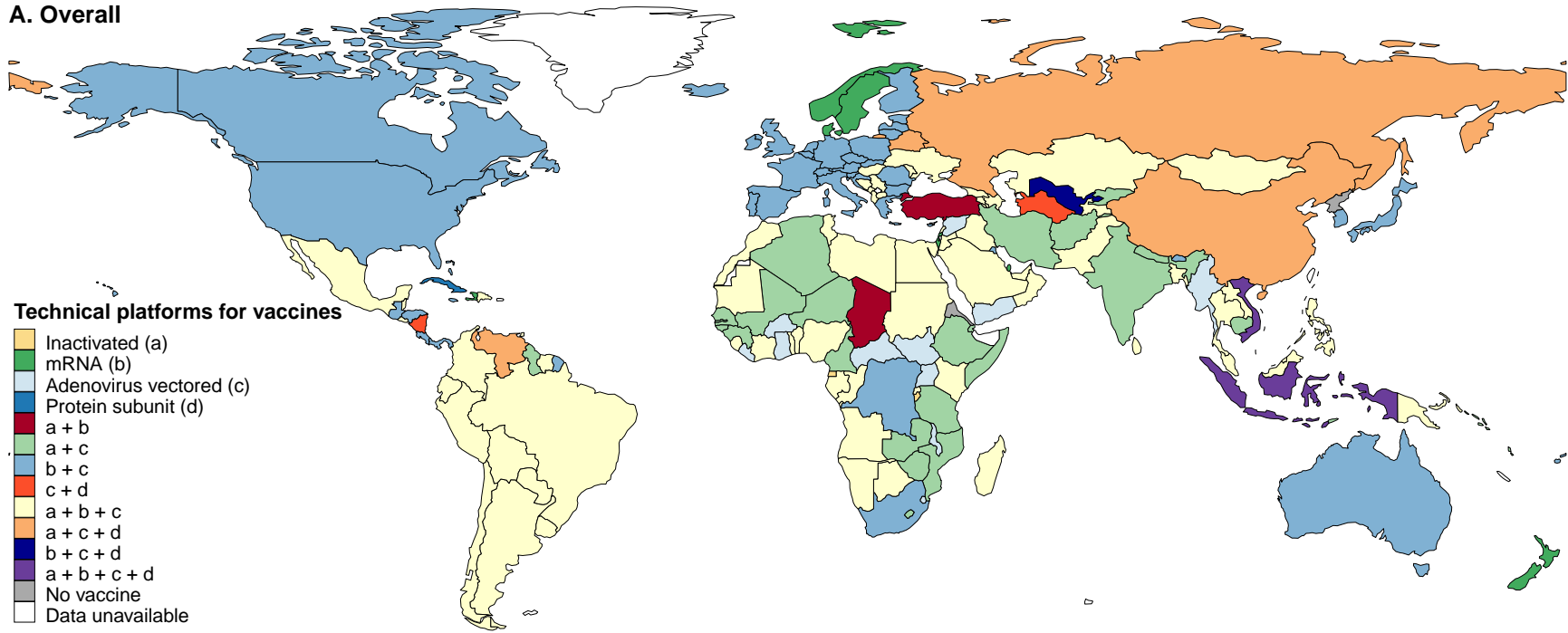

Correlation of cumulative doses administered per 100 people among total populations or target populations with healthcare access and quality (HAQ) index (A-B), socio-demographic index (SDI) (C-D), GDP per capita (units: dollars) after adjusting for purchasing power parity (E-F). Solid line shows the nonlinear least squares' fit.

Figure 6. Current demand of vaccine dose per individual in the target population.

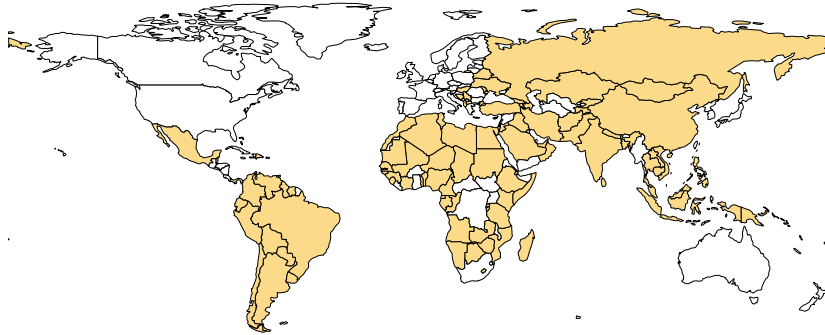
(A) Demand of vaccine doses for primary immunization per individual in the target population. (B) Demand of vaccine dose for additional/booster immunization per individual in the target population. Target population is defined as those eligible for primary or additional/booster vaccination recommended by each country's immunization policy.

A. Overall

Technical platforms for vaccines



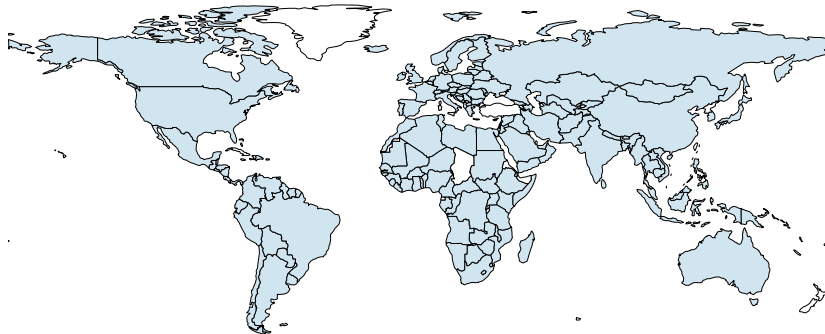
B. Inactivated vaccine



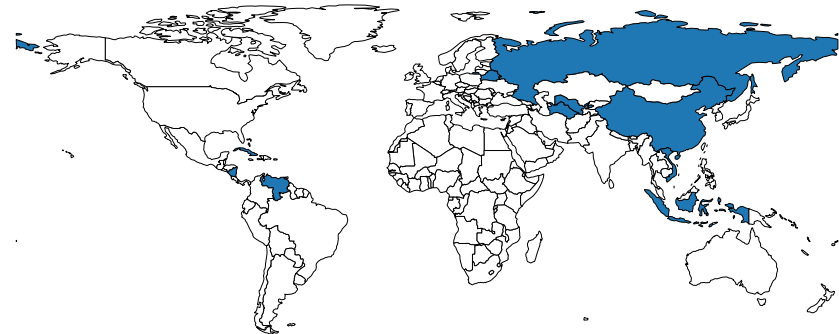
C. mRNA vaccine



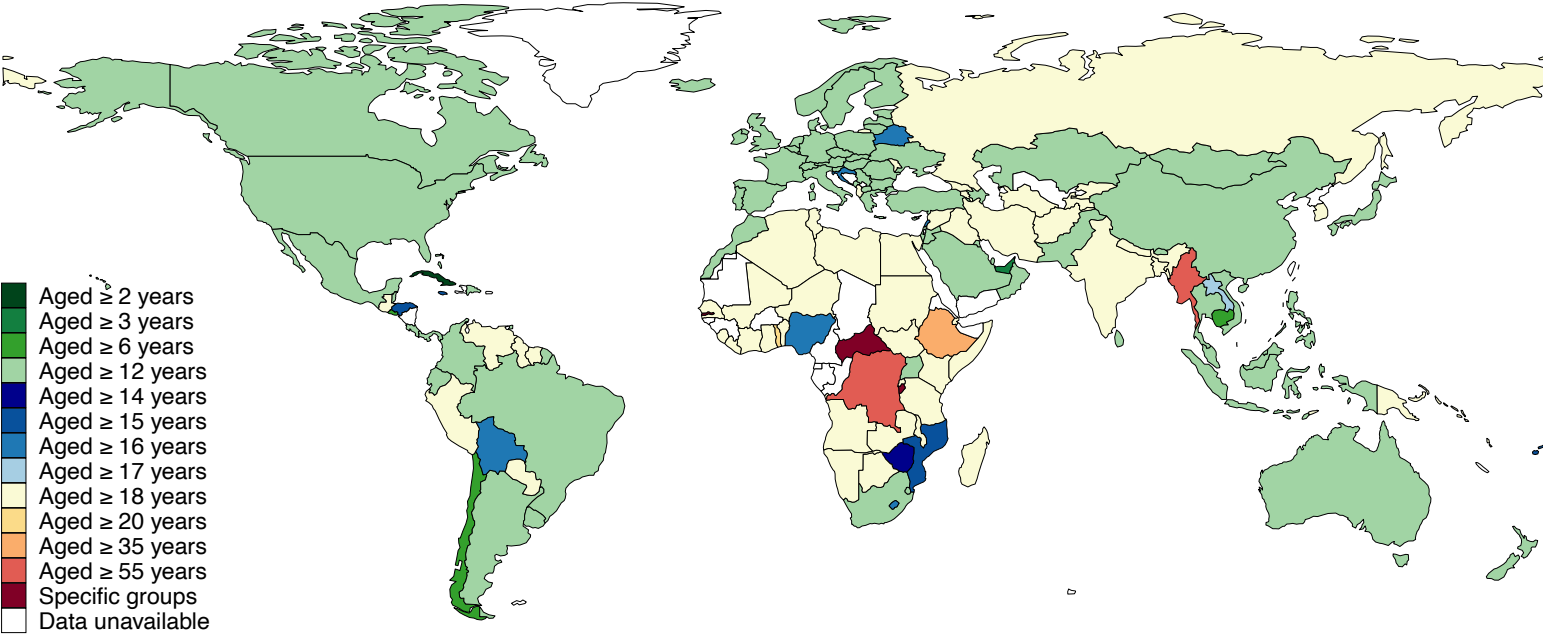
D. Adenovirus vectored vaccine



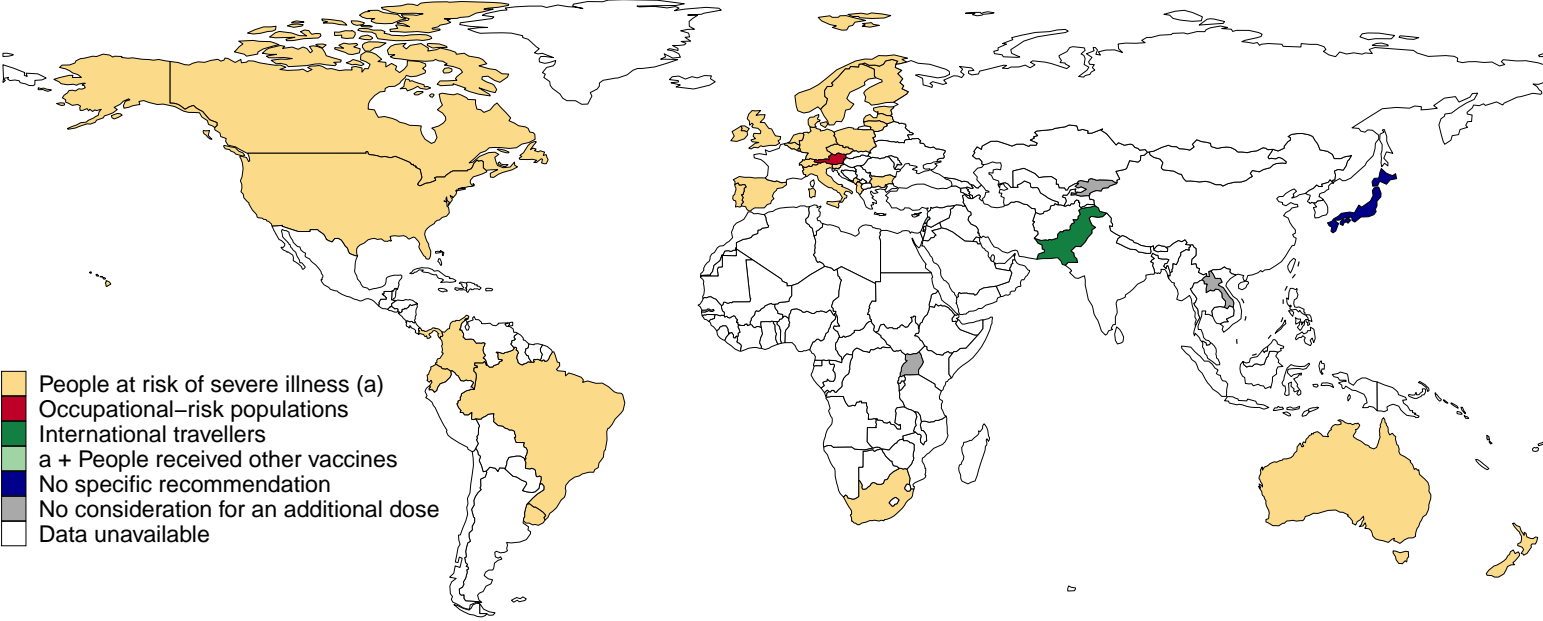
E. Protein subunit vaccine



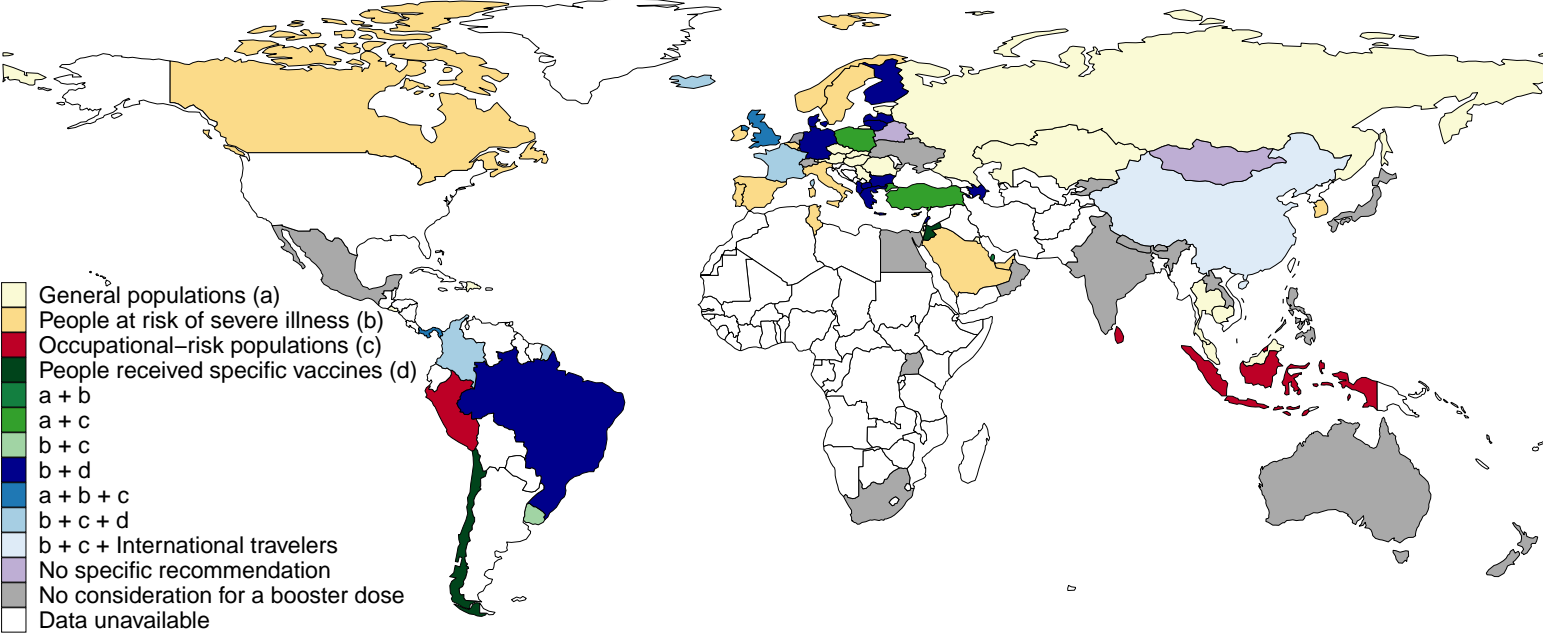
A. Target population for primary immunization



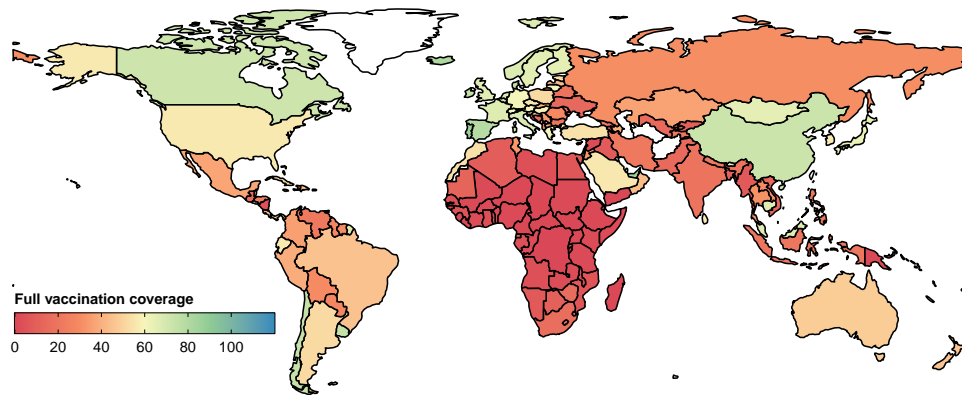
B. Target population for an additional dose



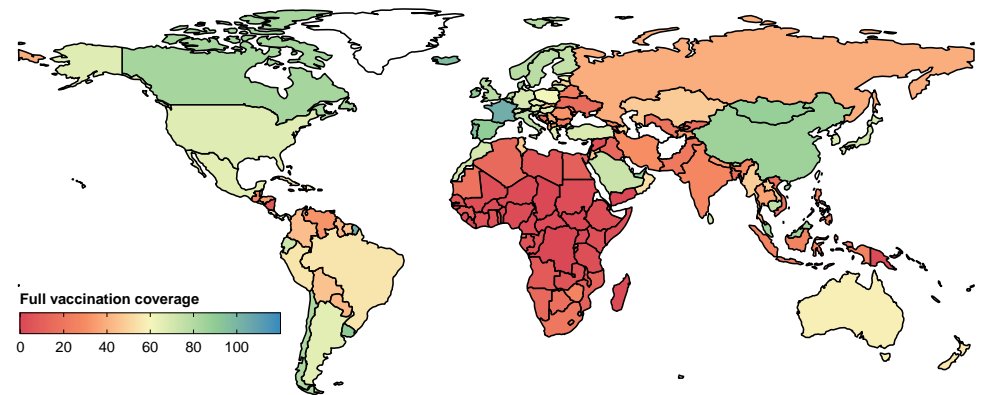
C. Target population for a booster dose



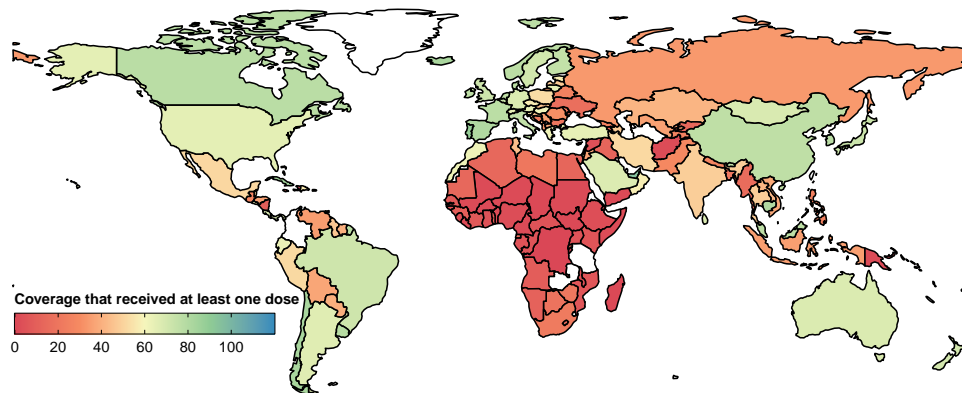
A. Coverage in total population



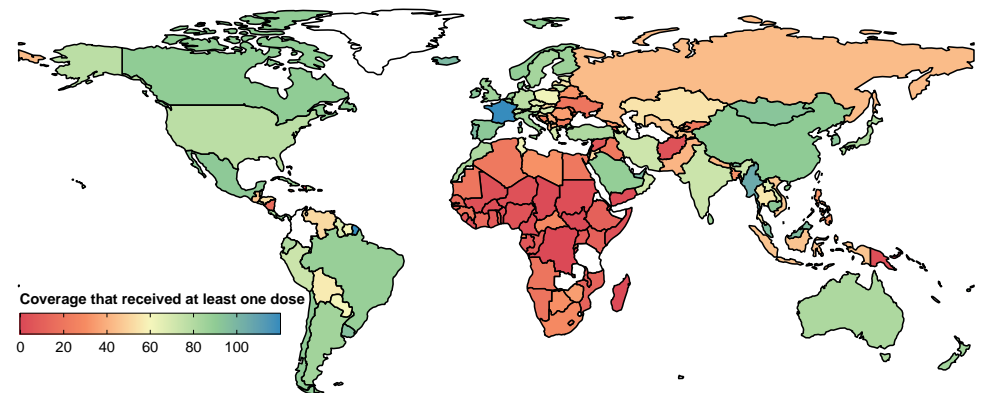
B. Coverage in target population



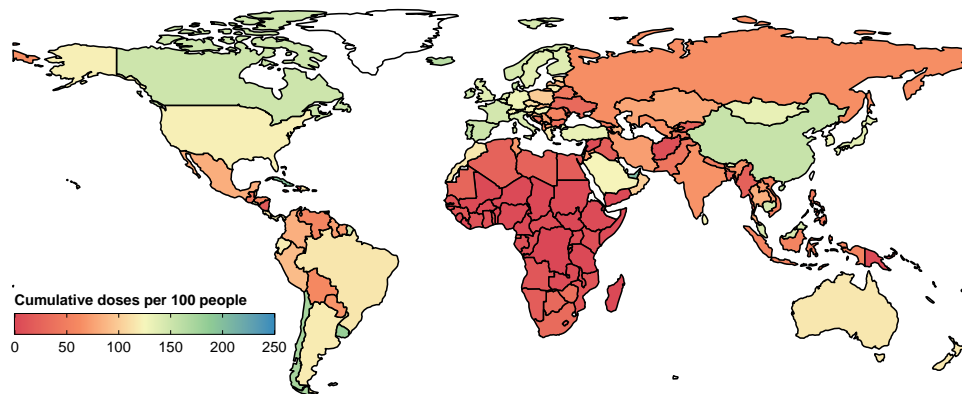
C. Coverage in total population



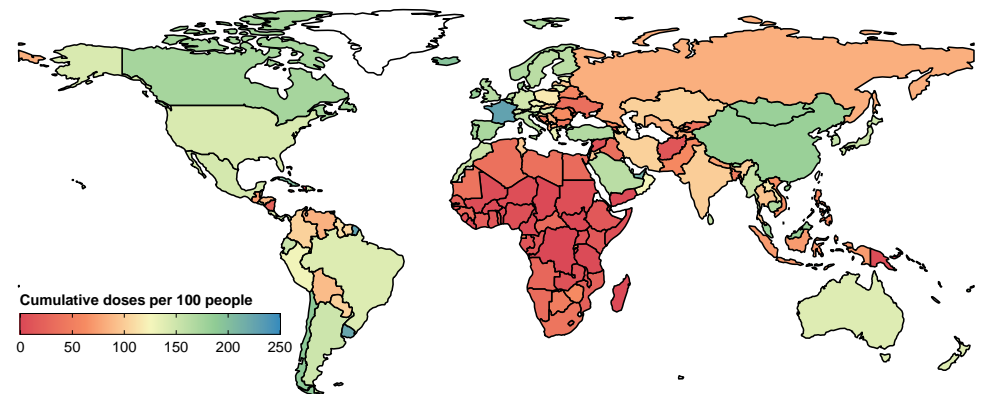
D. Coverage in target population

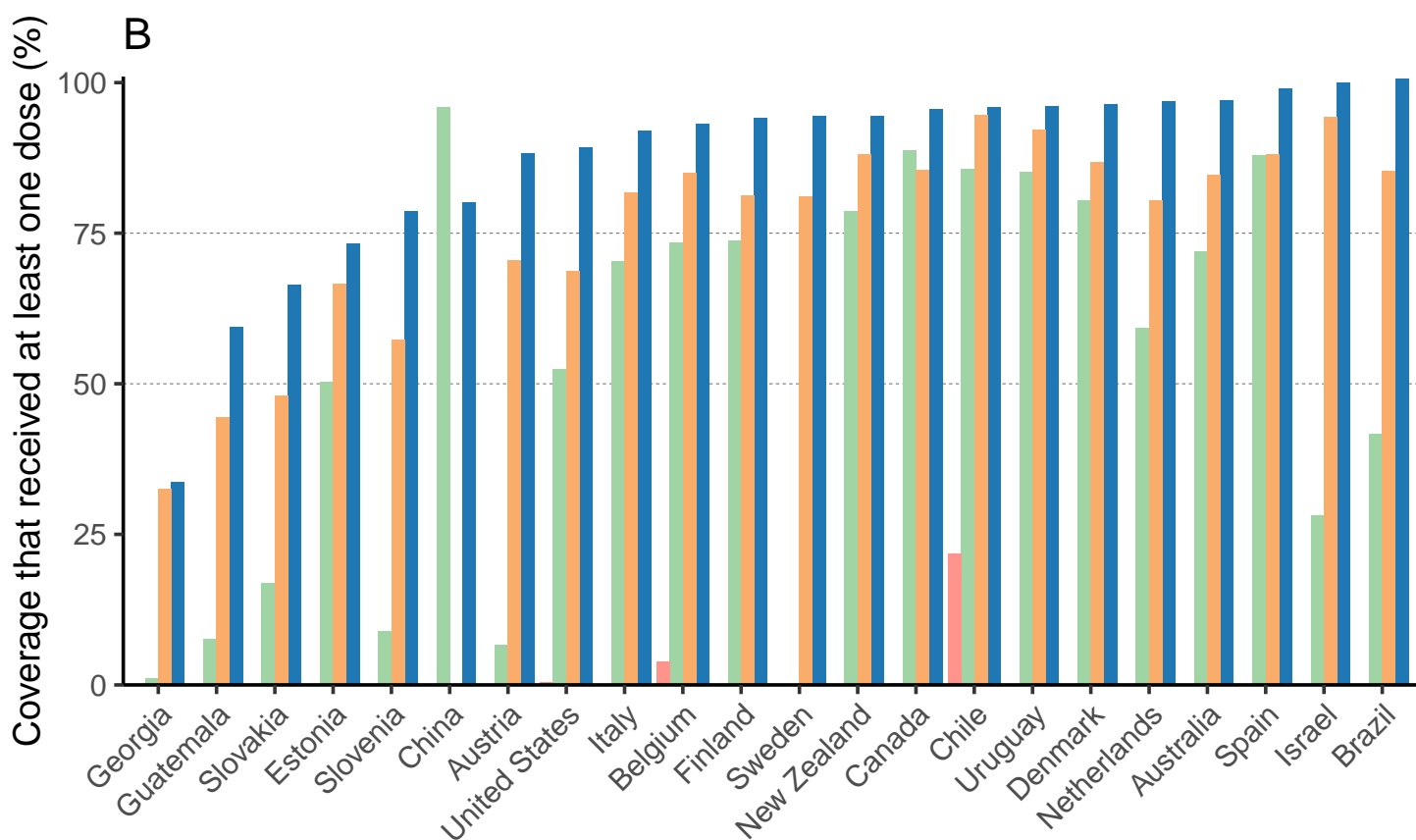
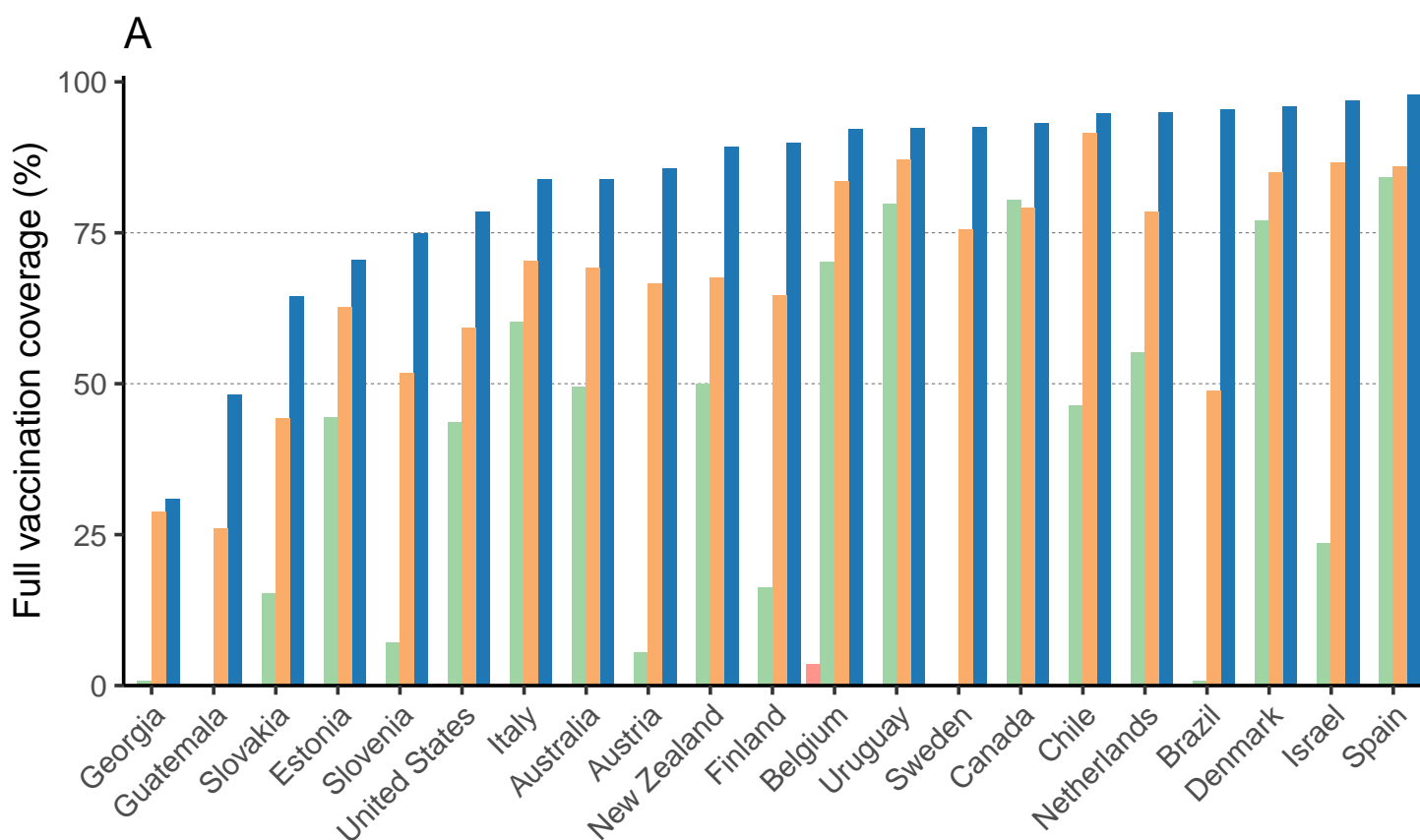


E. Coverage in total population

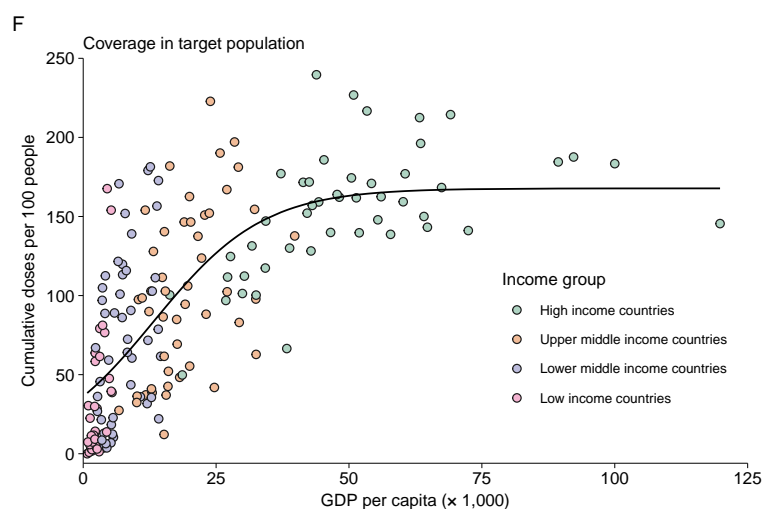
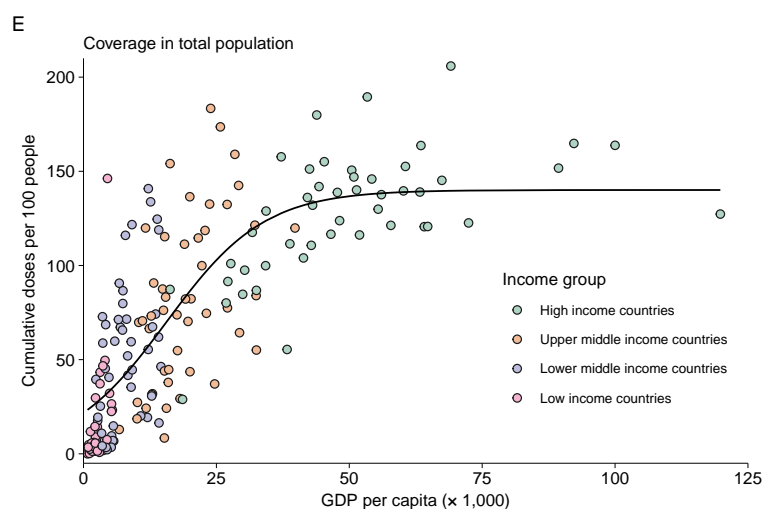
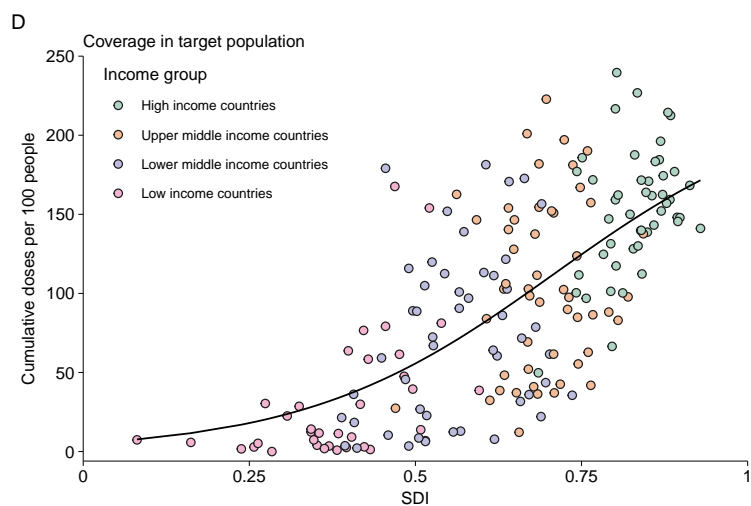
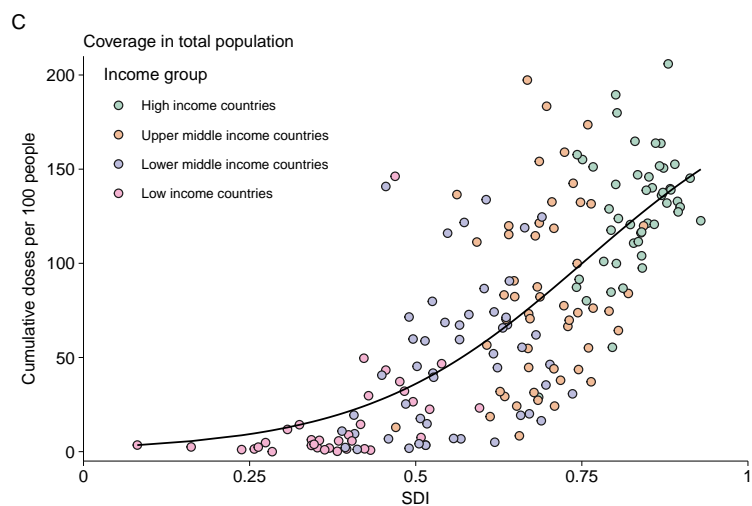
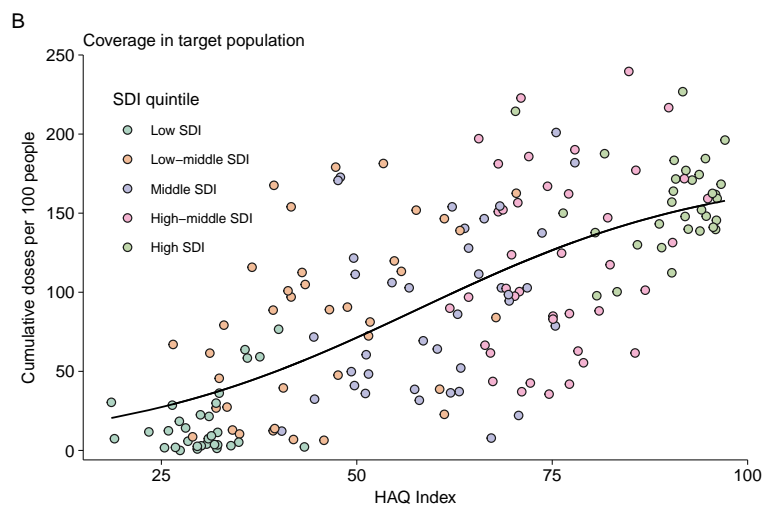
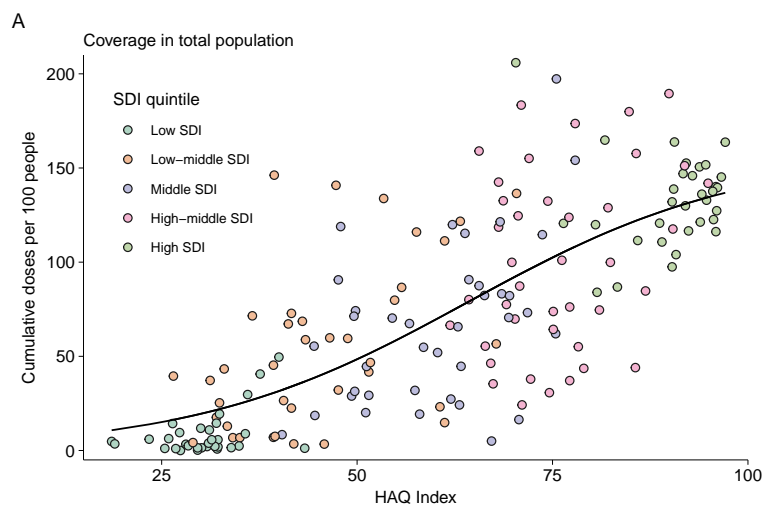


F. Coverage in target population

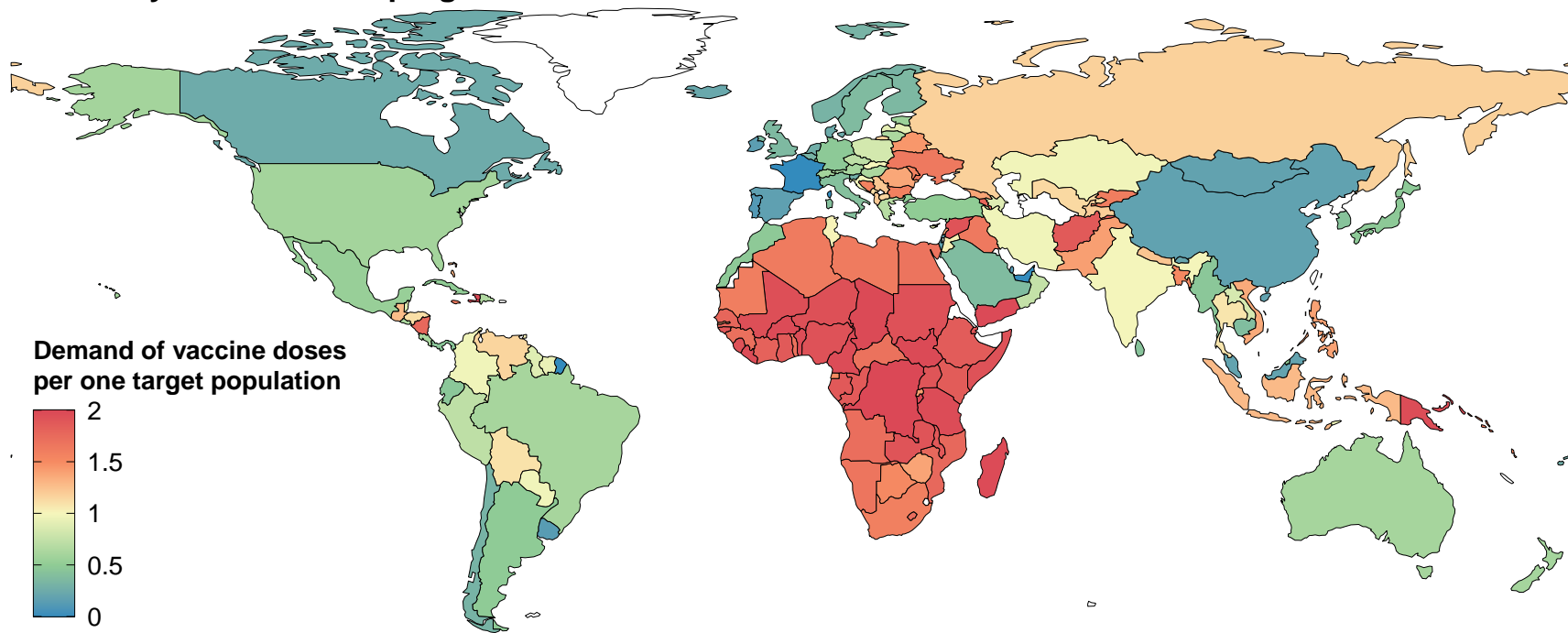




Age group Children Adolescents Adults Senior



A. Primary immunization program



B. Additional/booster immunization program

