

# Optimizing antibiotic use in Indonesia: a systematic review and synthesis of current evidence to inform opportunities for intervention

## Authors

Ralalicia Limato<sup>1,2</sup>, Gilbert Lazarus<sup>1,3</sup>, Puck Dernison<sup>1,4</sup>, Manzilina Mudia<sup>1</sup>, Monik Alamanda<sup>1</sup>, Erni J. Nelwan<sup>3,5</sup>, Robert Sinto<sup>3,5</sup>, Anis Karuniawati<sup>3,6</sup>, H. Rogier van Doorn<sup>2,7</sup>, Raph L. Hamers<sup>1,2\*</sup>

## Affiliations

1. Eijkman-Oxford Clinical Research Unit, Jakarta, Indonesia
2. Centre for Tropical Medicine and Global Health, Nuffield Department of Medicine, University of Oxford, Oxford, UK
3. Faculty of Medicine, Universitas Indonesia, Jakarta, Indonesia
4. Faculty of Health Sciences, Radboud University Medical Centre, Nijmegen, The Netherlands
5. Department of Internal Medicine, Division of Infectious Diseases, Cipto Mangunkusumo National General Hospital, Jakarta, Indonesia
6. Cipto Mangunkusumo National General Hospital, Jakarta, Indonesia
7. Oxford University Clinical Research Unit, Hanoi, Vietnam

## \* Corresponding author

Raph L. Hamers MD PhD

Email : [raph.hamers@ndm.ox.ac.uk](mailto:raph.hamers@ndm.ox.ac.uk)

Phone : +62 21 31900971

**Word count** 4650; **References** 158; **Inserts:** Figures 4; Tables 2; **Supplementary file:** Figures 15; Tables 8

**PROSPERO registration number:** CRD42019134641

## ABSTRACT

**Introduction** A major driver of antimicrobial resistance (AMR) and poor clinical outcomes is suboptimal antibiotic use, although data are lacking in low-resource settings. We reviewed studies on systemic antibiotic use (WHO ATC/DDD category J01) for human health in Indonesia, and synthesized available evidence to identify opportunities for intervention.

**Methods** We systematically searched five international and national databases for eligible peer-reviewed articles, in English and Indonesian, published between 1 January 2000 and 1 June 2021 including: 1) antibiotic consumption; 2) prescribing appropriateness; 3) antimicrobial stewardship (AMS); 4) perceptions among consumers and providers. Two independent reviewers included studies and extracted data. Study-level data were summarized using random-effects model meta-analysis for consumption and prescribing appropriateness, effect direction analysis for AMS interventions, and qualitative synthesis for perception surveys. (PROSPERO CRD42019134641)

**Results** Of 9323 search hits, we included 100 reports on antibiotic consumption (20), prescribing appropriateness (49), AMS (13), and/or perception (25) (8 categorized in >1 domain). The pooled estimate of overall antibiotic consumption was 110.1 DDD/100 patient-days (95%CI98.5-121.6), with ceftriaxone, ampicillin and levofloxacin being most consumed. Pooled estimates for overall appropriate prescribing (according to Gyssens method) were 33.5% (95%CI18.1-53.4%) in hospitals and 49.4% (95%CI23.7-75.4%) in primary care. Pooled estimates for appropriate prescribing (according to reference guidelines) were, in hospitals, 99.7% (95%CI97.4-100%) for indication, 84.9% (95%CI38.5-98.0%) for drug choice, and 6.1% (95%CI0.2-63.2%) for overall appropriateness, and, in primary care, 98.9% (95%CI60.9-100%) for indication, 82.6% (95%CI50.5%-95.7%) for drug choice and 10.5% (95%CI0.8-62.6%) for overall appropriateness. The few AMS intervention studies conducted to date suggested potential to reduce antibiotic consumption and improve prescribing appropriateness. Key themes identified in perception surveys were lack of antibiotic knowledge among consumers and non-prescription antibiotic self-medication.

**Conclusions** Context-specific strategies are urgently needed to improve rational antibiotic use in Indonesian hospitals and communities, with critical evidence gaps concerning private and informal health providers.

**Key words:** antibiotic use; antibiotic consumption; antibiotic stewardship; Indonesia; systematic review; meta-analysis

## KEY QUESTIONS

### What is already known?

- Indonesia is a potential AMR hotspot, where, based on pharmaceutical sales data, antibiotic consumption increased 2.5-fold between 2000 and 2015, mostly driven by broad-spectrum penicillins, fluoroquinolones and cephalosporins.
- Representative contemporary data on antibiotic use are lacking, although anecdotal data suggest antibiotic overuse in the healthcare system, widespread over-the-counter use in communities, and high rates of AMR mostly among common Gram-negative bacteria.
- A comprehensive review on antibiotic use in human health in Indonesia has not been conducted to date.

### What are the new findings?

- Available data spanning the past 20 years, suggested that only 34% and 49% of antibiotics were appropriately prescribed in hospital and primary care settings, respectively, although the quality of the evidence was low.
- Publications evaluating AMS interventions have been sparse to date, demonstrating the need to strengthen the local research base to develop context-specific and sustainable AMS models.
- Community surveys suggested important gaps in antibiotic knowledge, and that non-prescription antibiotic self-medication is common practice, although data to quantify this problem and its drivers are lacking.

### What do the new findings imply?

- Available evidence synthesised in this Review provides important insights in the magnitude and patterns of antibiotic use, and associated patient and health system factors, which helps define opportunities for optimising responsible antibiotic use.
- Critical evidence gaps exist on informal and formal private health care providers, geographic areas outside of Java Island, as well as effective AMS models that consider country-specific socio-cultural, economic and political circumstances.

- 87     • Optimization of antimicrobial use as a means to tackle AMR should be a priority of the national
- 88     agenda for universal health coverage.

## INTRODUCTION

The global rise in antimicrobial resistance (AMR) is considered one of the greatest public health threats worldwide, with a disproportionate impact in low- and middle-income countries (LMIC).<sup>1</sup> A recent global analysis estimated that AMR was directly responsible for 1.27 million deaths and played a part in 4.95 million deaths in 2019.<sup>1</sup> One of the major drivers of antimicrobial resistance (AMR) is antibiotic use, including their overuse and misuse, for human health.<sup>2,3</sup> In low-resource settings, lack of access to quality health care, vaccination, safe water and sanitation, leave many people vulnerable to infection and dependent on antibiotics for treatment, with their use largely unregulated. At the same time, access to life-saving drugs targeting the emerging resistant pathogens remains an issue in many settings. Globally, during the past decade concerted efforts have been made to develop strategies to preserve the effectiveness of existing antibiotic agents, although this has been partially set back because of the COVID-19 pandemic.<sup>4</sup>

Indonesia is a lower-middle-income country in Southeast Asia with the world's fourth largest population (274 million), and socio-economic conditions and health indicators vary widely across the archipelago. More than 55% of the population is concentrated on Java Island, which contributes around 59% to the national economy and has the best developed health infrastructure.<sup>5</sup> Based on pharmaceutical sales data between 2000 and 2015, Indonesia ranks among the greatest risers in antibiotic consumption (29<sup>th</sup> of 76 countries).<sup>3</sup> A range of complex factors, including variable access to quality health care, persistently high infectious disease burdens,<sup>6</sup> and weakly enforced antibiotic policies, render Indonesia particularly vulnerable to AMR.<sup>5-7</sup> The implementation of the National Action Plan for AMR, launched in 2017<sup>8,9</sup> has been hindered due to, among other factors, a limited evidence base of AMR epidemiology, antibiotic utilisation and rational prescribing practices.<sup>7</sup>

We systematically reviewed the scientific literature on antibiotic use for human health, in both hospital and primary care settings, in Indonesia spanning the past 20 years. This Review focused on four key domains: 1) antibiotic consumption; 2) appropriateness of antibiotic prescribing; 3)

118 AMS interventions; 4) knowledge, attitudes and perceptions among consumers and providers. This  
119 Review also reflects on current progress in the National Action Plan for AMR, and defines  
120 evidence gaps and context-specific priorities for action.

## METHODS

### Search strategy and selection criteria

This systematic review was reported according to the Preferred Reporting Items for Systematic Reviews and Meta-analyses (PRISMA) 2020 guidelines.<sup>10</sup> A detailed protocol has been prospectively registered in the PROSPERO database (CRD42019134641). Data for this systematic review were identified through the screening of five international (PubMed, EMBASE and Google Scholar) and national (Garuda [Garba Rujukan Digital] and Neliti) electronic bibliographic databases. Reference screening was used to identify additional relevant papers. The review was limited to antibacterials for systematic human use (J01 category in WHO ATC/DDD index). Only peer-reviewed original articles published in English or Indonesian between 1 January 2000 and 1 June 2021 were included. Search terms covered all domains of this Review and combined Indonesia, antibiotic, antimicrobial, consumption, prescription, dispensing and stewardship. Full search terms are listed in **Table S1**. We did not contact study authors.

We included original papers reporting on one or more of the following domains:

1. Antibiotic consumption: estimates of antibiotic utilization in adults expressed as defined daily dose (DDD) normalized to 100 patient-days (inpatients) or inhabitant-days (outpatients) (or with alternative units of measure that could be converted). DDD is defined as the assumed average maintenance drug dose per day for its main indication in adults as established by the WHO Collaborating Centre for Drug Statistics and Methodology. For this review, we extracted data on the top-15 antibiotics with the highest DDDs (defined as the top-3 antibiotics reported in at least two studies) and grouped them according to the WHO AwaRe (Access, Watch, and Reserve) classification.<sup>11</sup> We excluded paediatric studies because most studies incorrectly used DDD (not suitable for children) rather than days of therapy (DOT).
2. Appropriateness of antibiotic prescribing for treatment or prophylaxis: a) drug prescription audits using Gyssens method,<sup>12,13</sup> i.e., an expert panel (of at least two reviewers) retrospectively evaluates each antibiotic prescription (based on available clinical and microbiological data in the medical record and local guidelines) by sequentially categorizing six



indicators: (vi) insufficient data; (v) antibiotic is not indicated; (iv) alternative antibiotic is available that is (iv-a) more effective, (iv-b) less toxic, (iv-c) less costly, (iv-d) has narrower spectrum; (iii) inappropriate duration, (iii-a) either too long, (iii-b) or too short; incorrect (ii-a) dose, (ii-b) interval, (ii-c) route; (i) incorrect timing; and (0) appropriate use; b) studies that assessed antibiotic prescriptions according to named reference guideline(s), based on the following eight pre-defined indicators: no contra-indication or allergy label, indication, drug choice, dose, frequency, duration, route of administration, and overall rational use. We included in this category relevant indicators collected as part of point prevalence surveys (e.g., GLOBAL-PPS, WHO).

3. AMS interventions: intervention studies with a clearly described pre-post or (quasi-) experimental design and outcome measures.

4. Knowledge, attitudes and perceptions (KAP): questionnaire-based surveys on knowledge, attitude and/or practice of antibiotic use among consumers and/or providers.

We excluded non-human studies; studies exclusively describing other (non-J01) drugs; describing or comparing the effectiveness, cost, quality and/or molecular profiles of antibiotics; exclusively targeting particular diagnoses and its treatment; and studies of which the full text could not be accessed. Because the included studies were mostly neither randomised controlled studies nor comparative studies, traditional methods for assessment of risk of bias were not applicable. To ensure quality, we excluded studies that did not report an essential set of STROBE checklist core items,<sup>14</sup> or did not fulfil additional criteria (**Table S2**). All steps in this systematic literature search were conducted using Mendeley reference management software. Two reviewers (PD, MA) separately screened all titles and abstracts, and removed duplicates. Full-text articles were independently judged for relevance and quality by at least two reviewers (PD, MA, MM, RL). Any disagreements were resolved by a senior researcher (RLH).

## **Data analysis**

We extracted and tabulated data on study design, location, population, health care setting, year of study, study sample size, indicators, interventions, outcome measures and effects, and emerging

themes, as appropriate and relevant, based on the author-reported summary estimates (not individual patient-level data). Data were extracted by two reviewers (PD, MM) onto a predesigned form.

Where possible, data on antibiotic consumption and appropriateness of antibiotic prescribing were pooled using a random-effects model meta-analysis, due to the likeliness of unexplained heterogeneity.<sup>15</sup> Data on antibiotic consumption were pooled with meta-analyses of rates using the generic inverse variance method, with DDD/100 patient-days as the rate and sample sizes as the denominator. Data on the appropriateness of antibiotic prescribing, separate for Gyssens method and reference guidelines, were pooled with meta-analyses of proportions using the generalised linear mixed model (GLMM) with the logit transformation to retain studies with extreme proportions.<sup>16</sup> Heterogeneity was assessed using  $I^2$  statistic (low <25%, moderate 25-49%, substantial 50-74%, or high 75-100%) and chi-squared test ( $p < 0.10$ ). When two or more studies involved overlapping populations, data synthesis was prioritised to studies with larger sample sizes. Subgroup analyses were then performed by dichotomising the studies based on health care setting (primary care vs hospital [including secondary and tertiary levels]), study location (Java vs non-Java), year of study (before vs after 2016), AWaRe classification (access vs watch antibiotics) (for DDD only), and age groups (adults vs children) (for appropriateness only). To assess the robustness of the findings, we also performed a leave-one-out sensitivity analysis (for DDD and Gyssens), and by replicating the analysis using other transformations (i.e., Freeman-Tukey double arcsine, arcsine, inverse-variance logit, log transformations) and without transformation (for Gyssens only). All meta-analyses were performed in R version 4.1.0 using the additional *meta* (4.18-2), *metafor* (3.0-2), and *forestplot* packages (1.10.1). When appropriate ( $k \geq 10$ ), publication bias assessments were performed visually by using funnel plots and quantitatively by using Egger's tests with a significance level set at 10%. The funnel plots were generated by plotting the inverse square root of study sizes against the effect estimates due to the expected variability of study sizes and the fact that conventional funnel plots may be inaccurate in assessing potential publication bias in meta-analyses of proportions.<sup>17</sup>

Due to substantial clinical heterogeneity in studies evaluating AMS interventions, we synthesised the findings using a vote-counting method based on direction of effects, and subsequently summarised the results into an effect direction table. The interventions were classified as structural, enabling, persuasive, restrictive, or combined (bundled).<sup>18</sup> Perception surveys were qualitatively synthesised based on the main emerging themes, stratified by consumers and providers.

#### **Patient and public involvement statement**

The patients and public were not involved in the development of this study.

## RESULTS

### Study characteristics

The search strategy collectively gave 9 323 hits. After title and abstract screening and duplicate removal, 551 articles remained (**Figure 1**). After full-text screening and quality assessment, 100 reports (covering 97 studies) were included. Study characteristics are summarized in **Tables 1** and **S3**. Most studies had an observational design (86.0%, 86/100), were conducted in the public sector (58.4%, 59/101), in hospital settings (53.0%, 53/100), in Java (60.2%, 62/103), and during the most recent five years (62.0%, 62/100).

**Table 1.** Characteristics of included reports

Total reports	N	%
	100	
<b>Domains</b>	<b>107</b>	
Antibiotic consumption	20	18.7
Appropriateness of antibiotic prescribing	49	45.8
Gyssens method	18	16.8
Reference guidelines	31	29.0
Antibiotic stewardship	13	12.1
Knowledge, attitude and practice survey	25	23.4
<b>Study design</b>	<b>100</b>	
Observational	86	86.0
Pre-post design	13	13.0
Randomized control trial	1	1.0
<b>Study population</b>	<b>108</b>	
Patients	74	68.6
Inpatients	56	51.9
Outpatients	18	16.7
Community	20	18.5
Healthcare providers	14	12.9
<b>Study location</b>	<b>103</b>	
Java	62	60.2
Sumatra	16	15.5
Papua and Nusa Tenggara	8	7.8
Sulawesi	7	6.8
Kalimantan	6	5.8
Bali	2	1.9
National	2	1.9
<b>Year of study</b>	<b>100</b>	
2016-2021	62	62.0
2011-2015	29	29.0
2000-2010	9	9.0
<b>Healthcare level</b>	<b>100</b>	
Primary	24	24.0
Hospital*	53	53.0

Total reports	N	%
Not applicable (community)	17	17.0
No information provided	6	6.0
<b>Health care sector</b>	<b>101</b>	
Public	59	58.4
Private	19	18.8
Not applicable (community)	19	18.8
No information provided	4	4.0

Total N for some characteristics are greater than N=100 because some reports were included in more than category, i.e.

for domain (7 reports), population (8), location (3), and health care sector (1).

\* Hospital included secondary and tertiary levels.

## Antibiotic consumption

A total of 20 reports (5 193 626 patients) reported data on antibiotic consumption.<sup>19–38</sup> Most of the studies were conducted in hospital settings (16 reports, 76.2%), in Java (14 reports, 66.7%), and between 2016-2021 (17 reports, 81.0%; **Table S4**). The pooled estimate of overall antibiotic consumption was 110.1 DDD/100 patient-days (95% confidence interval [CI] 98.5-121.6;  $I^2=100\%$ ; **Figure S1**), with ceftriaxone being the most consumed antibiotic (60.2 DDD/100 patient-days [95%CI 34.2-86.1]), followed by ampicillin (28.0 DDD/100 patient-days [95%CI 0.00-82.8]) and levofloxacin (21.4 DDD/100 patient-days [95%CI 15.4-27.3]; **Figure 3**). Sensitivity analysis found that the pooled estimate was not dominated by a single report (**Figure S2**).

Subgroup analyses (**Figure 3**) showed higher antibiotic consumption in hospitals (134.1 DDD/100 patient-days [95%CI 88.7-179.6]) than primary care (37.8 DDD/100 patient-days [95%CI 25.9-49.8]), and in recent years (2016-2021: 123.8 DDD/100 patient-days [95%CI 100.2-147.3]) than previous years (2000-2015: 55.2 DDD/100 patient-days [95%CI 18.5-91.9]), but there were no significant differences between Java (114 DDD/100 patient-days [95%CI 70.7-158.0]) and outside of Java (100.0 [95%CI 68.7-131.3]). The asymmetrical funnel plot (Egger's  $p=0.047$ ; **Figure S3**) may indicate reporting bias or true heterogeneity in antibiotic consumption patterns between studies, hospitals and/or geographic areas.

## Appropriateness of antibiotic prescribing

A total of 49 reports reported data on the appropriateness of antibiotic prescribing, of which 18<sup>33,39–55</sup> (3167 prescriptions) used Gyssens method and 31 (7826 prescriptions)<sup>20,56–85</sup> used reference

guidelines. Most were conducted in hospitals (37 reports, 74.0%), in Java (33 reports, 66.0%), and in adults (29 reports, 58.0%) (**Table S5-S6**).

Based on the Gyssens method, the pooled estimate for the appropriateness of antibiotic prescribing was 35.3% (95%CI 20.7-53.4%;  $I^2=97.2\%$ ) (**Figure S4**). confidence analysis showed that the overall estimate was not dominated by a single study (**Figure S5**) and was similar between approximation methods (**Figure S6**). The symmetrical funnel plot (Egger's  $p=0.108$ ; **Figure S7**) indicated low risk of bias from small-study effects. Subgroup analyses showed higher appropriateness of antibiotic prescribing in adults (43.1% [95%CI 25.9-62.2%]) than in children (8.4% [95%CI 0.6-57.9%]), but there were no significant differences between primary care 49.4% [95% CI 23.7-75.4%]) vs hospitals (32.3% [95%CI 17.9-51.0%]), Java (31.4% [95%CI 18.8-47.6%]) vs outside of Java (38.1% [95%CI 6.2-85.0%]), and recent years (2016-2021: 39.1% [95%CI 19.4-63.0%]) vs previous years (2000-2015: 26.1% [95%CI 12.4-47.1%]) (**Figure 4A**).

Based on reference guidelines, most individual indicators of appropriateness scored excellent (>80%), except for duration (65.8% [95%CI 38.6-85.5%]) (**Figure 4B**) and overall rational antibiotic use (8.0% [95%CI 1.0-43.6%]). Between-study heterogeneity was substantial (75-100%) for all indicators, except for administration route ( $I^2=0\%$ ,  $p>0.999$ ) and no contraindication/allergy label ( $I^2=6.4\%$ ,  $p=0.382$ ). Possible small-study effects were found for indication and duration (Egger's test  $p=0.092$  and  $p=0.074$ , respectively). Subgroup analysis showed higher appropriateness of duration in hospitals (80.0% [95%CI 66.0-89.2%]) than primary care (34.5% [95%CI 4.3-86.1%]), and in adults (83.2% [95%CI 65.3-92.9%]) than children (17.9% [95%CI 1.2-79.4%]; **Figure S8**), and higher appropriateness of drug choice, dosing, and overall rational use outside of Java (95.2% [95%CI 73.9-99.3%], 90.0% [95%CI 71.1-97.1%], and 34.5% [95%CI 3.1-89.8%]) than in Java (70.0% [95%CI 23.2-94.7%], 67.2% [95%CI 32.3-89.8%], and 3.3% [95%CI 0.3-32.0%]; **Figure S9-S11**, respectively) –although the latter differences were not statistically significant. There were no significant differences for no contraindication/allergy label, indication, dosing frequency, or administration route (**Figure S12-15**).

## Antibiotic stewardship interventions

A total of 13 reports reported data on the effect of AMS interventions, of which 11 in hospitals,<sup>23,28,31,33,47,86–91</sup> 1 in primary care,<sup>92</sup> and 1 in community pharmacies<sup>93</sup> (**Table 2**). Twelve reports used a pre-post design, and one was a randomized controlled trial. Four reports evaluated a bundled intervention and 9 studies evaluated single interventions. Enabling interventions were most common (antibiotic prescribing guidelines or clinical pathway [8 reports], education and training [5] and pharmacist counselling [1]), followed by persuasive interventions (audit and performance feedback [3]), restrictive interventions (antibiotic restriction with pre-approval [1]) and structural interventions (free blood cultures [1], integrated drug management [1]). The most common reported outcome measures were changes in appropriateness of prescribing (10 reports), antibiotic consumption (8) and mortality (2), followed by prescribers' scores for knowledge of and attitude towards antibiotic use, blood culture sampling, hand hygiene compliance, clinical outcomes, length of hospital stay, and antibiotic compliance (1 each).

Studies that evaluated bundled interventions (4 reports) reported favourable effects on antibiotic consumption, prescribing appropriateness, guideline compliance, blood culture sampling, HAI rates, hand hygiene compliance, and mortality, although the authors of one study concluded that the multifaceted intervention had limited success, with a very important drawback being the absence of adequate microbiological diagnostics.<sup>31,88,89,92</sup>

Studies that evaluated the implementation of antibiotic prescribing guidelines or clinical pathway (7 reports) reported mixed effects on antibiotic consumption and favourable effects on prescribing appropriateness.<sup>23,31,47,86,88,90,91</sup> Studies that evaluated education and/or training interventions (5 reports) reported mixed effects on antibiotic consumption and prescribing appropriateness.<sup>31,87–89,92</sup>

The one study that evaluated antibiotic restriction with pre-approval found that consumption of restricted antibiotics decreased and of unrestricted narrow-spectrum antibiotics increased.<sup>28</sup> The one randomised study that evaluated the effect of a pharmacist counselling session of outpatient

311 antibiotic users in community pharmacies found that self-reported antibiotic adherence was  
312 significantly higher in the intervention group compared to the control group.<sup>93</sup>



313 **Table 2.** Summary of reports on antimicrobial stewardship interventions

Author	Year of study	Location (city, province)	Health care setting	Study population	Study design	Intervention description	Outcome measures	Summary of study findings	Effect direction	Favourability of effect	Comments
Hadi (2008) <sup>31</sup>	2003-2004	Surabaya (East Java)	Tertiary hospital	Residents and specialists in the internal medicine department	Pre-post design	Combined: comprising guideline development, distribution of a guideline pocketbook, free-of-charge blood cultures, teaching sessions and refresher courses	Antibiotic consumption	Antibiotic consumption decreased from 99.8 to 73 (-26.9%) DDD/100 patient-days.	▼	(+)	The multifaceted intervention had limited success, with a very important drawback being the absence of adequate microbiological diagnostics.
							Appropriate antibiotic prescribing (Gyssens)	Appropriate antibiotic prescribing improved insignificantly from 16% to 25% overall (+9%, 95%CI -6% to 24%). Prescribing without indication insignificantly decreased from 53% to 40% (-13%, 95%CI 4% to -32%).	▢	(+)	
							Guideline compliance	Guideline compliance did not change overall (from 87% to 88%), except for a significant increase for sepsis (from 49% to 72%; +23% [95%CI 4-41%]) and dengue fever (from 58% to 88%; +30% [95%CI 12-48%]).	◁ ▷	(+/-)	
							Blood culture sample taken	Taking blood cultures increased from 3% to 81%. However, only 3% of the blood cultures post-intervention were taken before starting antibiotic treatment.	▲	(+/-)	
							Mortality within 6 days of admission	Mortality in pre-post-period were similar (from 6.6% to 6.2%).	◁ ▷	(+/-)	
Mumi (2014) <sup>89</sup>	2011-2013	Yogyakarta (Daerah Istimewa Yogyakarta)	Tertiary hospital	All doctors, nurses, and allied workers in the paediatric wards and PICU	Pre-post design	Combined: comprising educational seminars, audit and performance feedback	Primary: Proportion of patients with an HAI	Proportion of patients with HAI decreased from 22.6% (277/1227 patients) to 8.6% (123/1419 patients) (RR 0.38 [95% CI 0.31 to 0.46]).	▼	(+)	Multifaceted intervention reduced HAI rates, improved rational use of antibiotics, increased hand hygiene compliance, and reduced mortality in children
							Secondary: inappropriate antibiotic use (reference guideline), hand hygiene compliance and mortality rates	Inappropriate antibiotic use decreased from 43% to 20.6% (RR 0.46 [95%CI 0.40 to 0.55]).	▼	(+)	
								Hand hygiene compliance improved from 18.9% (319/1690) to 62.9% (1125/1789) (RR 3.33 [95%CI 2.99 to 3.70]).	▲	(+)	
								In-hospital mortality decreased from 10.4% (127/1227) to 8% (114/1419) (RR 0.78 [95%CI 0.61 to 0.97]).	▼	(+)	
Hapsari (2006) <sup>88</sup>	2003-2004	Semarang (Central Java)	Tertiary hospital	Doctors in the paediatric ward	Pre-post design	Combined: comprising development of antibiotic prescribing guideline, prescriber training, and two rounds of feedback during a 6 months' period	Antibiotic consumption	Antibiotic consumption decreased from 0.48 to 0.38 DDD/100 patient-days ( <i>p</i> =0.01).	▼	(+)	
							Appropriate antibiotic prescribing (Gyssens)	Appropriate antibiotic prescribing improved from 37% to 70.4% ( <i>p</i> <0.01). Prescribing without indication did not change (from 43% to 42.7%).	▲	(+)	
Dwiprahasto (2004) <sup>92</sup>	1997-1998	West Kalimantan, West Sumatra, West Nusa Tenggara, East Java	Primary care	Doctors, nurses, and paramedics at 118 PHCs and provincial health office staff in 18 districts' warehouses	Pre-post design with control group	Combined: (1) Interactive problem-based pharmacotherapy training; (2) integrated drug management and use for provincial health office staff; followed by (3) self-monitoring of drug use at PHCs post-intervention, and monthly reporting to health office.	Proportion of patients with ARI who received an antibiotic	Significant decrease from 92.7-93.4% of patients to 64.6-72.4% after 6 months ( <i>p</i> <0.05) and 35.4-37.4% after 12 months ( <i>p</i> <0.01) post-intervention, compared to no decline in the control group (89.9-92.2%)	▼	(+)	
							The use of injection medication (analgesic or antibiotic combined with antihistamine) for myalgia	Significant decrease from 82.4-89.2% of patients to 76.2-72.5% after 6 months ( <i>p</i> <0.05) and 32.8-41.2% after 12 months ( <i>p</i> <0.01) post-intervention, compared to no significant decline in the control group (86.2-87.2%)	▼	(+)	

Author	Year of study	Location (city, province)	Health care setting	Study population	Study design	Intervention description	Outcome measures	Summary of study findings	Effect direction	Favourability of effect	Comments
King (2015) <sup>90</sup>	2015	Semarang (Central Java)	Tertiary hospital	Prescribers In the digestive surgery ward	Pre-post design	Enabling: Implementation of a revised antibiotic prescribing guideline	Proportion of patients who received an antibiotic	Proportion of patients who received an antibiotic insignificantly decreased from 50% to 40.7% for therapeutic use, and from 32.5% to 29.6% for surgical prophylaxis (overall p-value = 0.410).	◁ ▷	(+/-)	
							Antibiotic consumption	Antibiotic consumption increased from 35.4 to 51.1 DDD/100 patient-days, mostly ceftriaxone and ciprofloxacin	▢	(-)	
Rosdiana (2017) <sup>47</sup>	2016	Pekanbaru (Riau)	Secondary hospital	Doctors in internal medicine ward	Pre-post design	Enabling: Development and implementation of antibiotic prescribing guideline	Appropriate antibiotic prescribing (Gyssens)	Appropriate antibiotic prescribing increased from 33.7% to 48.8% (p=0.020)	▲	(+)	
								Prescribing without indication decreased from 27.2% to 16.3% (p=0.038).	▼	(+)	
Narulita (2020) <sup>23</sup>	2018-2019	Pamekasan (East Java)	Secondary hospital	Prescribers in surgery wards	Pre-post design	Enabling: Implementation of an antibiotic prescribing guideline	Antibiotic consumption	Antibiotic consumption decreased from 197.3 to 102.4 DDD/100 patient-days (p=0.065)	▽	(+)	
Lizikri (2020) <sup>91</sup>	2017-2018	No city mentioned (West Java)	Secondary hospital	Pediatricians at pediatric wards	Pre-post design	Enabling: Development and implementation of a pneumonia clinical pathway, with a patient management algorithm	Length of hospital stay (days)	Proportion of patients discharged <3 days decreased from 51.7% to 31.1% (p=0.065)	▽	(-)	The intervention could not achieve the targeted goals to reduce the length of hospitalization and improve antibiotic prescribing. Consumption almost doubled.
							Clinical outcomes (recovered, ICU/referred)	No discernible change in clinical outcomes as nearly all study patients had good clinical outcomes (p=1.00)	◁ ▷	(+/-)	
							Appropriate antibiotic prescribing (Gyssens)	Appropriate antibiotic use did not change from 3.3% to 3.3% (p=1.00)	◁ ▷	(+/-)	
							Antibiotic consumption	Antibiotic consumption increased from 222.4 to 408.4 DDD/100 patient-days (p=0.408)	▢	(-)	
Widowati (2018) <sup>93</sup>	2018	Denpasar (Bali)	Community pharmacy	Pharmacy clients purchasing antibiotics	Randomized controlled trial	Enabling: Intervention group: counseling by a pharmacist; Control group: drug information according to the pharmacy service standard.	Antibiotic compliance was measured using the Morisky Medication Adherence Scale-8 questionnaire within 3-5 days after purchasing the medication	The proportion of compliance in the intervention group was 65.3% and the control group was 18.4% (proportion ratio 3.56, 95% CI: 1.90- 6.64).	▲	(+)	
Karuniawati (2021) <sup>86</sup>	2016-2018	Surakarta (Central Java)	Secondary hospital	Hospital-wide prescribers	Pre-post design	Enabling: Implementation of a hospital antimicrobial stewardship programme for pneumonia inpatients	Antibiotic consumption	Antibiotic consumption decreased from 90.8 to 61.4 DDD/100 patient-days	▼	(+)	Shift from predominantly "red" antibiotics (mostly ceftriaxone) to "green" antibiotics (mostly ampicillin sulbactam)
							Appropriate antibiotic prescribing (Gyssens)	Appropriate antibiotic prescribing improved from 31.3% to 62.5%	▲	(+)	
								Prescribing without indication did not change (from 0% to 0%)	◁ ▷	(+/-)	
							Length of hospital stay (days)	Length of stay did not change significantly from 9.9 days to 10.0 days	◁ ▷	(+/-)	
Farida (2008) <sup>87</sup>	2003-2004	Semarang (Central Java)	Tertiary hospital	Doctors in the pediatric ward	Pre-post design	Enabling: Prescriber training on appropriate antibiotic use (two-day training seminar) with feedback after one month	Prescribers' scores for knowledge of and attitude towards antibiotic use	Scores for knowledge of and attitude significantly increased from 59 to 77.5, and from 56 to 59, respectively.	▲	(+)	
							Appropriate antibiotic prescribing (Gyssens)	Appropriate antibiotic prescribing improved significantly from 36.3% to 58.2% (p<0.01) overall, except for pneumonia (decreased) and typhoid fever (no change). Prescribing without indication significantly decreased from 42.7% to 23.3% (p<0.05).	▲	(+)	
Kartika (2019) <sup>33</sup>	2018	Semarang (Central Java)	Secondary hospital	Doctors, nurses, and pharmacists in internal medicine wards	Pre-post design	Enabling: Antimicrobial resistance & stewardship training	Antibiotic consumption	Antibiotic consumption decreased insignificantly from 103.7 to 99.6 DDD/100 patient-days (p=0.092)	▽	(+)	

Author	Year of study	Location (city, province)	Health care setting	Study population	Study design	Intervention description	Outcome measures	Summary of study findings	Effect direction	Favourability of effect	Comments
Susanto (2019) <sup>28</sup>	2017-2018	Pekanbaru (Riau)	Secondary hospital	Hospital-wide prescribers	Pre-post design	Restrictive: Implementation of a hospital-wide antibiotic restriction programme. Pre-approval was required from the antibiotic stewardship team for third-line antibiotics	Antibiotic consumption for restricted and unrestricted antibiotics	Consumption decreased of restricted antibiotics meropenem (from 3.39 to 2.71; $p=0.04$ ); doripenem (from 0.42 to 0.08; $p=0.003$ ); imipenem (from 0.29 to 0.04; $p=0.02$ ); cefepime (from 1.53 to 0.28; $p=0.001$ ), whereas consumption of amikacin, tigecycline, vancomycin remained unchanged.	▼	(+)	
								Consumption decreased of the unrestricted antibiotics ceftriaxone (from 14.8 to 9.4; $p=0.03$ ) and levofloxacin (from 13.6 to 9.0; $p=0.02$ ). Consumption increased of the narrow-spectrum antibiotics ampicillin/sulbactam (from 1.82 to 3.66; $p=0.003$ ) and cefazoline (from 1.38 to 4.38; $p=0.001$ )	◁ ▷	(+/-)	

314 The table summarizes 13 reports in the domain antimicrobial stewardship interventions. Findings are synthesized based on direction and favourability of effects. Antibiotic  
315 consumption is expressed as DDD/100 patient-days.  
316 Abbreviations: ARI, acute respiratory infection; CI, confidence interval; DDD, defined daily dose; HAI, hospital-associated infection; ICU, intensive care unit; PHCs, primary health care  
317 centres; PICU, paediatric intensive care unit; RR, relative risk  
318

# **Knowledge, attitudes, and perceptions on antibiotic use among consumers and providers**

A total of 25 reports reported data on KAP, of which 22 among communities<sup>94-115</sup> and 3 among healthcare providers<sup>116-118</sup> (**Table S7-S8**). Interpretation was challenged by the considerable between-study clinical (e.g., study populations) and methodological (e.g., survey questionnaires) heterogeneity.

First, there was a substantial lack of AMR awareness (10 reports) and knowledge about antibiotics (16) among community respondents, with wide variations between communities: overall, 23-26% did not know that antibiotic treated bacterial infections and 58-74% stated that antibiotics can cure viral infections.<sup>96,105,110,115</sup> Antibiotic knowledge was found to be associated with higher education and higher income (2 reports).<sup>105,111</sup>

Second, antibiotic self-medication without prescription was reportedly common community respondents, ranging from 20-100% across studies (9 reports). Respondents reported they purchased antibiotics for self-medication at the pharmacy (46-90%),<sup>94-96,99,104,106,109,112</sup> at the kiosk (20-44%),<sup>96,104</sup> or received them from family and friends (9-12%).<sup>95,109</sup> 20-100% of community respondents reported that they had ever self-medicated with an antibiotic (11),<sup>94-96,99,102,104,106,109,112-114</sup> and 87-100% had ever purchased an antibiotic without a prescription (3).<sup>104,109,112</sup> Higher education and higher income was correlated with better antibiotic use knowledge.<sup>111</sup> One study found that people without health insurance were more likely to self-medicate than those with health insurance,<sup>111</sup> whereas another study reported the opposite.<sup>104</sup> The main reasons for self-medication included positive previous experience (54-82%),<sup>102,104,109,112</sup> self-medication being practical (61-83%),<sup>94</sup> easy access from the pharmacy (71%),<sup>102</sup> and doctor visit being expensive (44-72%)<sup>102,109</sup> or unpractical (56%).<sup>96</sup> The main advisors to self-medicate included health care providers (51-83%),<sup>100,103,104,109</sup> family, relatives or friends (21-45%),<sup>96,102,112</sup> internet (71%),<sup>115</sup> or reliance on their own knowledge (71%).<sup>96</sup> Antibiotic adherence levels were not associated with education level or employment status (2 studies).<sup>98,101</sup>

347 Third, antibiotic dispensing without prescription was the most important theme reported among  
 348 health care providers, with conflicting findings. A survey among 250 community pharmacists in  
 349 Yogyakarta (Java), 68% reported that they would dispense antibiotics without prescription,<sup>116</sup>  
 350 whereas a survey among 110 health providers in community health centres in Padang (Sumatera)  
 351 found that 98.8% did not prescribe antibiotics without a prescription, despite patient request.<sup>117</sup>

## DISCUSSION

This is the first comprehensive, systematic assessment of human antibiotic use in Indonesia, including 100 peer-reviewed reports spanning the past 20 years, covering the key domains of antibiotic consumption, prescribing appropriateness, AMS interventions, and perceptions among consumers and providers. The rising number of scientific reports published in the most recent years in Indonesia reflects the increasing momentum of AMR on the national health agenda. The evidence collected in this Review comes from a range of health care and community settings, including hospitals, primary care, pharmacies and communities, and includes a range of interventions targeting different types of health providers and consumers. Nonetheless, the evidence base is uneven with hospital and urban contexts over-represented, and informal and formal private health providers, who play a major role in antibiotic distribution, particularly underrepresented.

The data included in this Review highlighted several critical evidence gaps. First, there were important limitations in data heterogeneity and study methodology, and publications were predominantly from Java Island, which limited our ability to draw firm conclusions on the contemporary nationwide antibiotic use situation in Indonesia. This is especially relevant given the substantial within-country variations in access to quality health care.<sup>5</sup> Representative, high-quality data will be essential for benchmarking between provinces, districts, and healthcare facilities, and internationally. Second, there is a lack of knowledge of health system drivers of community antibiotic use, including the effects of the national health insurance rolled-out since 2014, enforcement of antibiotic regulations in informal and private health sectors, as well as how to achieve effective community antibiotic stewardship. Antimicrobials are presently widely available without a prescription, despite existing restrictive policies.<sup>119</sup> Third, the COVID-19 pandemic has suggested a widespread failure of AMS globally with the potential to worsen the AMR crisis.<sup>4,120</sup> Data of its impact in the Indonesian context are urgently needed.

### Antibiotic consumption

Across the included studies, ceftriaxone, levofloxacin (both Watch) and ampicillin (Access) were found to be the most consumed antibiotics among adults, and consumption (expressed as DDD) was higher in hospitals than in primary care, and in recent years (2016-2021) than previous years (2000-2015), but there were no significant differences between geographic settings. According to national pharmaceutical sales data, antibiotic consumption increased 2.5-fold between 2000 and 2015, largely driven by the major classes broad-spectrum penicillins (2.6-fold), fluoroquinolones (7.1-fold), and cephalosporins (5.1-fold).<sup>121</sup> In 2015, the antibiotic consumption rate per capita in Indonesia (3022 DDDs per 1000 inhabitants per year) fell in the same range as, for instance, China (3060) and Philippines (2600), but was still lower than, for instance, Vietnam (11 480), Thailand (6682) and Malaysia (4388).<sup>121</sup> About 69% of antibiotic consumption in Indonesia were Access antibiotics, 30% Watch, and <1% Reserve –this is still above the WHO target of 60% Access antibiotics in total consumption.<sup>3</sup>

These trends reflect both better access to antibiotics for those who need them, as well as increases in inappropriate antibiotic use. The findings are consistent with the widespread use of broad-spectrum antibiotics, predominantly third-generation cephalosporins and fluoroquinolones, as reported in other Asian countries<sup>122–126</sup> and globally,<sup>127,128</sup> and with the disproportionate increase in Watch antibiotic consumption observed in LMIC (165% compared with 27.9% in high-income countries between 2000-2015).<sup>129</sup> Although antibiotic consumption per capita in Indonesia and many other LMIC is currently still lower than in most high-income countries in Europe and North America, rapid increases are leading to converging consumption rates, especially regarding last-resort compounds.<sup>3</sup> Barring policy changes, antibiotic consumption is projected to increase worldwide by 200% between 2015 and 2030.<sup>3</sup> The above concerning developments highlight significant challenges for AMS, underscoring the urgent need for regulation of antibiotic use in Indonesia, and other LMIC.

### **Appropriateness of prescribing**

In Indonesia, appropriateness of antibiotic prescribing was found to be poor overall (35.3%), 49.4% in primary care versus 33.5% in hospitals, 45.9% in adults versus 8.4% in children. We did

not identify clear trends over time (prior vs after 2016) or space (Java vs outside of Java). This was despite nationwide implementation of hospital AMS programmes during the past five years.<sup>7</sup> Studies in primary healthcare settings in other countries have also reported considerable rates of inappropriate antibiotic use, for instance, at 15% in Canada,<sup>130</sup> 55% in South Africa,<sup>131</sup> 61% in China,<sup>132</sup> 88% in Pakistan,<sup>133</sup> and 90% in Vietnam,<sup>134</sup> and, likewise, a systematic review of nine studies in LMIC reporting a wide range of between 8 to 100%.<sup>135</sup> In a global point prevalence survey, guideline compliance of antimicrobial drug choice in hospitals in Latin America, Africa and Asia, was estimated to be lower than 70% for each region.<sup>127</sup>

Inappropriate prescribing of antibiotics has been attributed to a range of complex factors, with variations across settings and countries, including physicians' nonadherence to antibiotic guidelines, lack of knowledge and training regarding antibiotics, lack of diagnostic facilities or, where available, lack of utilization and quality, uncertainty over the diagnosis or fear of clinical failure, pressure from pharmaceutical industry, financial benefits for physicians, and pressure from patients to prescribe antibiotics regardless of the indication, coupled with lack of time of physicians to educate patients.<sup>136,137</sup> Around 60% of total health care spending in Indonesia is in the private sector, where financial incentives may promote prescribing practices that deviate from guidelines. The scale and consequences of non-prescription and private sector antibiotic consumption in Indonesia are an urgent priority for further study and action. Additionally, the local implementation of global definitions and universally applicable quality indicators for antibiotic prescribing in inpatient and outpatient settings will be essential to identify targets for AMS interventions and measure their effectiveness.<sup>138,139</sup> Standardized point prevalence survey tools to assess antibiotic use in hospitals have proven to be useful for identifying targets for improvement and evaluating the effect of interventions.<sup>127,128</sup>

### **Antimicrobial stewardship**

According to WHO, AMS is considered one of three pillars of an integrated approach to health systems strengthening and reports from high-income settings have shown that AMS can optimise the use of antimicrobials, improve patient outcomes, reduce AMR and health-care-associated



infections, and save health-care costs amongst others.<sup>18,140</sup> A global systematic review and meta-analysis of 26 studies, reported that implementation of AMS programmes resulted in a reduction in overall antibiotic consumption of 19.1% (US 19.9, Europe 20.9%, Asia 16%), of restricted antibiotics by 26.6%, reduction in drug resistant infections, with no associated adverse outcomes in terms of mortality and infection rates.<sup>141</sup>

In Indonesia, AMS programmes are typically in an early stage of implementation,<sup>142,143</sup> with many hospitals lacking the basic infrastructure to adequately measure process, outcome and structural indicators, e.g., access to microbiology services, hospital antibiotic guidelines, AMS staff training and education, human resources (including infectious disease specialist or clinical microbiologist), and ICT support.<sup>144,145</sup> Whereas to date government policy has focused on assessing hospital antibiotic use as an AMS outcome indicator (using DDD and Gyssens method),<sup>145</sup> a recently launched national guideline incorporated additional outcome measures, such as cost-effectiveness, mortality, and AMR rates.<sup>146</sup>

The few AMS intervention studies conducted to date reported clear benefits from implementing bundled interventions combining antibiotic prescribing guidelines, trainings, review and feedback, restriction with pre-approval, among others. These findings demonstrate that AMS interventions are feasible in the local context and that there is considerable potential for reducing antibiotic consumption, particularly of restricted antibiotics, improving prescribing appropriateness, and reducing prescriptions without indication. However, the interventions evaluated to date were mostly single-centre and short-term (<1 year), and data are lacking about the sustained benefits of AMS programmes in the Indonesian context.

Previous evidence has shown that given the varying priorities and contextual issues in LMIC, such as health system processes, patient demands, varying cultures of care, availability of universal access to quality antimicrobials, laboratory infrastructure and surveillance systems, multipronged interventions combining different restrictive and enabling strategies are most likely to be effective.<sup>147,148</sup> Indeed, the available Indonesian data confirm that a stand-alone guideline

distribution approach, without implementing additional AMS core elements, may not work.<sup>149</sup> Further enhancement of post-prescription review and feedback efforts holds potential to decrease antibiotic consumption and antibiotic duration.<sup>150</sup> For pre-prescription approval, local data suggested that the decreased use of last-resort antibiotics might cause a “squeezing the balloon” phenomenon –the increased use of non-restricted antibiotics due to restrictions of the restricted antibiotics.<sup>151</sup>

### **Perceptions on antibiotic use**

Key themes identified from perception surveys were a substantial lack of AMR awareness and knowledge about antibiotics, particularly among the poor and lower educated, and widespread antibiotic self-medication without prescription among the general population, and over-the-counter non-prescription antibiotic dispensing in community pharmacies but not in community health centres –although representative data are lacking to quantify this problem and its drivers. The available data corroborate findings of a global review of 38 studies from 24 countries in community pharmacies that over-the-counter non-prescription antibiotics comprised 62% of all dispensed antibiotics, most commonly for urinary tract and upper respiratory tract infections.<sup>152</sup> A review of 19 studies in Southeast Asia reported a prevalence of self-medication with antibiotics ranging from 7.3 to 85.6% (median 42.6%), highest among men, health students and professionals, with the most common illnesses or symptoms being common cold, sore throat, fever, gastrointestinal tract and respiratory diseases.<sup>153</sup> Across the included studies, the main reasons for self-medication included positive previous experience, easy access from the pharmacy, doctor visit being expensive or unpractical, and the main advisors to self-medicate included health care providers, family, relatives or friends, internet or reliance on their own knowledge, which largely concurred with findings in other Southeast Asian countries.<sup>153</sup> A mixed-method study in Indonesia found that drug dispensers were driven to sell non-prescription antibiotic due to strong patient demand, informal drug sellers dispensing medicines, competition between different types of drug outlets, drug outlet owners pushing their staff to sell medicines, and weak enforcement of regulations.<sup>119</sup>

### **Country progress in the National Action Plan on AMR and suggested priorities**

The National Action Plan on AMR has driven efforts to strengthen microbiological laboratory capacity and data information systems to enable national surveillance,<sup>154</sup> supported by the government and international funding agencies. Indonesia enrolled in the WHO Global Antimicrobial Resistance and Use Surveillance System (GLASS) and submitted first batches of AMR and antibiotic consumption data in 2020.<sup>155</sup> In 2021, the Ministry of Health launched new guidelines for antibiotic prescribing and stewardship,<sup>146,156</sup> which have also adopted the AWaRe classification. Despite this progress, however, the National Action Plan for AMR has not yet generated the required sustainable capacity to contain AMR. Enhanced coordination and financial support at the country, province and district levels are needed, to prevent that the response to AMR remains uneven and insufficient. Interventions to optimise antimicrobial use need to be based on a health systems approach, beyond AMS only, informed by a broad research base. This includes addressing the wider drivers of antibiotic use –such as inequitable burdens of ill health and fractured care cascades. Optimization of antimicrobial use, on the basis of robust surveillance data, should be a priority of the national agenda for universal health coverage. Both universal health coverage and AMR require strong human-centered care with accessible health care facilities, medicines and diagnostics, with a focus on quality and equity.<sup>5,157,158</sup> This requires further investments in health care infrastructure, training of health workers, community participation and increased health literacy. Modifiable factors related to the patient (e.g., awareness, knowledge) and the health system (e.g., strict policies, medicine quality, financial incentives, infrastructure gaps) need to be further identified and addressed when designing context-specific interventions aimed at curtailing inappropriate antibiotic use.

## CONCLUSION

Critical evidence gaps exist on antibiotic use in Indonesia regarding informal and formal private health care providers, geographic areas outside of Java Island, as well as effective AMS models that consider country-specific socio-cultural, economic and political circumstances. Optimisation of antimicrobial use as a means to tackle AMR should be a priority of the national agenda for universal health coverage. In this respect, the COVID-19 pandemic has taught important lessons on the importance of infectious diseases and the critical need to build resilient health systems.

**Acknowledgements:** EXPLAIN study group: Erni J. Nelwan, Ralalicia Limato, Manzilina Mudia, Helio Guterres, Enty Enty, Ifael Y. Mauleti, Maria Mayasari, Iman Firmansyah, May Hizrani, Anis Karuniawati, Prof Taralan Tambunan, Prof Amin Soebandrio, Decy Subekti, Iqbal Elyazar, Mutia Rahardjani, Fitria Wulandari, Prof Reinout van Crevel, Rogier van Doorn, Vu Thi Lan Huong, Nga Do Ti Thuy, Sonia Lewycka, Prof Alex Broom, Raph L. Hamers.

**Funding statement** This work was funded by and RLH and HRVD are supported by the Wellcome Africa Asia Programme Vietnam (106680/Z/14/Z). RL is supported by an OUCRU Prize Studentship and a Nuffield Dept of Medicine Tropical Network Fund DPhil Bursary.

**Competing interest statement** AK serves as the current Chair of the National AMR Committee (KPRA). HRVD serves as an Executive Board Member of The Surveillance and Epidemiology of Drug-resistant Infections Consortium (SEDRIC). The other authors declare no competing interests.

**Author contributions** RLH conceived the idea for the study. RLH and RL obtained the funding. RL, PD and RLH designed the study protocol and data extraction instrument. PD, GL, MM, and MA collected and verified the data, overseen by RL and RLH. RL, GL and RLH performed the analysis and had full access to all study data. RL, GL, MA and RLH drafted the paper, with critical inputs from AK and HRvD. All authors critically revised the manuscript, and all authors gave approval for the final version to be published.

**Data sharing statement:** No additional data are available.

# **ORCID IDs:**

Ralalicia Limato 0000-0002-5306-3254

Gilbert Lazarus 0000-0002-3605-6167

Puck Dernison -

Manzilina Mudia -

Monik Alamanda -

Erni J. Nelwan 0000-0003-4064-5412

Robert Sinto 0000-0003-3857-300X

Anis Karuniawati 0000-0002-9882-2488

H. Rogier van Doorn 0000-0002-9807-1821

Raph L. Hamers 0000-0002-5007-7896

## REFERENCES

- 1 Christopher J L Murray, Kevin Shunji Ikuta, Fablina Sharara, Lucien Swetschinski, Gisela Robles Aguilar, Authia Gray, Chieh Han, Catherine Bisignano, Puja Rao, Eve Wool, Sarah C Johnson, Annie J Browne, Michael Give Chipeta, Frederick Fell, Sean Hackett,, MN. Global burden of bacterial antimicrobial resistance in 2019□: a systematic analysis. *Lancet* 2022; **399**: 629–55.
- 2 Aditi Sriram, Erta Kalanxhi, Geetanjali Kapoor, Jessica Craig, Ruchita Balasubramanian, Sehr Brar, Nicola Criscuolo, Alisa Hamilton, Eili Klein, Katie Tseng, Thomas Van Boeckel RL. The State of the World's Antibiotics 2021. 2021.
- 3 Klein EY, Van Boeckel TP, Martinez EM, *et al.* Global increase and geographic convergence in antibiotic consumption between 2000 and 2015. *Proc Natl Acad Sci U S A* 2018; **115**: E3463–70.
- 4 Langford BJ, So M, Raybardhan S, *et al.* Antibiotic prescribing in patients with COVID-19: rapid review and meta-analysis. *Clin Microbiol Infect* 2021; **27**: 520–31.
- 5 Agustina R, Dartanto T, Sitompul R, *et al.* Universal health coverage in Indonesia: concept, progress, and challenges. *Lancet*. 2019; **393**: 75–102.
- 6 Mboi N, Murty Surbakti I, Trihandini I, *et al.* On the road to universal health care in Indonesia, 1990–2016: a systematic analysis for the Global Burden of Disease Study 2016. *Lancet* 2018; **392**: 581–91.
- 7 Parathon H, Kuntaman K, Widiastoety TH, *et al.* Progress towards antimicrobial resistance containment and control in Indonesia. *BMJ* 2017; : j3808.
- 8 Ministry of Health Republic of Indonesia. National Action Plan on Antimicrobial Resistance Indonesia 2017-2019. 2017 <https://www.flemingfund.org/wp-content/uploads/59f148b0482cda160087e29b9a5a21a0.pdf>.
- 9 Menteri Koordinator Bidang Pembangunan Manusia dan Kebudayaan Republik Indonesia. Peraturan Menteri Koordinator Bidang Pembangunan Manusia dan Kebudayaan Republik Indonesia Nomor 7 Tahun 2021 Tentang Rencana Aksi Nasional Pengendalian Resistensi Antimikroba Tahun 2020-2024. 2021. [https://jdih.kemenkopmk.go.id/sites/default/files/2021-11/Permenko 7 2021 RAN PRA.pdf](https://jdih.kemenkopmk.go.id/sites/default/files/2021-11/Permenko%207%2021%20RAN%20PRA.pdf) (accessed Feb 14, 2022).

- 584 10 Page MJ, McKenzie JE, Bossuyt PM, *et al.* The PRISMA 2020 statement: An updated  
585 guideline for reporting systematic reviews. *BMJ* 2021; **372**. DOI:10.1136/bmj.n71.
- 586 11 World Health Organization (WHO). WHO releases the 2019 AWaRe Classification  
587 Antibiotics. World Heal. Organ. 2019. [https://www.who.int/news/item/01-10-2019-who-](https://www.who.int/news/item/01-10-2019-who-releases-the-2019-aware-classification-antibiotics)  
588 releases-the-2019-aware-classification-antibiotics (accessed March 15, 2021).
- 589 12 Gyssens IC, Van Den Broek PJ, Kullberg BJ, Hekster YA, Van Der Meer JWM. Optimizing  
590 antimicrobial therapy. A method for antimicrobial drug use evaluation. *J Antimicrob*  
591 *Chemother* 1992; **30**: 724–7.
- 592 13 Van Der Meer JWM, Gyssens IC. Quality of antimicrobial drug prescription in hospital. *Clin*  
593 *Microbiol Infect* 2001; **7**: 12–5.
- 594 14 von Elm E, Altman DG, Egger M, Pocock SJ, Gøtzsche PC, Vandenbroucke JP. The  
595 Strengthening the Reporting of Observational Studies in Epidemiology (STROBE)  
596 statement: guidelines for reporting observational studies. *Lancet* 2007; **370**: 1453–7.
- 597 15 Barker TH, Migliavaca CB, Stein C, *et al.* Conducting proportional meta-analysis in different  
598 types of systematic reviews: a guide for synthesisers of evidence. *BMC Med. Res.*  
599 *Methodol.* 2021; **21**: 1–9.
- 600 16 Schwarzer G, Chemaitelly H, Abu-Raddad LJ, Rücker G. Seriously misleading results using  
601 inverse of Freeman-Tukey double arcsine transformation in meta-analysis of single  
602 proportions. *Res Synth Methods* 2019; **10**: 476–83.
- 603 17 Hunter JP, Saratzis A, Sutton AJ, Boucher RH, Sayers RD, Bown MJ. In meta-analyses of  
604 proportion studies, funnel plots were found to be an inaccurate method of assessing  
605 publication bias. *J Clin Epidemiol* 2014; **67**: 897–903.
- 606 18 Davey P, Scott CL, Brown E, *et al.* Interventions to improve antibiotic prescribing practices  
607 for hospital inpatients (updated protocol). *Cochrane Database Syst Rev* 2017.  
608 DOI:10.1002/14651858.CD011236.pub2.
- 609 19 Andriani Y, Meirista I, Aprio Y. Evaluasi Penggunaan Antibiotik dengan Metode ATC/DDD  
610 dan DU 90% di Puskesmas Kebun Handil Kota Jambi Periode 2018 dan 2019. *J Healthc*  
611 *Technol Med* 2020; **6**: 700.
- 612 20 Dirga D, Khairunnisa SM, Akhmad AD, Setyawan IA, Pratama A. Evaluasi Penggunaan

613 Antibiotik pada Pasien Rawat Inap di Bangsal Penyakit Dalam RSUD. Dr. H. Abdul Moeloek  
614 Provinsi Lampung. *J Kefarmasian Indones* 2021; : 65–75.

615 21 Mahmudah F, Sumiwi SA, Hartini S. Study of the Use of Antibiotics with ATC/DDD System  
616 and DU 90% in Digestive Surgery in Hospital in Bandung. *Indones J Clin Pharm* 2016; **5**:  
617 293–8.

618 22 Massey FK, Yulia R, Herawati F. Profil Kualitas dan Kuantitas Penggunaan Antibiotik  
619 Profilaksis pada Pre, On, dan Pos Bedah di Rumah Sakit Provinsi (RSP) NTB. *J Sains*  
620 *Farm Klin* 2021; **8**: 43.

621 23 Narulita L, Bilal R, Akram M, Suharjono S. Analysis of Antibiotics on Patients Surgery,  
622 before and after Used Guidelines for Antibiotics (PPAB). *J Pharmascience* 2020; **7**: 51.

623 24 Perdaka W, Sagita D, Pratama S. Studi Penggunaan Antibiotik Berdasarkan ATC / DDD  
624 Dan Du 90 % Di Puskesmas X Kota Jambi Periode 2017-2018 Study of Antibiotic Use  
625 Based on ATC / DDD and Du 90 % in Community Health Centers X City OfJambi Period  
626 2017-2018. *J Healthc Technol Med* 2020; **6**: 26–32.

627 25 Pratama NYI, Suprati B, Ardhiansyah AO, Shinta DW. Analisis Penggunaan Antibiotik  
628 pada Pasien Rawat Inap Bedah dengan Menggunakan Defined Daily Dose dan Drug  
629 Utilization 90% di Rumah Sakit Universitas Airlangga. *Indones J Clin Pharm* 2019; **8**: 256.

630 26 Rachmawati S, Fazeri RL, Norcahyanti I. Gambaran Penggunaan Antibiotik di Bangsal  
631 Penyakit Dalam RSUD Bangil Kabupaten Pasuruan. *JPSCR J Pharm Sci Clin Res* 2020;  
632 **01**: 12–21.

633 27 Sholih MG, Sudarjat H, Saula LS. Gambaran penggunaan antibiotik berdasarkan metode  
634 ATC/DDD dan DU 90% di salah satu Puskesmas Karawang. *Heal Sci Growth* 2019; : 31–7.

635 28 Susanto M, Qanti PO, Anggraini D, Enda WG. Decline in Antibiotic Use after  
636 Implementation of Restriction Program at Eka Hospital, Pekanbaru, Riau. In: The 5th  
637 International Conference on Public Health. 2019: 1–7.

638 29 Trisia FJ, Sagita D, Pratama S, *et al.* Evaluasi Penggunaan Antibiotik Dengan Metode ATC  
639 / DDD Dan DU 90 % Di Dua Puskesmas Kota Jambi Periode 2017-2018 Evaluation Of  
640 Antibiotic Use By Method ATC / DDD And DU 90 % In Two Health Centers Jambi Period  
641 2017-2018. *J Healthc Technol Med* 2020; **6**: 125–38.



- Wikantiananda T, Tjahjadi AI, Sudjud RW. Antibiotic Utilization Pattern in the Intensive Care Unit of Tertiary Hospital in West Java, Indonesia. *Int J Integr Heal Sci* 2019; **7**: 81–7.
- Hadi U, Keuter M, ... HVA. Optimizing antibiotic usage in adults admitted with fever by a multifaceted intervention in an Indonesian governmental hospital. *Trop Med Int Heal* 2008. <https://onlinelibrary.wiley.com/doi/abs/10.1111/j.1365-3156.2008.02080.x> (accessed May 10, 2019).
- Herawati F, Yulia R, Hak E, *et al.* A Retrospective Surveillance of the Antibiotics Prophylactic Use of Surgical Procedures in Private Hospitals in Indonesia. *Hosp Pharm* 2019; **54**: 323–9.
- Kartika N, Lestari E, Farida H, Ciptaningtyas VR. Kualitas dan Kuantitas Penggunaan Antibiotik pada Kasus Penyakit Dalam Sebelum dan Setelah Penyuluhan PPRA Di Rumah Sakit Nasional Diponegoro. *Diponegoro Med J (Jurnal Kedokt Diponegoro)* 2019; **8**: 1306–18.
- Kusuma A, Galistiani G, Wijayanti D. Evaluasi Kuantitatif Penggunaan Antibiotik pada Pasien Caesarean Section di RSUD se-Kabupaten Banyumas. *J Farm Indones* 2016; **8**. <http://www.jfionline.org/index.php/jurnal/article/view/245> (accessed May 8, 2019).
- Putri Hadiningrat Ayunda, Akrom A, Risdiana I. Analisis penggunaan antibiotik pada pasien Community-Acquired Pneumonia (CAP) di RS PKU Muhammadiyah Gamping. 2021 DOI:10.31603/PHARMACY.V7I1.3251.
- Yulia R, Yuaraningtyas G, Wijono H. Profil penggunaan antibiotik dan peta kuman di ruang rawat RS Husada Utama Surabaya. 2017. <http://repository.ubaya.ac.id/31867/> (accessed May 7, 2019).
- Pradipta IS, Ronasih E, Kartikawati AD, *et al.* Three years of antibacterial consumption in Indonesian Community Health Centers: The application of anatomical therapeutic chemical/defined daily doses and drug utilization 90% method to monitor antibacterial use. *J Fam Community Med* 2015; **22**: 101.
- Muliani N, Herawati F, Yulia R, Wijono H. Quantity and quality profiles of antibiotics pre, on, and post surgery in a hospital setting. *Int J Clin Pharm* 2021. DOI:10.1007/s11096-021-01251-0.

671 39 Adani NL, Arkhaesi N, Anam M. Hubungan usia anak dan diagnosis dengan rasionalitas  
672 penggunaan antibiotik pada pasien anak di Puskesmas Rowosari Semarang. *J Kedokt*  
673 *Diponegoro* 2015; **4**: 1277–85.

674 40 Magdalena R, Bachtar A. Antimicrobial Resistance Control Program on The Rational Use  
675 of Antibiotics In Eka Hospital Pekanbaru, Indonesia. *publications.inschool.id* 2018.  
676 <http://publications.inschool.id/index.php/icash/article/view/258> (accessed May 9, 2019).

677 41 Yoanitha N, Wirakusumah F, Sukarsa R. Gambaran Rasionalitas Penggunaan Antibiotik  
678 berdasarkan Kriteria Gyssens di Bangsal Obstetri dan Ginekologi RSUP Dr. Hasan Sadikin  
679 Bandung. *obgynia.com* 2018.  
680 <http://www.obgynia.com/obgyn/index.php/obgynia/article/view/37> (accessed May 9, 2019).

681 42 Setiawan S, Widyati W, Harijono P. Profil Penggunaan Antibiotik Pascapencanangan  
682 Penerapan Program Pengendalian Resistensi Antibiotik di Intensive Care Unit Rumah Sakit  
683 TNI-AL dr. Ramelan. *J Farm Klin Indones* 2018; **7**: 30–7.

684 43 Purwaningsih AEDA, Rahmawati F, Wahyono D. Evaluasi Penggunaan Antibiotik Pada  
685 Pasien Pediatri Di Bangsal Rawat Inap Rumah Sakit Islam Sultan Agung Semarang. 2015.  
686 [http://etd.repository.ugm.ac.id/index.php?act=view&buku\\_id=83867&mod=penelitian\\_detail](http://etd.repository.ugm.ac.id/index.php?act=view&buku_id=83867&mod=penelitian_detail)  
687 [&sub=PenelitianDetail&typ=html](http://etd.repository.ugm.ac.id/index.php?act=view&buku_id=83867&mod=penelitian_detail&sub=PenelitianDetail&typ=html) (accessed May 9, 2019).

688 44 Muthoharoh A, Iana ND, Rahmatullah S, Wirasti W. Evaluasi kualitatif penggunaan  
689 antibiotika profilaksis di instalasi bedah sentral secara retrospektif. 2019  
690 <http://repository.urecol.org/index.php/proceeding/article/view/386> (accessed May 8, 2019).

691 45 Hanifah H, Sari I, Nuryastuti T. Evaluasi Penggunaan Antibiotik Empiris dan Analisis Biaya  
692 Demam Tifoid di Sebuah RS Swasta Kota Semarang. *jsfk.ffarmasi.unand.ac.id* 2018; **5**: 1–  
693 6.

694 46 Inez A, Susanti Program Studi Farmasi R, Kedokteran Universitas Tanjungpura Jl Profesor  
695 Dokter Hadari Nawawi FH, *et al.* Evaluasi Rasionalitas Penggunaan Antibiotik pada Pasien  
696 Anak Rawat Inap di Rumah Sakit Universitas Tanjungpura Periode Januari-Juni 2018  
697 Evaluation of Antibiotic Rationality for Pediatric Inpatient at Hospital of Tanjungpura  
698 University Period. 2019 <https://jurnal.untan.ac.id/index.php/jmfarmasi/article/view/37615>  
699 (accessed Feb 7, 2021).

700 47 Rosdiana D, Anggraini D, Balmas M, Effendi D, Bet A. Peningkatan Rasionalitas  
701 Penggunaan Antibiotik Pasca Implementasi Kebijakan Penggunaan Antimikroba di RSUD  
702 Arifin Achmad Pekanbaru. *J Kedokt Brawijaya* 2018; **30**: 36–40.

703 48 Aljufri AQ, Yasin NM, Wahyono D. Rasionalitas Terapi Antibiotik Empiris Pada Pasien  
704 Pneumonia di Instalasi Rawat Inap RSUP Dr. Kariadi Semarang. *Maj Farm* 2021; **17**: 89.

705 49 Anggraini ENF, Wicaksono A, Armyanti I. Rasionalitas Penggunaan Antibiotik pada Kasus  
706 Typhus Abdominalis di Puskesmas Siantan Hilir Kota Pontianak Tahun 2014. *J Mhs PSPD*  
707 *FK Univ Tanjungpura* 2018; **2**. <http://jurnal.untan.ac.id/index.php/jfk/article/view/23543>  
708 (accessed May 8, 2019).

709 50 Hardiana I, Ratih Laksmitawati D, Utami Ramadaniati H, *et al*. Evaluasi penggunaan  
710 antibiotika pada pasien pneumonia komunitas di instalasi rawat inap RSPAD Gatot Subroto.  
711 *Orig Artic MFF* 2021; **25**: 1–6.

712 51 Waridiarto DS, Agus Priambodo, Endang Sri Lestari. Kualitas penggunaan antibiotik pada  
713 kasus bedah orthopedi di bangsal bedah RSUP Dr. Kariadi. *Media Med Muda* 2015; **4**:  
714 618–25.

715 52 Maakh DT, Da A, Fraga SS, Firdaus A. Rationality Evaluation of The Use of Prophylactic  
716 Antibiotics In Sectio Caesarea Patients In Hospitals. Mgr. Gabriel Manek, Svd Atambua in  
717 2018. Universitas Citra Bangsa, 2019 [http://www.cyber-](http://www.cyber-chmk.net/ojs/index.php/farmasi/article/view/641)  
718 [chmk.net/ojs/index.php/farmasi/article/view/641](http://www.cyber-chmk.net/ojs/index.php/farmasi/article/view/641) (accessed Feb 4, 2021).

719 53 Ibrahim AM, Widyati W, Prasetyadi FOH. Analisis Kualitatif Penggunaan Antibiotik pada  
720 Pasien Rujukan dengan Metode Analisis Alur Gyssen di RSPAL Dr. Ramelan Surabaya.  
721 *MPI (Media Pharm Indones* 2020; **3**: 88.

722 54 Sumiwi SA. Quality of Antibiotics Use in Patients with Digestive Surgery in Hospital in  
723 Bandung City. *Indones J Clin Pharm* 2014; **3**: 135–40.

724 55 Sutrisno E, Humardewayanti R, Bayupurnama P. Impact of irrational antibiotic therapy to  
725 hospital cost of care of pneumonia in patients in Dr. Sardjito Hospital. *Acta Interna J Intern*  
726 *Med* 2013; **3**: 67–71.

727 56 Harartasyahrani RA, Simamora S. Evaluasi penggunaan antibiotik profilaksis pada pasien  
728 bedah kategori highly recommended di rumah sakit “X” kota Prabumulih. *J Muara Sains*,

- 729        *Tekno Kedokt dan Ilmu Kesehat* 2021; **5**: 121.
- 730    57    Ovikariani S, Saptawat T, Rahma FA. Evaluasi Rasionalitas Penggunaan Antibiotik Pada  
731        Pasien Ispa Di. *J Ilmu Keperawatan dan Kebidanan STIKES Telogorejo* 2019; **XI**: 76–82.
- 732    58    Ofisya M, Laviesta, Susanti R, Purwanti NU. Evaluasi penggunaan antibiotik pada pasien  
733        pneumonia rawat inap di RSUD dr. Soedarso Pontianak. 2020  
734        <https://jurnal.untan.ac.id/index.php/jmfarmasi/article/view/42256> (accessed Feb 7, 2021).
- 735    59    Grassella, Yuswar MA, Purwanti NU. Studi rasionalitas penggunaan antibiotik dan interaksi  
736        obat pada pasien anak terdiagnosis Infeksi Saluran Pernapasan Akut (ISPA) di instalasi  
737        rawat jalan RSUD Sultan Syarif Mohamad Alkadrie Pontianak tahun 2018. *J Mhs Farm Fak  
738        Kedokt UNTAN* 2019; **4**. <https://jurnal.untan.ac.id/index.php/jmfarmasi/article/view/35316>  
739        (accessed Feb 7, 2021).
- 740    60    Hasyul SFP, Puspitan T, Nuari DA, Muntaqin EP, Wartini E, Eka MY. Evaluasi penggunaan  
741        obat antibiotik pada pasien demam tifoid di Kabupaten Garut pada Januari-Desember 2017.  
742        *J Ilm Farm Bahari* 2019; **10**: 160–70.
- 743    61    Jamiati J, Abadi H, Sari M. Evaluasi Peresepan Antibiotik Pada Pasien Rawat Jalan di  
744        Puskesmas Dabun Gelang Kabupaten Gayo Lues. *J Dunia Farm* 2019; **3**: 115–22.
- 745    62    Fakhrunnisa F, Andrajadi R, Radji M. Quality of Antibiotic Prescribing for Respiratory Tract  
746        Disease in Primary Healthcare Centers in the District of Tegal, Central Java, Indonesia.  
747        *Indones J Clin Pharm* 2020; **9**: 95.
- 748    63    Anggraini AB, Syachroni. Penggunaan Antibiotik Profilaksis pada Bedah Bersih di Rumah  
749        Sakit di Jakarta. *J Penelit dan Pengemb Pelayanan Kesehat* 2020; **4**: 7–12.
- 750    64    Dewi R, Sutrisno D, Medina F, *et al*. Evaluasi Penggunaan Antibiotik Infeksi Saluran  
751        Pernapasan Atas pada Anak di Puskesmas Olak Kemang Kota Jambi Tahun 2018  
752        Evaluation of Antibiotic Use for Upper Respiratory Tract Infections in Children in Olak  
753        Kemang Public Health Center, Jambi in 2018. 2020  
754        DOI:10.30595/PHARMACY.V17I1.6936.
- 755    65    Dewi R, Sutrisno D, Purnamasari R. Evaluasi Penggunaan Antibiotik pada Pasien Balita  
756        dengan Diagnosa Infeksi Saluran Pernapasan Atas di Puskesmas Koni Kota Jambi. *J Sains  
757        Kes* 2020 2020; **2**: 385–90.

- 66 Kaparang PC, Tjitrosantoso H, Yamlean PV. Evaluasi kerasionalan penggunaan antibiotika pada pengobatan pneumonia anak di instalasi rawat inap RSUP Prof. Dr. R. D. Kandou manado periode Januari-Desember 2013. *PHARMACON* 2014; **3**.  
<https://ejournal.unsrat.ac.id/index.php/pharmacon/article/view/5440> (accessed May 13, 2019).
- 67 Herlina D, Hasina R, Dewi NMAR. Pola persepsian antibiotik pada pasien infeksi saluran kemih di instalasi rawat jalan RSUD Provinsi NTB tahun 2017. *Sasambo J Pharm* 2021; **2**: 11–5.
- 68 Zazuli Z, Sukandar EY, Lisni I. Evaluasi Penggunaan Obat pada Pasien Bedah di Suatu Rumah Sakit Swasta di Bandung. *J Farm Klin Indones* 2015; **4**: 87–97.
- 69 Islam Z, Qodariyah SM, Nursehah ENE. Penggunaan Antibiotik Pada Terapi Community Acquired Pneumonia di RSUD Pasar Rebo dan RSUD Tarakan di Jakarta Tahun 2014. *J Sains dan Teknol Farm* 2017; **19**: 1–8.
- 70 Dania H, Baroroh F, Bachri MS. Evaluasi Penggunaan Antibiotik Pada Pasien Bedah Sesar Di Rumah Sakit PKU Muhammadiyah Bantul Yogyakarta. *Pharm J Farm Indones* 2016; **13**.  
<https://www.neliti.com/id/publications/161113/evaluasi-penggunaan-antibiotik-pada-pasien-bedah-sesar-di-rumah-sakit-pku-muhamm> (accessed May 10, 2019).
- 71 Nyoman SMH N, Sumarsono T, Wahidatun N. Study on Use of Antibiotics for the Treatment of Acute Respiratory Infections (ARIs) in Children at a Clinic in Bandung, Indonesia. *Res J Pharm Biol Chem Sci* 2017; **8**: 158.
- 72 Andrajati R, Tilaqza A, Supardi S. Factors related to rational antibiotic prescriptions in community health centers in Depok City, Indonesia. *J Infect Public Health* 2016; **10**: 41–8.
- 73 Dewi RS, Radji M, Andalusia R. Evaluation of Antibiotic Use Among Sepsis Patients in an Intensive Care Unit: A cross-sectional study at a referral hospital in Indonesia. *Sultan Qaboos Univ Med J [SQUMJ]* 2018; **18**: 367.
- 74 Bakhtiar, Makaba S, Hasmi, Mallongi A. Rationality of Antibiotic Drug Used to Medical Patient Post-Operatively in Selebe Solu Hospital Sorong City Papua Barat Province 2018. *Int J Sci Healthc Res* 2019; **4**.  
[http://ijshr.com/IJSHR\\_Vol.4\\_Issue.1\\_Jan2019/IJSHR0022.pdf](http://ijshr.com/IJSHR_Vol.4_Issue.1_Jan2019/IJSHR0022.pdf) (accessed May 9, 2019).

787 75 Sugiarti T, Sidemen A, Wiratmo. Studi Penggunaan Antibiotik pada Pasien Penyakit ISPA  
788 Usia Bawah Lima Tahun di Instalasi Rawat Jalan Puskesmas Sumbersari Periode 1  
789 Januari-31 Maret 2014. *jurnal.unej.ac.id* 2015.  
790 <https://jurnal.unej.ac.id/index.php/JPK/article/view/2583> (accessed May 9, 2019).

791 76 Rusdiana N, Safitri M, Resti A. Evaluasi penggunaan antibiotika profilaksis pada pasien  
792 bedah sesar terencana di rumah sakit ibu dan anak “X” di Tangerang. *Soc Clin Pharm*  
793 *Indones J* 2016. <http://journal.uta45jakarta.ac.id/index.php/SCPIJ/article/view/275>  
794 (accessed May 9, 2019).

795 77 Oktaviani F, Wahyono D, Yuniarti E. Evaluasi penggunaan antibiotik profilaksis terhadap  
796 kejadian infeksi luka operasi pada operasi sectio caesarea. *J Manaj DAN PELAYANAN*  
797 *Farm (Journal Manag Pharm Pract* 2015. <https://journal.ugm.ac.id/jmpf/article/view/29449>  
798 (accessed May 7, 2019).

799 78 Kurniawati H, Auliyana A. Pattern of antibiotics use in adult patients with Urinary Tract  
800 Infection (UTI). 2021 DOI:10.20527/JBK.V17I1.10244.

801 79 Bestari MP, Karuniawati H. Evaluasi Rasionalitas dan Efektifitas Penggunaan Antibiotik  
802 pada Pasien Pneumonia Pediatrik di Instalasi Rawat Inap Rumah Sakit Pusat Jawa  
803 Tengah. *Pharmacon J Farm Indones* 2019; **14**. DOI:10.23917/pharmacon.v14i2.6524.

804 80 Limato R, Nelwan EJ, Mudia M, *et al*. A multicentre point prevalence survey of patterns and  
805 quality of antibiotic prescribing in Indonesian hospitals. *JAC-Antimicrobial Resist* 2021; : 1–  
806 10.

807 81 Ridha Elvina, Nur Rahmi, Sandra Ayu Oktavira. Evaluasi penggunaan antibiotik pada  
808 pasien Community-Acquired Pneumonia (CAP) di instalasi rawat inap rumah sakit ‘X’  
809 Jakarta. *Pharmacy* 2017; **14**: 64–74.

810 82 Risha Fillah Fithria, Akroman Rohmat Di’fain. Rasionalitas terapi antibiotik pada pasien  
811 diare akut anak usia 1-4 tahun di rumah sakit Banyumanik Semarang tahun 2013.  
812 *Pharmacy* 2015; **12**: 197–209.

813 83 Nawakasari N, Nugraheni AY. Evaluasi Penggunaan Antibiotik pada Pasien Infeksi Saluran  
814 Kemih di Instalasi Rawat Inap RSUP X di Klaten Tahun 2017. *Pharmacon J Farm Indones*  
815 2019; **16**: 38–48.

- Octavia DR. Evaluasi Penggunaan Antibiotika Profilaksis pada Pasien Bedah Sesar. *Indones J Heal Res* 2019; **2**: 23–30.
- Benua GP, Tiwow GAR, Untu SD, Karauwan FA. Evaluasi Rasionalitas Penggunaan Antibiotik Pada Pasien ISPA Di Puskesmas Tonusu Kecamatan Pamona Puselemba Kabupaten Poso. *J Biofarmasetikal Trop* 2019; **2019**: 136–40.
- Karuniawati H, Yulianti T, Aini DK, Nurwienda FI. Impact of antimicrobial stewardship program on the use of antibiotics in pneumonia patients at teaching hospital in surakarta Indonesia. *Int J Appl Pharm* 2021; **13**: 20–3.
- Farida H, Herawati H, Hapsari M, Notoatmodjo H, Hardian H. Penggunaan Antibiotik Secara Bijak Untuk Mengurangi Resistensi Antibiotik, Studi Intervensi di Bagian Kesehatan Anak RS Dr. Kariadi. *Sari Pediatr* 2016; **10**: 34.
- Hapsari M, Farida H, Keuter M, PJ B, Pediatri UH-S, 2016 U. Penurunan Penggunaan Antibiotik pada Pasien Anak dengan Demam. *Sari Pediatr* 2006. <https://saripediatri.org/index.php/sari-pediatri/article/download/816/751> (accessed May 7, 2019).
- Murni IK, Duke T, Kinney S, Daley AJ, Soenarto Y. Reducing hospital-acquired infections and improving the rational use of antibiotics in a developing country: an effectiveness study. *Arch Dis Child* 2015; **100**: 454–9.
- King J, Ciptaningtyas VR. Kuantitas penggunaan antibiotik sebelum dan setelah pembuatan Pedoman Penggunaan Antibiotik (PPAB). Penelitian pada kasus bedah digestif RSUP Dr. Kariadi Semarang. *J Kedokt Diponegoro* 2015; **4**: 1072–82.
- Lizikri A, Arozal W, Ramadaniati HU. Effects of Clinical Pathway Implementation in Management of Pediatric Inpatients with Pneumonia: A Cross-Sectional Study in Indonesia. *Int J Res Pharm Sci* 2020; **11**: 7281–8.
- Dwiprahasto I. Ketersediaan obat di kabupaten dan mutu persepan di pusat pelayanan kesehatan primer. *Berkala Ilmu Kedokteran* 2004. <http://i-lib.ugm.ac.id/jurnal/detail.php?dataId=3283> (accessed May 9, 2019).
- Widowati I, Wirawan I, Nopiyan N, Sari K. Pharmacist counseling intervention to improve patient antibiotic compliance. *phpmajournal.org* 2018.



<https://phpmajournal.org/index.php/phpma/article/view/158> (accessed May 9, 2019).

94 Artini I, Indrayani A. Penggunaan antibiotika secara mandiri pada mahasiswa kedokteran dan non kedokteran Universitas Udayana. *ojs.unud.ac.id* 2016.

<https://ojs.unud.ac.id/index.php/ach/article/view/27464> (accessed May 9, 2019).

95 Djawaria DAP, Setiadi AP, Setiawan E. Analisis Perilaku dan Faktor Penyebab Perilaku Penggunaan Antibiotik Tanpa Resep di Surabaya Behavior Behavior Analysis and Attributed Factors to Non Prescription Antibiotic Used in Surabaya. *J MKMI* 2018; **14**. DOI:10.30597/mkmi.v14i4.5080.

96 Kurniawan K, Posangi J, Rampengan N. Association between public knowledge regarding antibiotics and self-medication with antibiotics in Teling Atas Community Health Center, East Indonesia. *Med J Indones* 2017; **26**: 62.

97 Novelni R, Azyenela L, Septiana Y. Hubungan tingkat pendidikan masyarakat terhadap pengetahuan dalam penggunaan antibiotik oral di apotek Kecamatan Koto Tangah Padang. *J Penelit Farm Indones* 2020; **9**: 2020.

98 Nuraini A, Yulia R, Herawati F, Setiasih S. The Relation between Knowledge and Belief with Adult Patient's Antibiotics Use Adherence. *J Manaj DAN PELAYANAN Farm (Journal Manag Pharm Pract* 2019; **8**: 165.

99 Pratama AN, Rohmawati A, Rachmawati E. A survey of antibiotics purchased without prescription among non-health science students in Jember, Indonesia. *J Farm Sains dan Komunitas* 2018. <https://e-journal.usd.ac.id/index.php/JFSK/article/view/1032> (accessed May 9, 2019).

100 Salsabila NN, Kristina SA. Awareness on antibiotic resistance among lay people in Yogyakarta, Indonesia. *Int Joural Pharm Res* 2021; **12**: 180–8.

101 Siahaan S, Usia T, Pujiati S, *et al*. Pengetahuan, sikap, dan perilaku masyarakat dalam memilih obat yang aman di tiga Provinsi di Indonesia. *neliti.com* 2017.

<https://www.neliti.com/publications/178574/pengetahuan-sikap-dan-perilaku-masyarakat-dalam-memilih-obat-yang-aman-di-tiga-p> (accessed May 7, 2019).

102 Tandjung H, Wiyono WI, Mpila DA. Pengetahuan dan penggunaan antibiotik secara swamedikasi pada masyarakat di kota Manado. 2021 DOI:10.35799/PHA.10.2021.34044.



- 874 103 WHO. Antibiotic Resistance: Multi-Country Public Awareness Survey. *WHO Press* 2015; :  
875 1–51.
- 876 104 Widayati A, Suryawati S, de Crespigny C, Hiller JE. Self medication with antibiotics in  
877 Yogyakarta City Indonesia: a cross sectional population-based survey. *BMC Res Notes*  
878 2011; **4**: 491.
- 879 105 Widayati A, Suryawati S, de Crespigny C, Hiller JE. Knowledge and beliefs about antibiotics  
880 among people in Yogyakarta City Indonesia: a cross sectional population-based survey.  
881 *Antimicrob Resist Infect Control* 2012; **1**: 38.
- 882 106 Fatmah S, Aini SR, Pratama IS. Tingkat Pengetahuan Mahasiswa Tahun Pertama Bersama  
883 (TPB) tentang Penggunaan Antibiotik dalam Swamedikasi. *J Sains Farm Klin* 2019; **6**: 200.
- 884 107 Yulia R, Putri R, Wahyudi R. Studi Tingkat Pengetahuan Masyarakat terhadap Penggunaan  
885 Antibiotik di Puskesmas Rasimah Ahmad Bukittinggi. *J Pharm Sci* 2019; **2**: 43–8.
- 886 108 Yuliani NN, Wijaya C, Moeda G. Tingkat pengetahuan masyarakat RW IV Kelurahan  
887 Fontein Kota Kupang terhadap penggunaan antibiotik. 2014  
888 [https://media.neliti.com/media/publications/259672-tingkat-pengetahuan-masyarakat-rwiv-](https://media.neliti.com/media/publications/259672-tingkat-pengetahuan-masyarakat-rwiv-kelu-a98691f1.pdf)  
889 [kelu-a98691f1.pdf](https://media.neliti.com/media/publications/259672-tingkat-pengetahuan-masyarakat-rwiv-kelu-a98691f1.pdf) (accessed May 10, 2019).
- 890 109 Fernandez ABM. Studi Penggunaan Antibiotik Tanpa Resep Di Kabupaten Manggarai dan  
891 Manggarai Barat – NTT. 2013; **2**: 1–17.
- 892 110 Fimanggara B, Istriati, Diposarosa R. Knowledge and Attitude towards Antibiotic Use  
893 among College Students in Jatinangor. *journal.fk.unpad.ac.id* 2016.  
894 <http://journal.fk.unpad.ac.id/index.php/amj/article/view/792> (accessed May 9, 2019).
- 895 111 Fitriah R, Mardiaty N, Tinggi S, *et al*. Pengaruh faktor sosiodemografi terhadap pengetahuan  
896 dan sikap pada penggunaan antibiotik di kalangan masyarakat pedesaan: Studi  
897 observasional di kecamatan Cempaka Banjarbaru. 2021  
898 DOI:10.31603/PHARMACY.V7I1.3181.
- 899 112 Hamid F, Rasmin Kotto F, Prasetya W. Karakteristik Pengguna Antibiotik tanpa Resep  
900 Dokter di Kalangan Guru Kecamatan Labakkang, Kabupaten Pangkajene dan Kepulauan.  
901 2020 DOI:10.24252/ALAMI.V4I2.15157.
- 902 113 Insany AN, Dika P. Destiani, Anwar Sani, Lilik Sabdaningtyas, Ivan S. Pradipta. Association

between Perceived Value and Self-Medication with Antibiotics: An Observational Study  
Based on Health Belief Model Theory. *J Farm Klin Indones* 2015; **4**: 77–86.

114 Kondo IV, Lolo WA, Jayanto I. Pengaruh Tingkat Pengetahuan Dan Sikap Terhadap  
Penggunaan Antibiotik Di Apotek Kimia Farma 396 Tuminting Kota Manado. *Pharmacon*  
2020; **9**.

115 Kristina SA, Wati R, Prasetyo SD, Fortwengel G. Public knowledge and awareness towards  
antibiotics use in Yogyakarta: A cross sectional survey. *Pharm Sci Asia* 2020.  
DOI:10.29090/psa.2020.02.019.0008.

116 Asvinigita LRM, Ikapuspitasari, Kristina SA. Antibiotics stewardship practice among  
community pharmacists in indonesia: A cross-sectional survey. *Int J Pharm Res* 2019; **11**:  
176–81.

117 Siswati S. Analisis penggunaan antibiotika yang tidak rasional pada balita penderita bukan  
pneumonia di kota Padang. Lembaga Penelitian, Universitas Negeri Padang, 2009  
<http://ejournal.unp.ac.id/index.php/sainstek/article/view/153> (accessed May 8, 2019).

118 Zhang J, Cameron D, Quak SH, *et al*. Rates and determinants of antibiotics and probiotics  
prescription to children in Asia-Pacific countries. *Benef Microbes* 2020; **11**: 329–38.

119 Wulandari LPL, Khan M, Liverani M, *et al*. Prevalence and determinants of inappropriate  
antibiotic dispensing at private drug retail outlets in urban and rural areas of Indonesia: A  
mixed methods study. *BMJ Glob Heal* 2021; **6**: 1–11.

120 Arshad M, Mahmood SF, Khan M, Hasan R. Covid -19, misinformation, and antimicrobial  
resistance. *BMJ* 2020; **371**: 1–2.

121 CDDEP. Resistance Map: Indonesia Use Data. 2021.  
<https://resistancemap.cddep.org/CountryPage.php?countryId=77&country=Indonesia+>  
(accessed May 31, 2021).

122 Thamlikitkul V, Rattanaumpawan P, Sirijatuphat R, Wangchinda W. Integrated one-day  
surveillance of antimicrobial use, antimicrobial consumption, antimicrobial resistance,  
healthcare-associated infection, and antimicrobial resistance burden among hospitalized  
patients in Thailand. *J Infect* 2020; **81**: 98–106.

123 Singh SK, Sengupta S, Antony R, *et al*. Variations in antibiotic use across India: multi-centre

- study through Global Point Prevalence survey. *J Hosp Infect* 2019; **103**: 280–3.
- 124 Saleem Z, Hassali MA, Versporten A, *et al.* A multicenter point prevalence survey of  
antibiotic use in Punjab, Pakistan: findings and implications. *Expert Rev Anti Infect Ther*  
2019; **17**: 285–93.
- 125 Xie D shuang, Xiang L li, Li R, Hu Q, Luo Q qin, Xiong W. A multicenter point-prevalence  
survey of antibiotic use in 13 Chinese hospitals. *J Infect Public Health* 2015; **8**: 55–61.
- 126 Thu TA, Rahman M, Coffin S, Harun-Or-Rashid M, Sakamoto J, Hung NV. Antibiotic use in  
Vietnamese hospitals: A multicenter point-prevalence study. *Am J Infect Control* 2012; **40**:  
840–4.
- 127 Versporten A, Zarb P, Caniaux I, *et al.* Antimicrobial consumption and resistance in adult  
hospital inpatients in 53 countries: results of an internet-based global point prevalence  
survey. *Lancet Glob Heal* 2018; **6**: e619–29.
- 128 Saleem Z, Hassali MA, Godman B, *et al.* Point prevalence surveys of antimicrobial use: a  
systematic review and the implications. *Expert Rev Anti Infect Ther* 2020; **18**: 897–910.
- 129 Klein EY, Milkowska-Shibata M, Tseng KK, *et al.* Assessment of WHO antibiotic  
consumption and access targets in 76 countries, 2000–15: an analysis of pharmaceutical  
sales data. *Lancet Infect Dis* 2021; **21**: 107–15.
- 130 Schwartz KL, Langford BJ, Daneman N, *et al.* Unnecessary antibiotic prescribing in a  
Canadian primary care setting: a descriptive analysis using routinely collected electronic  
medical record data. *C Open* 2020; **8**: E360–9.
- 131 Gasson J, Blockman M, Willems B. Antibiotic prescribing practice and adherence to  
guidelines in primary care in the cape town Metro district, South Africa. *South African Med J*  
2018; **108**: 304–10.
- 132 Wang J, Wang P, Wang X, Zheng Y, Xiao Y. Use and prescription of antibiotics in primary  
health care settings in China. *JAMA Intern Med* 2014; **174**: 1914–20.
- 133 Sarwar MR, Saqib A, Iftikhar S, Sadiq T. Antimicrobial use by WHO methodology at primary  
health care centers: a cross sectional study in Punjab, Pakistan. *BMC Infect Dis* 2018; **18**:  
1–9.
- 134 Minh NNQ, van Toi P, Qui LM, *et al.* Antibiotic use and prescription and its effects on

Enterobacteriaceae in the gut in children with mild respiratory infections in Ho Chi Minh City, Vietnam. A prospective observational outpatient study. *PLoS One* 2020; **15**: 1–18.

135 Sulis G, Adam P, Nafade V, *et al.* Antibiotic prescription practices in primary care in low- And middle-income countries: A systematic review and meta-analysis. *PLoS Med* 2020; **17**: 1–20.

136 Chaw PS, Höpner J, Mikolajczyk R. The knowledge, attitude and practice of health practitioners towards antibiotic prescribing and resistance in developing countries—A systematic review. *J Clin Pharm Ther* 2018; **43**: 606–13.

137 Md Reza RS, Hassali MA, Alrasheedy AA, Saleem F, Md Yusof FA, Godman B. Physicians' knowledge, perceptions and behaviour towards antibiotic prescribing: a systematic review of the literature. *Expert Rev Anti Infect Ther* 2015; **13**: 665–80.

138 Monnier AA, Eisenstein BI, Hulscher ME, Gyssens IC. Towards a global definition of responsible antibiotic use: Results of an international multidisciplinary consensus procedure. *J Antimicrob Chemother* 2018; **73**: vi3–16.

139 Le Maréchal M, Tebano G, Monnier AA, *et al.* Quality indicators assessing antibiotic use in the outpatient setting: A systematic review followed by an international multidisciplinary consensus procedure. *J Antimicrob Chemother* 2018; **73**: vi40–9.

140 Schuts EC, Hulscher MEJL, Mouton JW, *et al.* Current evidence on hospital antimicrobial stewardship objectives: A systematic review and meta-analysis. *Lancet Infect Dis* 2016; **16**: 847–56.

141 Karanika S, Paudel S, Grigoras C, Kalbasi A, Mylonakis E. Systematic review and meta-analysis of clinical and economic outcomes from the implementation of hospital-based antimicrobial stewardship programs. *Antimicrob Agents Chemother* 2016; **60**: 4840–52.

142 Hospital Accreditation Committee. Standard Hospital Accreditation 1st Edition. 2017.

143 Herawati F, Ananta SC, Parwitha IAA, *et al.* Interview-based cross-sectional needs assessment to advance the implementation of an effective antibiotic stewardship program in Indonesian hospitals. *Heal Policy OPEN* 2020; **1**: 100002.

144 Lee TH, Lye DC, Chung DR, *et al.* Antimicrobial stewardship capacity and manpower needs in the Asia Pacific. *J Glob Antimicrob Resist* 2021; **24**: 387–94.

990 145 Ministry of Health Republic of Indonesia. Peraturan Menteri Kesehatan Republik Indonesia  
991 Nomor 8 Tahun 2015 Tentang Program Pengendalian Resistensi Antimikroba di Rumah  
992 Sakit. Indonesia, 2015.

993 146 Direktorat Pelayanan Kesehatan Rujukan DJPKKKRI. Panduan Penatagunaan Antimikroba  
994 di Rumah Sakit Edisi 1. 2021.

995 147 Wilkinson A, Ebata A, Macgregor H. Interventions to Reduce Antibiotic Prescribing in  
996 LMICs: A Scoping Review of Evidence from Human and Animal Health Systems. *Antibiot*  
997 *(Basel, Switzerland)* 2018; **8**. DOI:10.3390/ANTIBIOTICS8010002.

998 148 Van Katwyk SR, Grimshaw JM, Nkangu M, *et al*. Government policy interventions to reduce  
999 human antimicrobial use: A systematic review and evidence map. *PLOS Med* 2019; **16**:  
1000 e1002819.

1001 149 US Department of Health and Human Services, CDC. Core elements of hospital antibiotic  
1002 stewardship programs. *US Dep Heal Hum Serv CDC* 2019; : 40.

1003 150 Dijck C Van, Vlieghe E, Janneke &, Cox A. Systematic reviews Antibiotic stewardship  
1004 interventions in hospitals in low-and middle-income countries: a systematic review. *Bull*  
1005 *World Heal Organ* 2018; **96**: 266–80.

1006 151 Burke JP. Antibiotic Resistance — Squeezing the Balloon? *Jama* 1998; **280**: 1270–1.

1007 152 Auta A, Hadi MA, Oga E, *et al*. Global access to antibiotics without prescription in  
1008 community pharmacies: A systematic review and meta-analysis. *J Infect* 2019; **78**: 8–18.

1009 153 Nepal G, Bhatta S. Self-medication with Antibiotics in WHO Southeast Asian Region: A  
1010 Systematic Review. *Cureus* 2018; **10**: e2428.

1011 154 Chua AQ, Verma M, Hsu LY, Legido-Quigley H. An analysis of national action plans on  
1012 antimicrobial resistance in Southeast Asia using a governance framework approach. *Lancet*  
1013 *Reg Heal - West Pacific* 2021; **7**: 100084.

1014 155 WHO. Global antimicrobial resistance and use surveillance system (GLASS) report.  
1015 Geneva, 2021 [http://www.who.int/glass/resources/publications/early-implementation-report-](http://www.who.int/glass/resources/publications/early-implementation-report-2020/en/)  
1016 [2020/en/](http://www.who.int/glass/resources/publications/early-implementation-report-2020/en/).

1017 156 Ministry of Health Republic of Indonesia. Peraturan Menteri Kesehatan Republik Indonesia  
1018 Nomor 28 Tahun 2021 Tentang Pedoman Penggunaan Antibiotik. 2021.

1019 157 Bloom G, Merrett GB, Wilkinson A, Lin V, Paulin S. Antimicrobial resistance and universal  
1020 health coverage. *BMJ Glob Heal* 2017; **2**: e000518.  
1021 158 ReAct - Action on Antibiotic Resistance. Antimicrobial resistance and universal health  
1022 coverage What's the deal? 2019 [https://www.reactgroup.org/wp-](https://www.reactgroup.org/wp-content/uploads/2019/09/Antimicrobial-resistance-and-universal-health-coverage-Whats-the-deal-ReAct-Sept-2019.pdf)  
1023 [content/uploads/2019/09/Antimicrobial-resistance-and-universal-health-coverage-Whats-](https://www.reactgroup.org/wp-content/uploads/2019/09/Antimicrobial-resistance-and-universal-health-coverage-Whats-the-deal-ReAct-Sept-2019.pdf)  
1024 [the-deal-ReAct-Sept-2019.pdf](https://www.reactgroup.org/wp-content/uploads/2019/09/Antimicrobial-resistance-and-universal-health-coverage-Whats-the-deal-ReAct-Sept-2019.pdf) (accessed Dec 26, 2021).  
1025

## FIGURE LEGEND

**Figure 1.** PRISMA flowchart of study selection

**Figure 2.** Geographical map of the 100 included reports on antibiotic use in Indonesia 2000-2021

The map includes 2 KAP surveys that were conducted nationwide, and 1 AMS study and 1 KAP survey that were conducted in multiple provinces.

**Figure 3.** Summary forest plot of reports on antibiotic consumption

The figure summarizes 20 reports in the domain antibiotic consumption, expressed as DDD/100 patient-days, for the top-15 antibiotics. Egger's tests to assess publication bias could only be performed for the primary analysis and the individual AWARe antibiotics.

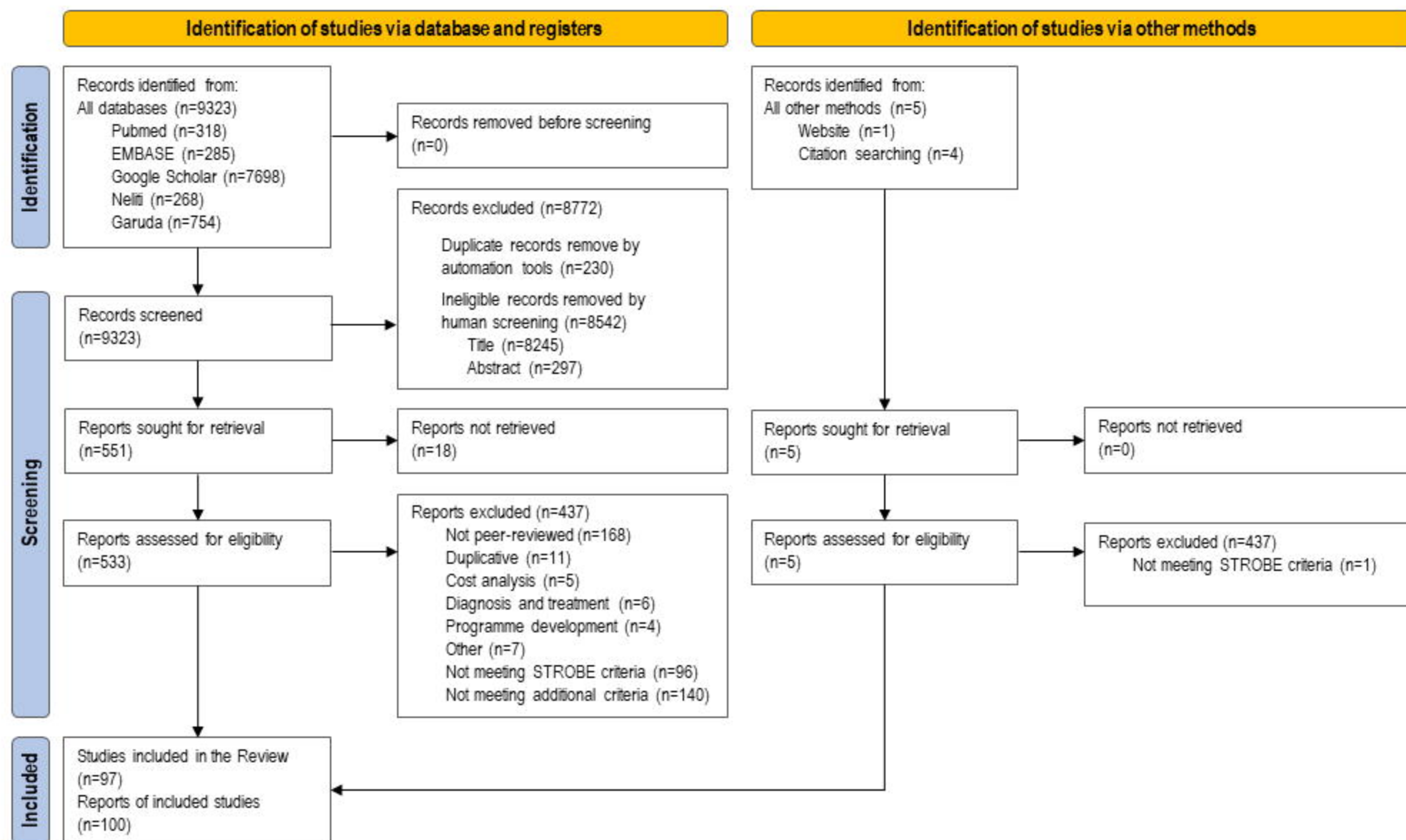
Abbreviations: CI, confidence interval; DDD, defined daily dose; NA, not applicable.

**Figure 4.** Summary forest plot on prescribing appropriateness

The figure summarizes 49 reports in the domain prescribing appropriateness based on Gyssens method (A) or references guidelines (B). Indicators (B) were reported by different numbers of studies. Egger's tests to assess publication bias in Gyssens method (A) could only be performed for the primary analysis.

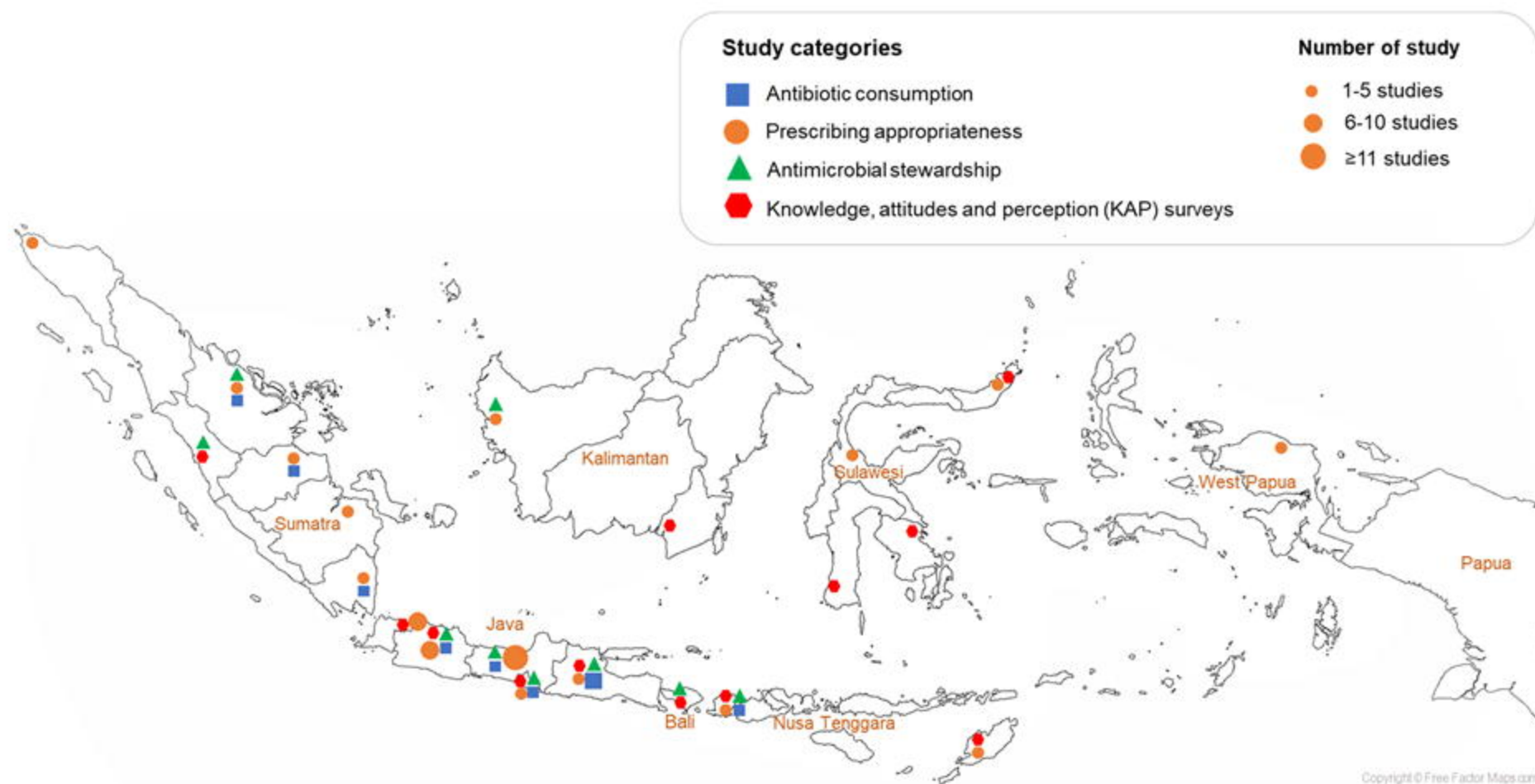
Abbreviations: CI, confidence interval; NA, not applicable.

Figure 1. PRISMA flowchart of study selection.



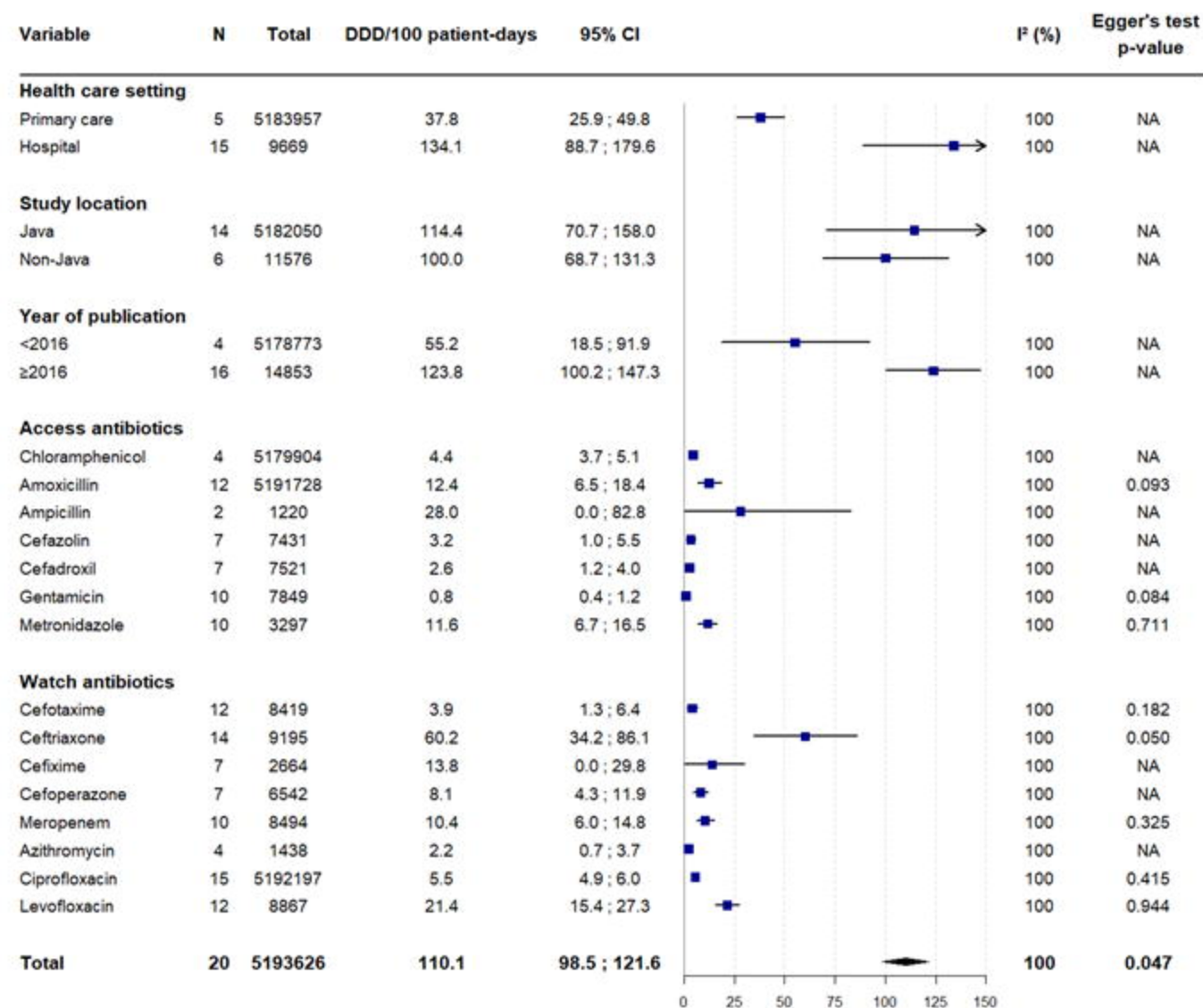


**Figure 2.** Geographical map of the 100 included reports on antibiotic use in Indonesia 2000-2021



The map includes 2 KAP surveys that were conducted nationwide, and 1 AMS study and 1 KAP survey that were conducted in multiple provinces.

**Figure 3.** Summary forest plot of reports on antibiotic consumption

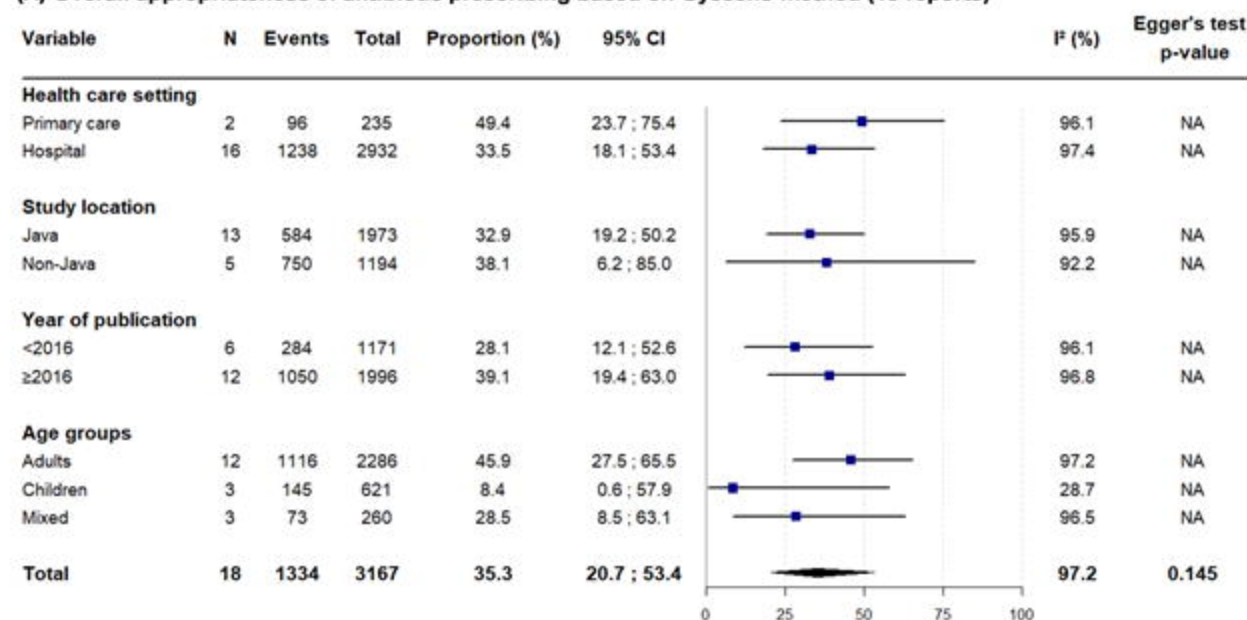


The figure summarizes 20 reports in the domain antibiotic consumption, expressed as DDD/100 patient-days, for the top-15 antibiotics. Egger's tests to assess publication bias could only be performed for the primary analysis and the individual AWARe antibiotics.

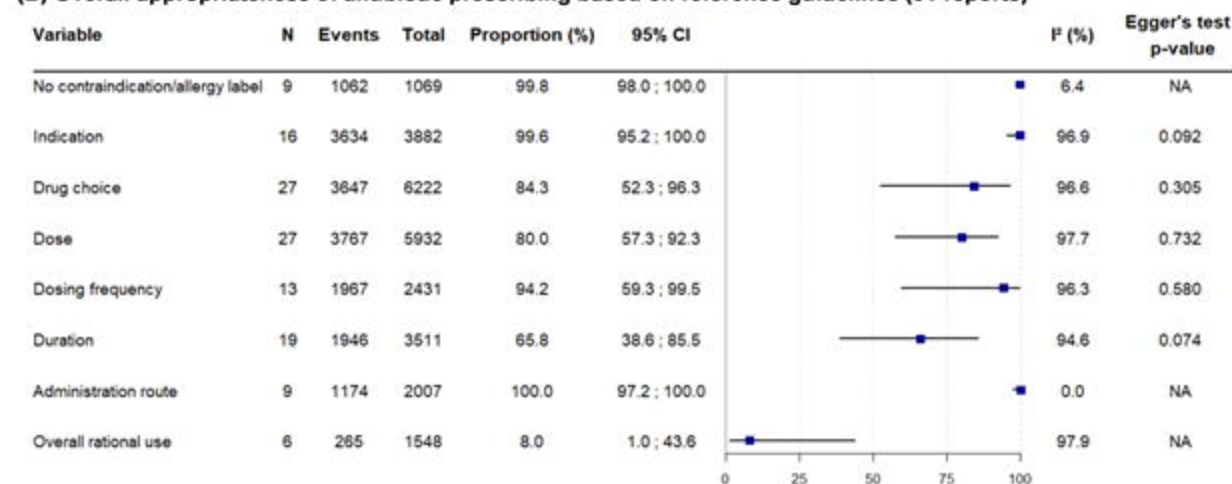
Abbreviations: CI, confidence interval; DDD, defined daily dose; NA, not applicable.

**Figure 4. Summary forest plot on prescribing appropriateness**

**(A) Overall appropriateness of antibiotic prescribing based on Gyssens method (18 reports)**



**(B) Overall appropriateness of antibiotic prescribing based on reference guidelines (31 reports)**



The figure summarizes 49 reports in the domain prescribing appropriateness based on Gyssens method (A) or references guidelines (B). Indicators (B) were reported by different numbers of studies. Egger's tests to assess publication bias in Gyssens method (A) could only be performed for the primary analysis. Abbreviations: CI, confidence interval; NA, not applicable.