

FULL TITLE

Virtual Assessment of Patients with Dry Eye Disease During the COVID-19 Pandemic: One clinician's experience

SHORT TITLE

Virtual Dry Eye Consultations During COVID-19

AUTHORS

Pierre Ibrahim¹, Caroline G. McKenna², Rookaya Mather³

¹Western University, London, ON, Canada

²BScH, Schulich School of Medicine and Dentistry, London, ON, Canada

³MD, FRCSC, Schulich School of Medicine and Dentistry, Department of Ophthalmology, London, ON, Canada

Keywords: Dry Eye Disease, COVID, virtual care, quality of life, patient adherence

Corresponding Author:

Caroline McKenna

cmckenna2023@meds.uwo.ca

1151 Richmond Street, London, Ontario, N6A 5C1

Schulich School of Medicine, Western University

Tel: 905-699-8307

ABSTRACT:

Objectives: To report on 1) the impact of DED on social, mental, and financial well-being, and 2) the use of virtual consultations to assess DED during the COVID-19 pandemic.

Design & Methods: An exploratory retrospective review of 35 charts. Telephone consultations for patients with DED conducted during the first lock-down period in Ontario in 2020 were reviewed.

Results: The most commonly reported DED symptoms were ocular dryness, visual disturbances, and burning sensation. The most common dry eye management practices were artificial tears, warm compresses, and omega-3 supplements. 20.0% of charts documented worsening of DED symptoms since the onset of the pandemic and 17.1% reported the lockdown had negatively affected their ability to perform DED management practices. 42.8% of patients reported an inability to enjoy their daily activities due to DED symptoms. 52.0% reported feeling either depressed, anxious, or both with 26.9% of patients accepting a referral to a social worker for counselling support. More than a quarter of the charts recorded financial challenges associated with the cost of therapy, and more than a fifth of patients reported that financial challenges were a direct barrier to accessing therapy.

Conclusions: Patients living with DED reported that their symptoms negatively affected their daily activities including mental health and financial challenges, that in turn impacted treatment practices. These challenges may have been exacerbated during the COVID-19 pandemic. Telephone consultations may be an effective modality to assess DED symptom severity, the impact of symptoms on daily functioning, and the need for counselling and support.

AUTHOR SUMMARY:

Dry Eye Disease occurs when your tears do not provide enough lubrication for your eyes, which can be caused by either decreased tear production, or by poor quality tears. This study reviewed 35 patient charts to examine 1) the impact of Dry Eye Disease on patients' well-being, and 2) the use of telephone appointments to assess Dry Eye Disease during the COVID-19 pandemic. Patients reported an inability to enjoy their daily activities due to symptoms of dry eye including burning sensation and blurred vision. Over half of patients reported mental health challenges. Over a quarter of patients reported that financial challenges prevented them from treating their Dry Eye Disease, such as affording eye drops, dietary supplements, and appointments to see their optometrist. These findings highlight that healthcare providers should considering quality of life, mental health, and financial challenges when

treating patients with Dry Eye Disease. Through the experience of an ophthalmologist who specializes in Dry Eye Disease, telephone appointments may be an effective way to assess Dry Eye Disease symptoms, the impact of symptoms on daily functioning, and the need for counselling and support.

INTRODUCTION:

Dry eye disease (DED) is a multifactorial disease of the ocular surface characterized by loss of homeostasis of the tear film. Tear film instability and hyperosmolarity leads to ocular surface inflammation and damage(1), resulting in symptoms including burning and gritty sensation, photophobia, foreign body sensation, excess tearing, visual disturbances, and difficulty performing visual tasks(2). DED is a chronic and incurable disease, affecting an estimated six million Canadian adults(3). DED is known to negatively affect quality of life, work productivity(4), sleep(5), emotional well-being(2,6,7), and other everyday activities(8). Moreover, the negative impact of DED on daily living has been associated with mental health challenges such as depression and anxiety(9).

The COVID-19 pandemic has affected access to healthcare in Canada with devastating effects on healthcare systems globally. Canada's pre-existing health care system was challenged with lengthy wait times(10) prior to the pandemic. Long wait times have been further exacerbated by the COVID-19 pandemic when lockdown periods resulted in cancelled or postponed appointments and delays in delivering care. In 2020, national wait times were longest for referral to ophthalmology compared to any other specialist referral with an average wait of 34.1 weeks(11).

Since the onset of the COVID-19 pandemic, many physicians have turned to virtual appointments as a solution in which physicians meet with patients via telemedicine modalities including phone and video chat. In Canada, virtual health care visits with primary care physicians and specialists jumped from 4% to 60% at the onset of the COVID-19 pandemic(10). There is existing literature presenting the use of virtual care for ophthalmic conditions such as glaucoma(12,13). During the Ontario COVID-19 lockdown period starting March 2020, non-urgent patient visits to the clinic were cancelled.

The objectives of this study are as follows: To report on 1) the impact of DED on patients' social, mental, and financial well-being during the COVID-19 pandemic and 2) the experience of using virtual consultations to assess patients with DED during the COVID-19 pandemic.

MATERIAL AND METHODS:

Study Design:

Retrospective chart-review study from one cornea specialist practice at the Ivey Eye Institute, Schulich School of Medicine, Western University, London, Ontario, Canada. Patients had been referred by their optometrist or ophthalmologist for evaluation of dry eye disease. Only patients with adequate visual acuity ($VA > 20/30$) and normal intraocular pressure ($IOP < 22\text{mmHg}$), as documented by referring eyecare providers, were selected for virtual consultations.

Consultations were provided virtually over the phone using a structured questionnaire based on questions routinely asked in-person, and using validated questionnaires that are typically self-administered by patients during in-person consultations. The virtual consultation was divided into two parts; the first part was administered by a clinical assistant to obtain medical and ocular histories, document symptoms, current treatment, and CDEA (Canadian Dry Eye Assessment) and DEQ-5 (Dry Eye Questionnaire-5) scores in the same way that an ophthalmic technician would gather this information in a clinic setting. The second part of the DED consultation was conducted by telephone with the cornea specialist.

In light of the many disruptions to daily routines during the lockdown period, such as increased screen time from working from home, patients were asked whether their DED symptoms had changed during the lockdown and whether the lockdown was affecting their ability to engage in DED self-care. Clinical information was extracted from the charts and documented into data collection sheet with responses to 39 questions (S1 Appendix).

Patient Population:

All patients were referred by a physician or optometrist with an established diagnosis of DED. Patients were selected for virtual care appointments based on normal intraocular pressure and visual acuity, as reported by the

referring physician or optometrist or ophthalmologist. A total of 35 patients had a virtual appointment booked. Six patients attended only the first part of the consultation. The data from first part of the consultation were included in the chart review.

Data Analysis:

Results are presented as a percentage of total responses collected for each question, as well as mean values of total responses. DED Management score (DEDM) is a composite score created to capture overall DED management practices using five indicators: use of artificial tears, use of tear gel, use of omega-3 supplements, use of warm compresses to the eyes, and use of eyelid cleansing. DEDM scores were tabulated by adding one point for each of the practices, leading to a scale from 0 to 5, where 5 indicates using all five management practices and 0 indicates using none the management practices. Spearman's Rho tests were used to compare percentage values. JASP (v0.14.1) was used to conduct statistical analysis and results were considered statistically significant if $P < 0.05$.

RESULTS:

Participant Demographics:

All charts ($n = 35$) recorded age, sex, general health history, including previously diagnosed Sjögren's syndrome, co-morbidities and systemic medications. All charts also documented ocular health history, dry eye history, ocular topical medications and other DED treatments, and frequency of optometric care. A total 35 patients completed the first part of the consultation interview with the clinical assistant. While not all patients answered every question, all completed questions were analyzed in the chart review as a proportion of those that did answer the question. On average, patients reported experiencing DED symptoms for 6.14 years prior to ophthalmology consultation and visiting their optometrist 1.61 times per year regarding DED (Table 1). A fifth of charts documented patients with a pre-existing diagnosis of Sjögren's syndrome. 78.13% of charts documented a DEQ-5 score equal to or greater than 12, suggesting Sjögren's related DED and warranting further work-up. 21.21% of charts documented severe DED symptoms and 48.48% had moderate DED symptoms according to CDEA scores equal to or greater than 31.

Table 1: Participant Demographics	N	% or Mean
Total participants	35	
Years living with DED symptoms (mean)		6.14 years

Visits to doctor for DED complaints yearly	35	
Mean		1.61 +/-1.37
More than once per year	14	40.00%
Previous Sjögren's diagnosis	35	
Yes	7	20%
No	28	80%
Dry Eye Questionnaire (DEQ-5) Score	32	
Mean		13.875
Sjogren's (DEQ-5 > 12)	25	78.13%
Canadian Dry Eye Assessment (CDEA) Score	33	
Mean		23.700
Mild (CDEA 5-20)	10	30.30%
Moderate (CDEA 21-30)	16	48.48%
Severe (CDEA 31-48)	7	21.21%

DED symptoms and management practices:

The three most bothersome DED symptoms were documented for each patient. Results are shown in Fig 1. The worst symptoms experienced were ocular dryness (37.14%), blurred/fluctuating vision (20.00%), and burning/stinging (14.29%).

The most common management practices among patients were artificial tear use (82.86%), warm compresses (71.43%), and omega-3 supplements (42.86%) (Table 2). However, among artificial tear users, 52.17% of charts documented the reported use to be less than three times per day. Among omega-3 users, 30.77% of charts documented taking less than the recommended daily dose of 2000 mg.

Table 2: DED Management Practices	N	% or Mean
Artificial tears	35	82.86%
Tear gel or ointment	35	34.29%
Eyelid cleansing daily	35	31.43%
Warm compresses	35	71.43%
Omega-3 supplements	35	42.86%
Mean amount taken per day (mg)		2215.71mg +/- 1001.41
% of patients taking omega-3 who take less than the recommended daily dose (< 2000mg)		30.77%
Most common usage frequency of artificial tears (per day)	29	
3 times	7	24.14%
2 times	5	17.24%
Occasional	4	13.79%
Most common brands of artificial tears used	29	
Systane	16	55.17%
Refresh	5	17.24%
Other	5	17.24%
Most common brands of ointment or gel used	11	
Systane	5	45.46%
Ocunox	2	18.18%

Other	2	18.18%
-------	---	--------

Spearman's Rho analysis revealed that there was no significant correlation between DEDM scores and DEQ-5 scores (Table 3). However, there were significant correlations between number of artificial tears used per day and DEQ-5 score ($P=0.009$), between number of artificial tears per day and DEDM scores ($P<0.001$), and between number of artificial tears used per day and number of visits to eyecare provider per year ($P=0.008$).

Table 3: Spearman's Rho Analysis

Variables	CDEA Score	DEQ-5 Score	DEDM Score	Number Of Visits Per Year	Years with Symptoms	Number of Artificial Tears Per Day
CDEA Score	-	-	-	-	-	-
DEQ-5 Score	Rho=0.527 $p=0.002^*$	-	-	-	-	-
DEDM Score	Rho=0.192 $p=0.285$	Rho=0.320 $p=0.070$	-	-	-	-
Number of Visits Per Year	Rho= 0.176 $p=0.327$	Rho= 0.122 $p= 0.499$	Rho= 0.221 $p= 0.217$	-	-	-
Years with Symptoms	Rho= 0.245 $p= 0.170$	Rho= 0.350 $p= 0.046$	Rho= 0.173 $p= 0.335$	Rho= -0.076 $p= 0.673$	-	-
Number of Artificial Tears Per Day	Rho= 0.183 $p= 0.309$	Rho= 0.449 $p= 0.009^*$	Rho= 0.704 $p= <0.001^*$	Rho= 0.453 $p= 0.008^*$	Rho= 0.110 $p= 0.542$	-

* indicates $P<0.05$

Impact of DED on daily activities, mental health, and finances:

42.80% of charts documented patients reporting an inability to enjoy their daily activities due to DED symptoms (Table 4). The top three activities impacted by DED were reading (30.43%), spending time at the computer or watching TV (26.08%), and driving (17.39%) (Fig 2). As part of routine DED consultations, patients were screened for mental health challenges and asked to comment on the severity of their challenges as well whether they wished

to be referred to social work team at the hospital for additional support. 48.00% of charts reviewed indicated no mental health difficulties. 52.00% of participants reported feeling either depressed, anxious, or both and 26.92% had accepted a referral to speak with a social worker when offered. More than a quarter of the charts documented patients reporting financial challenges associated with their DED. Similarly, more than a fifth of patients revealed that financial challenges were a barrier to accessing DED therapy.

Table 4: Effect of DED on mental, emotional, and financial well-being	N	% or Mean
Do your dry eye symptoms limit your ability to perform daily activities?	35	
Yes	15	42.86%
No	20	57.14%
Emotional hardship caused by dry eye (on scale of 1 to 5)	27	
1	16	59.26%
3	6	22.22%
2	4	14.81%
Feelings of depression or anxiety due to dry eye	25	
Depressed	6	24.00%
Anxious	4	16.00%
Both depressed and anxious	3	12.00%
Neither depressed or anxious	12	48.00%
Accepted referred to social worker for depression and/or anxiety	26	
Yes	7	26.92%
No	19	73.08%
Financial challenge of DED (on a scale of 1-5)	26	
1	19	73.08%
3	5	19.23%
4	2	7.69%
Cost of DED therapy as a deterrent of therapy	26	
Yes	6	23.08%
No	20	76.92%

Impact of COVID-19 lockdown on DED:

One fifth of charts documented worse DED symptoms during the lockdown period compared to prior to the lockdown period (Table 5). 17.14% of patients reported the lockdown negatively affected their ability to perform their DED self-care routine, 2.00% reported their self-care routine was better during the lockdown, and the remaining indicated no change.

Table 5: Impact COVID-19 on DED	N	%
Effect of COVID on DED symptoms	35	
Negative effect	7	20.0%
Positive effect	1	2.86%
No effect	27	77.14%
Effect of COVID on DED self-care routine	35	
Negative effect	6	17.14%

No effect	29	82.86%
Effect of COVID on time spent on computer or other screen	34	
More time spent	15	44.12%
Less time spent	19	55.88%

DISCUSSION:

In this study, telephone consultations provided clinically useful information, allowing the cornea specialist to assess and grade patients' current DED symptoms, impact on activities of daily living and mental health, and success in engaging in DED self-care activities. In addition, the virtual format allowed patients to disclose challenges requiring additional support to cope with DED. Virtual consultations identified patients warranting further investigations for Sjogren's disease. In terms of treatment, telephone consultations allowed for initiation of optimal DED management, and allowed for triaging patients for subsequent in-person assessment.

DED symptoms and self-care:

In this preliminary chart review, patients were referred to a cornea specialist after an average of 6 years of DED symptoms, and almost three quarters of patients had moderate or severe DED symptoms according to CDEA scores. The majority of patients reported using artificial tears and warm compresses, and less than half reported using omega-3 supplements. Among those who used artificial tears, many were using drops less than four times per day despite the severity of symptoms reported. Among those who took omega-3 supplements, approximately one third were taking less than the 2000 mg recommended daily dose. With the information obtained, patients were counselled regarding optimal DED self-management and educated regarding optimal follow-up and future treatment modalities.

The DEDM score is a novel parameter created to capture overall DED management practices employed by patients. This measure allows researchers to understand how many of the five main practices were employed, to get a sense of self-management in totality. The composite score is a novel way to assess the relationships between patient treatment behaviours/practices and disease severity.

A significant correlation was identified between the frequency of artificial tear use and DEQ-5 scores. This was expected as worse symptoms intuitively warrant more tear use per day. In addition, the frequency of artificial tear

use was correlated with overall DED management composite scores. Perhaps respondents who use tears more often are also more diligent about other elements of their DED self-care, or have the financial means to engage in more elements of self-care. The frequency of artificial tear use correlated with the number of eyecare visits per year, suggesting that more severe DED symptoms may lead to greater healthcare seeking behaviour. Financial means and/or insurance coverage allow patients to afford the cost of both artificial tears and additional eye care appointments. Moreover, seeing an optometrist more frequently may increase the likelihood of adherence to therapy.

DED and financial barriers to therapy:

Financial barriers associated with therapy may lead to poor adherence to DED self-care. Nearly a quarter of patients reported that the cost of dry eye therapy was a deterrent to therapy adherence. This is consistent with other studies that reported the cost of DED therapy represented an average annual out of pocket expense of \$1,089 CAD per year(14) and \$678-\$1,267 USD per year(15). Moreover, this study found patients to be underutilizing artificial tears and omega-3 supplements. Financial barriers promote rationing of artificial tears and other therapeutics, as reported by Michaelov *et al.* (14). In addition, financial struggles are likely underreported by patients to eye care providers as previous studies have shown that non-adherence to therapy due to financial reasons is often not disclosed by patients to their health care providers(14). Furthermore, the COVID-19 pandemic has resulted in financial stressors for a large proportion of the population, as reported in a study that found 40% of US adults experienced COVID-19-related financial stressors from March to August 2020(16).

In this study population, patients visited their optometrist an average of 1.61 times per year. Interestingly, there was no correlation between frequency of visits and symptom severity. For some patients, insurance coverage may limit visits to once per year. The lack of private insurance coverage may also be a financial barrier to care. Literature demonstrates that lack of government-insured optometric services was found to negatively impact patients' access to health care services, and ultimately vision health outcomes(17). However, these would be an important relationships to evaluate in a larger study sample.

DED and mental health:

In this study, over half of patients reported either anxiety, depression, or both, as a result of DED symptoms. This may be directly associated with symptoms of dry eye, or associated with difficulty performing daily activities due to DED symptoms. This is consistent with literature demonstrating the association between DED and mental health issues including anxiety and depression(6,18).

Over a quarter of patients accepted a referral to a social worker for support regarding living with DED. These findings highlight the importance of inquiring about mental health during DED appointments and may inform the rationale behind incorporating mental health screening into the standard of care for DED. This is essential given the high prevalence of mental health concerns among DED patients(4,7). Optometrists and ophthalmologists should not only prioritize inquiring about mental health, but also ensure they have the appropriate resources to provide to patients, such as a referral to a social worker, other mental health services, or to primary care providers.

Moreover, poor mental health may be exacerbated by the COVID-19 pandemic. There was a marked increase in the number of Canadians reporting ‘poor or fair’ mental health between March and May 2020, over half of which reported the decline in mental health was directly associated with lockdown measures that resulted in social isolation(19). In addition, the Canadian Mental Health Association reported Canadians were more likely to believe their mental health had worsened compared to physical health during the pandemic(20). While this study was not designed to evaluate an association or temporality between mental health, DED, and COVID-19, we acknowledge the possibility that there may be interactions between these variables.

DED symptoms and the COVID-19 pandemic:

One fifth of patients reported the pandemic made their DED symptoms worse, and 17% reported it negatively affected their ability to perform their DED self-care. Only 2% reported their symptoms improved. Nearly half of patients reported spending more time using screens, which may be contributing to the worsening symptoms.

Many non-essential medical visits and procedures were postponed due to provincial public health directives. In many cases, this resulted in a negative impact on health outcomes. Through virtual consultations, the patients in this study were assessed and counselled with respect to optimizing their DED self-care management. Despite the lack of

physical exam findings such as VA, IOP, and SLE, virtual appointments may serve as a valuable way to initiate management until in-person visits are possible. Moreover, telephone appointments constitute a form of virtual care that doesn't involve apps or video chat, making the modality user-friendly for both clinicians and patients. This achieves a similar goal as in person appointments when specialists provide counseling to patients and advice to referring providers.

Other forms of virtual care have been employed in ophthalmology. For example, in glaucoma virtual care, patients have been given handheld tonometers to measure IOP remotely to supplement video chat appointments(21). Others are using specialized video chat equipment to allow for improved visualization of the eye during virtual appointments. Recommendations for virtual care within the Canadian healthcare system include introducing education on telemedicine for medical students, and training in telemedicine for physicians with regards to delivery of virtual care, performing virtual patient examinations, and incorporating virtual care into their existing medical practices(22).

Limitations:

This study had a limited sample size due to the study objectives: to provide preliminary exploratory data to examine patient experience with DED during the COVID-19 pandemic, and report on the use of telephone consultations for DED referrals. Further studies are needed to better understand the effect of the COVID-19 pandemic on DED patients, as well as to evaluate the use of telephone, or other virtual care modalities, for DED consultations.

Secondly, there are limitations to the composite scoring used in data analysis to capture how many elements of self-care patients were engaging in. The composite score weighed each self-care practice equally and without regard for variation, for example using one drop of artificial tears per day versus four times per day. In addition, not all therapies, or frequencies of therapies, are necessarily equally effective.

Finally, there are limitations to the virtual care modality itself. There were communication challenges over the telephone with some patients. This was especially evident in elderly patients, patients who were hard of hearing, and patients with language barriers. With regards to ophthalmological considerations, physical exam parameters such as VA, IOP, and SLE are impossible to conduct virtually. Though the most recently documented VA and IOP values

were obtained from optometrist and ophthalmologist referral letters, the lack of contemporaneous VA, IOP, and SLEs may represent a limitation to care.

CONCLUSIONS:

Telephone consultations for patients with DED may be an effective way to assess dry eye disease symptom severity, the impact of symptoms on daily functioning, and the need for counselling and support. In this chart review, patients living with DED reported symptoms that negatively affected their daily activities including mental health and financial challenges, which in turn impact their ability to perform dry eye management activities. These challenges may have been exacerbated during the COVID-19 pandemic lockdown. Despite challenges and limitations, it is evident that simple virtual care via telephone will continue to play an integral role in DED care in the future.

S1 APPENDIX. Virtual Dry Eye Consultation during the COVID-19 Pandemic.

History of the Presenting Complaint

1. What are the 3 most troubling eye symptoms you are experiencing? (List most troubling symptom, second most troubling symptom, third most troubling symptom from the list below)
 - a. Dryness
 - b. Grittiness/Sandiness
 - c. Burning/stinging
 - d. Foreign body sensation
 - e. Photophobia/light sensitivity
 - f. Contact lens intolerance
 - g. Redness
 - h. Mucous discharge
 - i. Tearing/watering
 - j. Itching
 - k. Blurred/fluctuating vision
 - l. Other
2. How long have you had dry eye symptoms (years)?
3. How many times per year do you visit your eye doctor regarding your dry eye?
4. Do you experience blurred vision along with symptoms of dryness?
5. Have you been diagnosed with a condition called Sjogren's Syndrome?
6. Do you feel that your mouth is excessively dry?

Past Ocular Therapy

7. Do you use eye drops for your dry eye condition?
8. How often do you use your drops per day?
9. What brand of drops do you use?
 - a. Refresh
 - b. Systane

- c. Liposic
- d. Hydrasense
- e. Hylo
- f. Soothe
- g. Other
- 10. Do you use tear gel or ointments?
- 11. How often do you use tear gel or ointments per day?
- 12. What brand of tear gel or ointment do you use?
 - a. Refresh/Lacrilube
 - b. Ocunox
 - c. Systane
 - d. Liposic
 - e. Teargel
 - f. Other
- 13. Do you perform eyelid cleansing daily?
- 14. Do you use warm compresses on your eyelids?
- 15. Do you take omega-3 supplements daily?
- 16. How much omega-3 do you take daily (mg)?
- 17. Have you had a chance to read the Dry Eye information package we mailed out to you?
- 18. DEQ-5 score (/22)?
- 19. CDEA score (/48)?
- 20. How many hours per day do you use a computer or other electronic device?
- 21. Do you use a C-PAP machine?

Impact of DED Symptoms on Activities

- 22. Does your dry eye condition limit your ability to perform your daily activities?
- 23. List the top 3 activities you feel less able to enjoy or do because of your dry eye symptoms.
 - a. Driving
 - b. Spending time at the computer
 - c. Work-related activities such as missing work
 - d. Social activities
 - e. Watching TV
 - f. Going out in public like grocery shopping or to the mall
 - g. Outdoor activities such as walking, biking, playing soccer
 - h. Sleeping
 - i. Other
- 24. Please rate how financial challenges MAY affect your ability to take care of your eye condition on a scale from 1 to 5 {1 = no issues at all; 3 = I find artificial tears and supplements expensive but I do buy what I need; 4 = I find treatment expensive and can only afford some of what I need 5 = I cannot afford the treatment all}
- 25. Does the cost of dry eye therapy prevent or limit how well you are able to care for your eyes?
- 26. Please tell me about the effect Dry Eye has on your mental and emotional well-being {1 = no effect and 5 = severe effect}
- 27. Do you feel depressed and/or anxious due to your dry eye symptoms?
- 28. Would you like to talk to someone about how you are feeling? I can refer you to our social worker who has helped many people who are struggling to cope with their dry eye condition?
- 29. Do you feel the COVID-19 pandemic and shutdown period has had an effect on your Dry Eye symptoms? Better? Worse? No change?
 - a. If worse, why?
- 30. Did you spend more time using an electronic device?
- 31. Did the COVID pandemic/lockdown affect your ability to perform your regular Dry Eye self-care routine? If yes, how?

32. Has COVID pandemic affected how well you are coping with your dry eye condition? Better? Worse? No change?
a. If worse, in what way?

Past Ocular History

33. Do you have any other eye conditions such as glaucoma or macular degeneration?
34. Have you had any eye surgery in the past including laser vision correction?
35. What medical conditions do you have?
36. What prescription medications do you take?
37. Do you have any medication allergies?
38. Would you like us to email you additional information?
39. Do you smoke cigarettes?

FIGURES:

Fig 1a. DED symptoms rated as most bothersome.

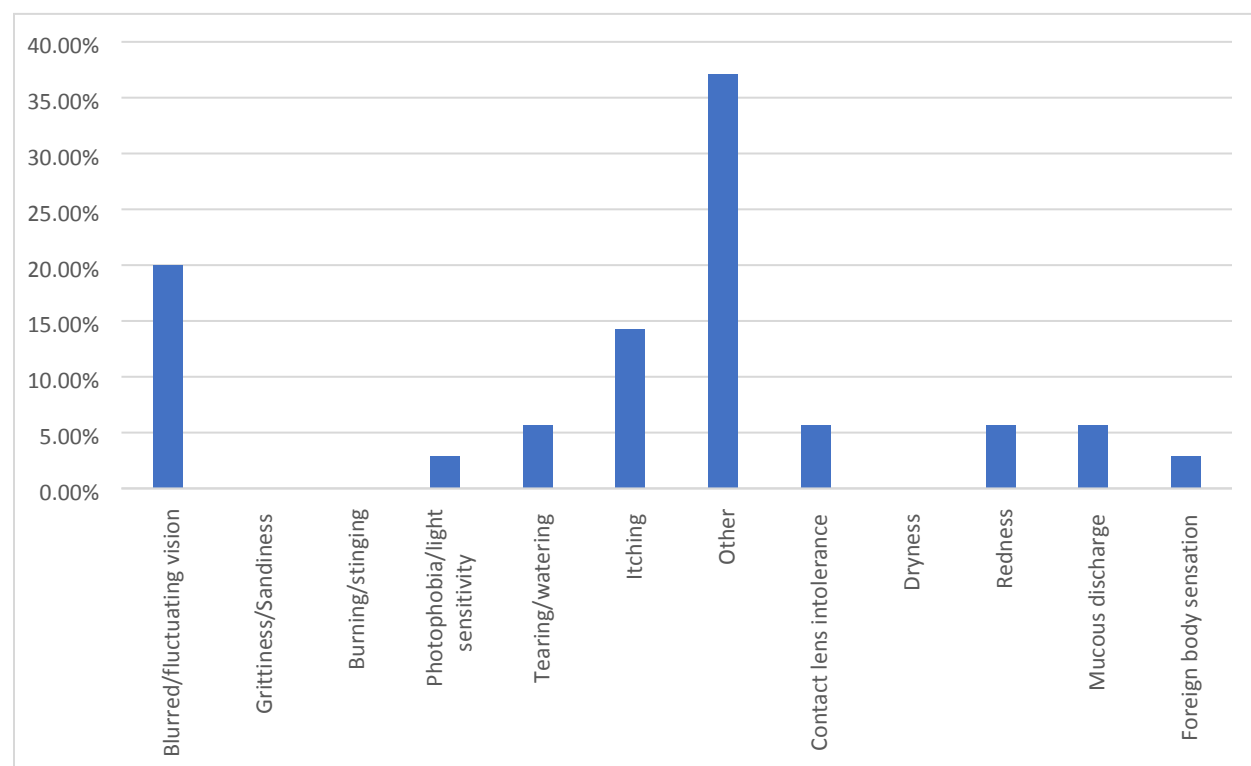


Fig 1b. DED symptoms rated as second most bothersome.

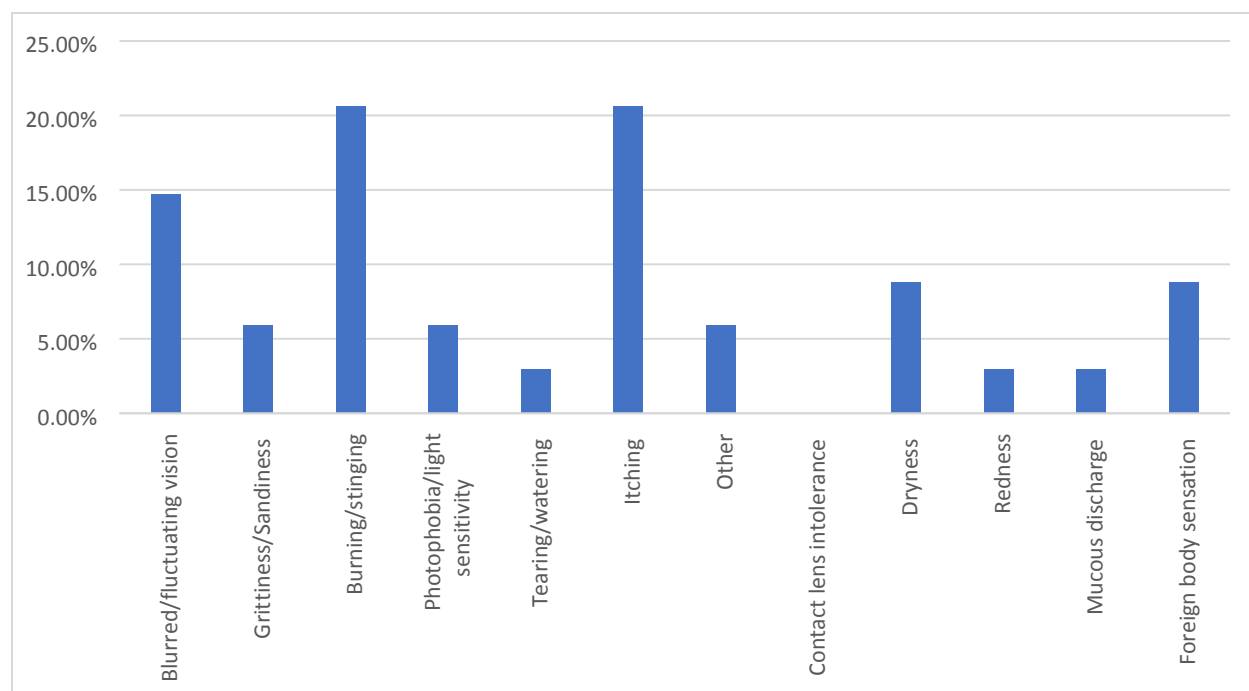


Fig 1c. DED symptoms rated as third most bothersome.

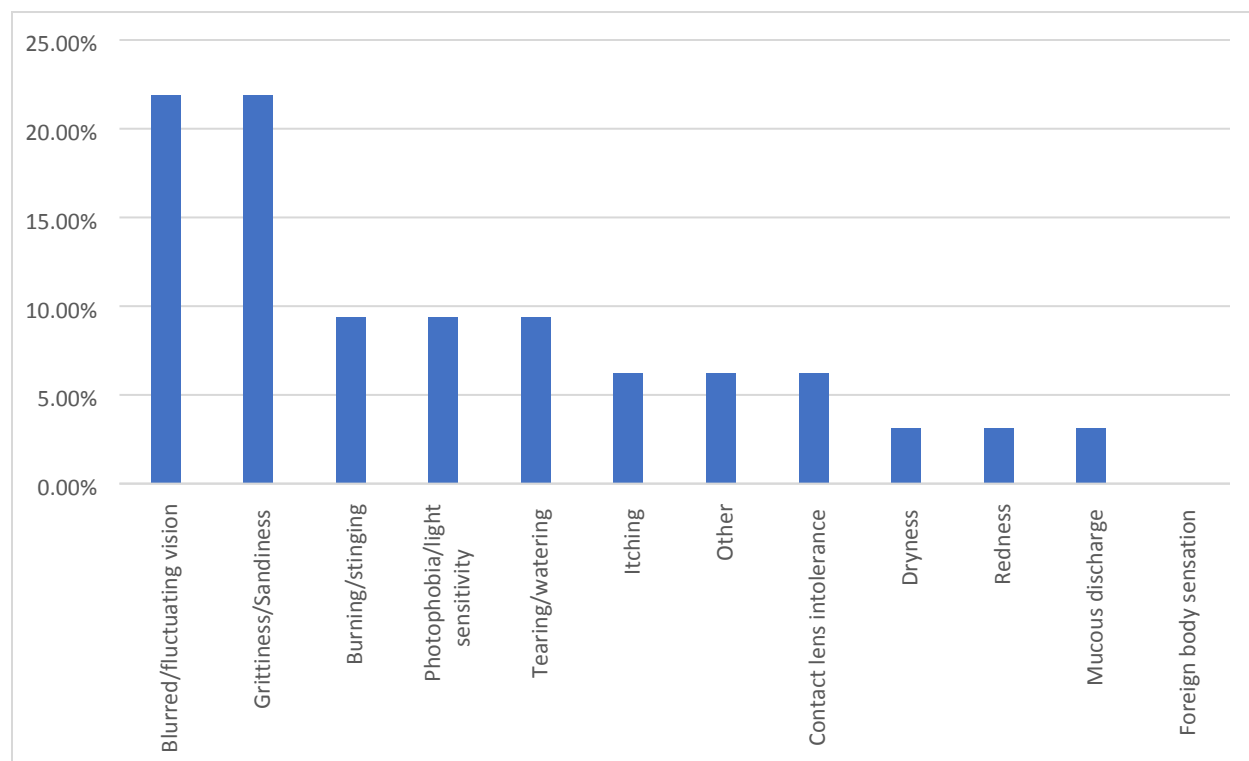


Fig 2a. Most commonly affected activities due to DED.

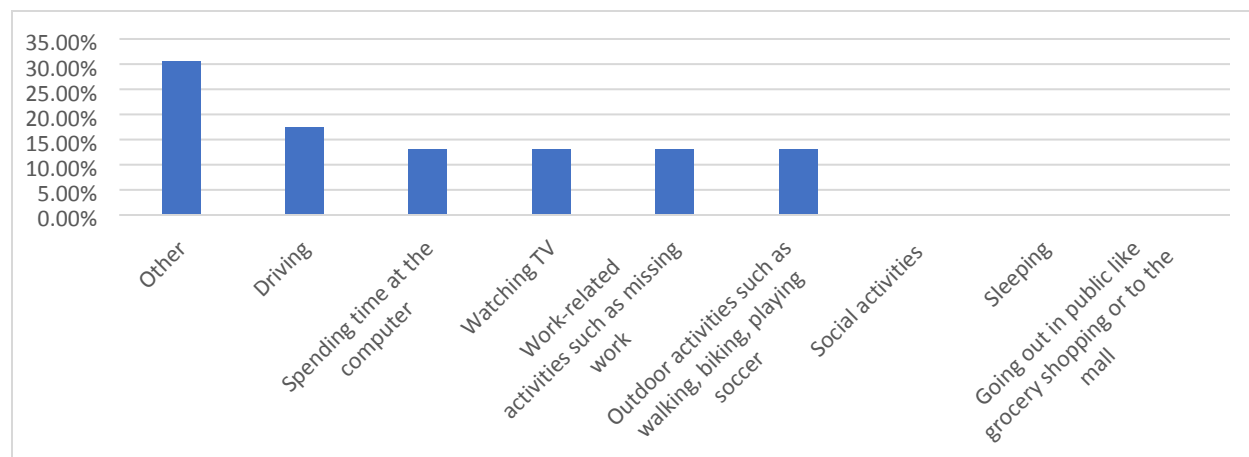


Fig 2b. Second most affected activities due to DED symptoms.

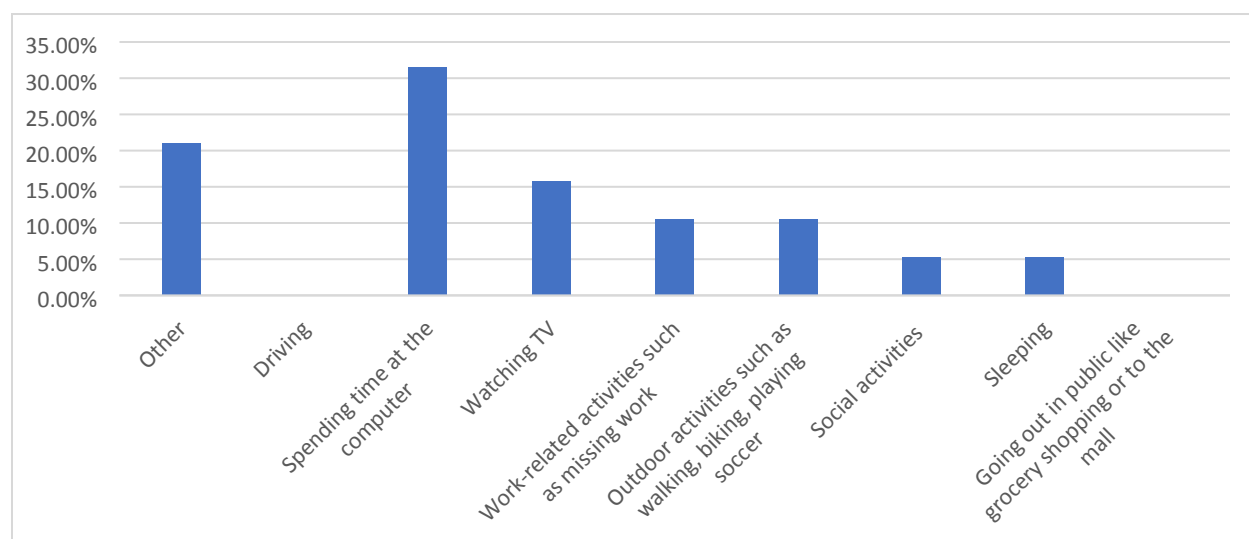
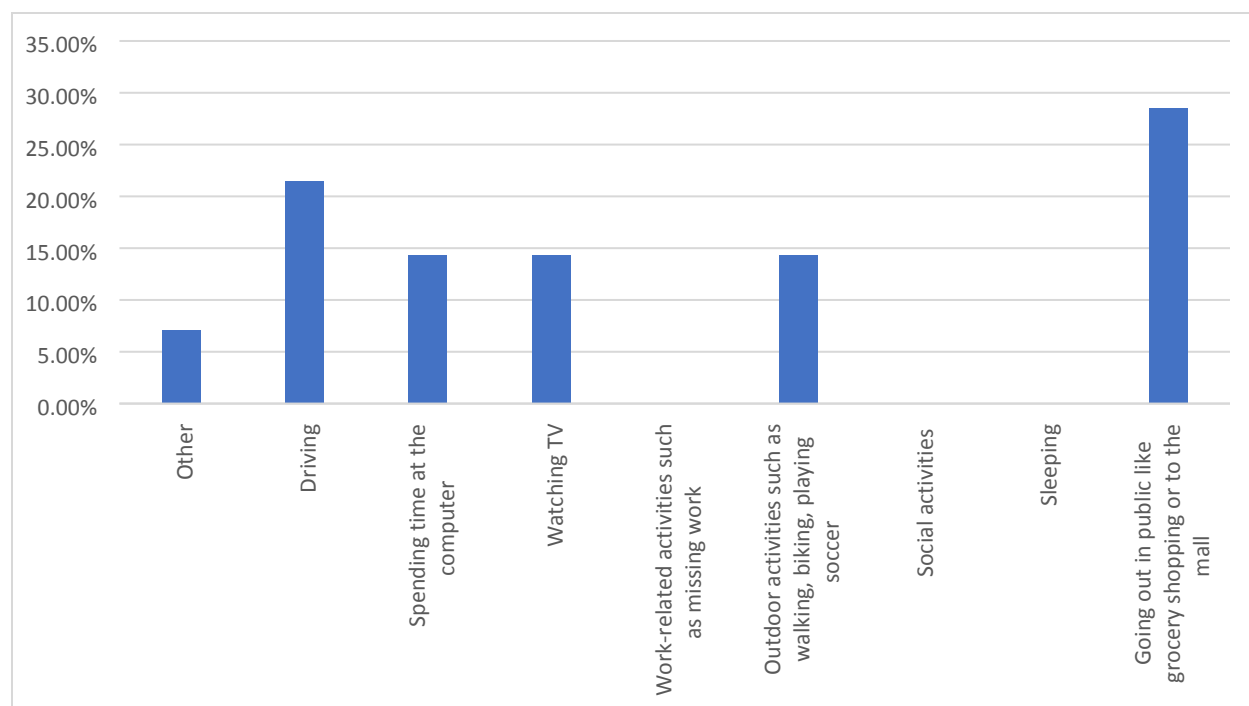


Fig 2c. Third most affected activities due to DED symptoms.



STATEMENTS:

Competing Interests: All authors certify that they have no affiliations with or involvement in any organization or entity with any financial interest or non-financial interest in the subject matter or materials discussed in this manuscript.

Funding: No funding was received to assist with the preparation of this manuscript.

Ethical Standards: The manuscript does not contain clinical studies or patient data.

Author Contributions: Conceptualization: Rookaya Mather; Methodology: Rookaya Mather; Formal analysis and investigation: Caroline McKenna, Pierre Ibrahim,; Writing - original draft preparation: Caroline McKenna, Pierre Ibrahim; Writing - review and editing: Rookaya Mather, Caroline McKenna, Pierre Ibrahim; Funding acquisition: N/A; Resources: Rookaya Mather; Supervision: Rookaya Mather

REFERENCES:

1. Craig JP, Nichols KK, Akpek EK, Caffery B, Dua HS, Joo CK, et al. TFOS DEWS II Definition and Classification Report. *Ocul Surf.* 2017;15(3):276–83.
2. Johnson ME. The association between symptoms of discomfort and signs in dry eye. *Ocul Surf.* 2009;7(4):199–211.
3. Caffery B, Srinivasan S, Reaume CJ, Fischer A, Cappadocia D, Siffel C, et al. Prevalence of dry eye disease in Ontario, Canada: A population-based survey. *Ocul Surf.* 2019;17(3):526–31.
4. Sivakumar G, Patel J, Ng G, Mather R, Malvankar M. Impact of dry eye disease on work performance and productivity: A systematic review and meta-analysis. In Quebec City: 2019 COS Annual Meeting; 2019. Available from: https://www.cos-sco.ca/quebec2019/wp-content/uploads/2019/05/Poster_Booklet2019.pdf

- 430 5. Au N, Mather R, To A, Malvankar-Mehta M. Sleep outcomes associated with dry eye disease: a systematic
431 review and meta-analysis. *Can J Ophthalmology*. 2019;54(2):180–9.
- 432 6. Miljanović B, Dana R, Sullivan DA, Schaumberg DA. Impact of Dry Eye Syndrome on Vision-Related
433 Quality of Life. *Am J Ophthalmol*. 2007;143(3):409–15.
- 434 7. Mertzanis P, Abetz L, Rajagopalan K, Espindle D, Chalmers R, Snyder C, et al. The relative burden of dry
435 eye in patients' lives: Comparisons to a U.S. normative sample. *Investig Ophthalmol Vis Sci*.
436 2005;46(1):46–50.
- 437 8. Saldanha I, Bunya V, McCoy S, Makara M, Baer A, Akpek E. Ocular Manifestations and Burden Related
438 To Sjögren's Syndrome: Results of a Patient Survey [published online ahead of print, 2020 Jun 19]. *Am J*
439 *Ophthalmol*.
- 440 9. McDonald M, Patel D, Keith M, Snedecor S. Economic and Humanistic Burden of Dry Eye Disease in
441 Europe, North America, and Asia: A Systematic Literature Review. *Ocul Surf*. 2016;14(2):144–67.
- 442 10. Canada Health Infoway. Canadians' Health Care Experiences During COVID-19 [Internet]. 2020. Available
443 from: [https://www.infoway-inforoute.ca/en/component/edocman/resources/reports/benefits-evaluation/3828-](https://www.infoway-inforoute.ca/en/component/edocman/resources/reports/benefits-evaluation/3828-canadians-health-care-experiences-during-covid-19)
444 [canadians-health-care-experiences-during-covid-19](https://www.infoway-inforoute.ca/en/component/edocman/resources/reports/benefits-evaluation/3828-canadians-health-care-experiences-during-covid-19)
- 445 11. Barua B, Moir M. Waiting Your Turn: Wait Times for Health Care in Canada, 2020 Report [Internet]. 2020.
446 Available from: <https://www.fraserinstitute.org/sites/default/files/waiting-your-turn-2020.pdf>
- 447 12. Saleem SM, Pasquale LR, Sidoti PA, Tsai JC. Virtual Ophthalmology: Telemedicine in a COVID-19 Era.
448 *Am J Ophthalmol*. 2020;216:237–42.
- 449 13. Bowe T, Hunter D, Mantagos I, Kazlas M, Jastrzemski B, Gaier E, et al. Virtual Visits in Ophthalmology:
450 Timely Advice for Implementation During the COVID-19 Public Health Crisis. *Telemed J E Heal*.
451 2020;26(9):1113–7.
- 452 14. Michaelov E, Mather R. Sjögren's Syndrome Associated Dry Eye: Patient Experience and Adherence to
453 Therapy. In: Canadian Ophthalmological Society Meeting. Quebec City;
- 454 15. Yu J, Asche C V., Fairchild CJ. The economic burden of dry eye disease in the United States: A decision
455 tree analysis. *Cornea*. 2011;30(4):379–87.
- 456 16. Ettman C, Abdalla S, Cohen G, Sampson L, Vivier P, Galea S. Low assets and financial stressors associated
457 with higher depression during COVID-19 in a nationally representative sample of US adults. *J Epidemiol*
458 *Community Heal*. 2020;
- 459 17. Jin YP, Wedge R, El-Defrawy S, Flanagan JG, Buys YM, Trope GE. Lack of government-funded
460 optometric services is associated with reduced utilization of eye care providers and increased utilization of
461 family doctors. In Toronto: CAHSPR Conference; 2014. Available from:
462 <https://pdfs.semanticscholar.org/1c8d/ef976cfaa7bcf6a482bb1c234411166a94ef.pdf>
- 463 18. McDonald M, Patel DA, Keith MS, Snedecor SJ. Economic and Humanistic Burden of Dry Eye Disease in
464 Europe, North America, and Asia: A Systematic Literature Review. *Ocul Surf*. 2016;14(2).
- 465 19. Statistics Canada. Mental Health of Canadians During the COVID-19 Pandemic. May 2020 and March and
466 April 2020. [Internet]. 2020. Available from: [https://www150.statcan.gc.ca/n1/pub/11-627-m/11-627-](https://www150.statcan.gc.ca/n1/pub/11-627-m/11-627-m2020039-eng.pdf)
467 [m2020039-eng.pdf](https://www150.statcan.gc.ca/n1/pub/11-627-m/11-627-m2020039-eng.pdf)
- 468 20. Canadian Mental Health Association. New data shows majority of Ontarians believe mental health crisis
469 will follow COVID-19 impact [Internet]. 2020 [cited 2021 Apr 14]. Available from:
470 [https://ontario.cmha.ca/news/new-datashows-majority-of-ontarians-believe-mental-health-crisis-will-follow-](https://ontario.cmha.ca/news/new-datashows-majority-of-ontarians-believe-mental-health-crisis-will-follow-covid-19-impact/)
471 [covid-19-impact/](https://ontario.cmha.ca/news/new-datashows-majority-of-ontarians-believe-mental-health-crisis-will-follow-covid-19-impact/)
- 472 21. Phu J, Masselos K, Kalloniatis M. Deployment of the Water Drinking Test and iCare HOME Phasing for
473 Intraocular Pressure Profiling in Glaucoma Evaluation. *Optom Vis Sci*. 2021;98(11):1321–31.

- 474 22. Kalavar M, Hua H-U, Sridhar J. Teleophthalmology: an essential tool in the era of the novel coronavirus
475 2019. Curr Opin Ophthalmol. 2020;31(5):366–73.

476

477

478

479

480

481

482