

1 **Pharmaceutical Payments to Japanese Board-Certified Infectious Disease**

2 **Specialists: A Four-year Retrospective Analysis of Payments from 92**

3 **Pharmaceutical Companies between 2016 and 2019**

4

5 **Authors:**

6 Anju Murayama^{1,2,*,†}; Sae Kamamoto^{1,3}; Kohki Yamada¹; Divya Bhandari, MSH¹; Iori

7 Shoji¹; Hanano Mamada¹; Moe Kawashima¹; Erika Yamashita¹; Hiroaki Saito, MD,

8 PhD⁴; Eiji Kusumi, MD⁵; Toyoaki Sawano, MD, PhD⁶; Binaya Sapkota⁷; Tetsuya

9 Tanimoto, MD^{1,8}; Akihiko Ozaki, MD, PhD^{1,9}

10

11 **Affiliations:**

12 ¹Medical Governance Research Institute, Minato-ku, Tokyo, Japan

13 ²Tohoku University School of Medicine, Sendai city, Miyagi, Japan

14 ³Hamamatsu University School of Medicine, Hamamatsu, Shizuoka, Japan

15 ⁴Department of Gastroenterology, Sendai Kosei Hospital, Sendai City, Miyagi, Japan

16 ⁵Navitas Clinic Shinjuku, Shinjuku-ku, Tokyo, Japan

17 ⁶Department of Surgery, Jyoban Hospital of Tokiwa Foundation, Iwaki City, Fukushima,

18 Japan

19 ⁷Nobel College Faculty of Health Sciences, affiliated to Pokhara University, Kathmandu,

20 Nepal

21 ⁸Department of Internal Medicine, Navitas Clinic, Tachikawa City, Tokyo, Japan

22 ⁹Department of Breast Surgery, Jyoban Hospital of Tokiwa Foundation, Iwaki City,

23 Fukushima, Japan

24

25 **Correspondence**

26 Anju Murayama

27 Medical Governance Research Institute, Minato-ku, Tokyo, 1087505, Japan

28 Telephone: 81-90-6321-6996

29 Email address: ange21tera@gmail.com

30

31 **Conflicts of interest:**

32 Dr. Saito received personal fees from TAIHO Pharmaceutical Co. Ltd outside the scope

33 of the submitted work. Dr. Kusumi received personal fees from Otsuka Pharmaceutical

34 outside the scope of the submitted work. Drs. Ozaki and Tanimoto received personal

35 fees from Medical Network Systems outside the scope of the submitted work. Dr.

36 Tanimoto also received personal fees from Bionics Co. Ltd, outside the scope of the

37 submitted work. Regarding non-financial conflicts of interest among the study authors,
38 all are engaged in ongoing research examining financial and non-financial conflicts of
39 interest among healthcare professionals and pharmaceutical companies in Japan.
40 Individually, Anju Murayama, Hiroaki Saito, Toyoaki Sawano, Tetsuya Tanimoto, and
41 Akihiko Ozaki have contributed to several published studies addressing conflicts of
42 interest and quality of evidence among clinical practice guideline authors in Japan and
43 the United States. The other authors have no example of conflicts of interest to disclose.

44

45 **Funding sources:**

46 This study was funded in part by the Medical Governance Research Institute. This non-
47 profit enterprise receives donations from Ain Pharmacies, Inc., a dispensing pharmacy,
48 other organizations, and private individuals. This study also received support from the
49 Tansa (formerly known as the Waseda Chronicle), an independent non-profit news
50 organization dedicated to investigative journalism. None of the entities providing
51 financial support for this study contributed to the design, execution, data analyses, or
52 interpretation of study findings and the drafting of this manuscript.

53

54

56 **Abstract**

57 **Objective**

58 Conflict of interest with pharmaceutical companies is one of the most contentious issues
59 in infectious diseases. However, there is a lack of whole picture of detailed payments in
60 Japan.

61

62 **Study Design and Setting**

63 This retrospective study assessed financial relationships between pharmaceutical
64 companies and all infectious disease specialists board-certified by the Japanese
65 Association for Infectious Disease, using publicly disclosed payment data from 92
66 pharmaceutical companies. Descriptive analyses were conducted for the payments.
67 Payment trends were examined by the generalized estimating equations.

68

69 **Results**

70 Of 1614 board-certified infection disease specialists, 1,055 (65.4%) received a total of
71 \$17,784,070 payments, corresponding to 21,680 cases between 2016 and 2019. The
72 mean±SD and median (interquartile range: IQR) were \$16,857±\$45,010 and \$3,183
73 (\$938–\$11,250) in payments. All board executive members of Japanese Association of

74 Infectious Disease received higher payments averaging \$163,792. There were no
 75 significant changes in payments per specialist (annual change rate: -1.4% [95% CI: -
 76 4.7%–2.3%], $p=0.48$) and prevalence of specialists with payments (annual change rate: -
 77 1.4% [95% CI: -3.1%–0.2%], $p=0.093$) over the four years.

78

79 **Conclusion**

80 There were substantial financial relationships between pharmaceutical companies and
 81 board-certified infectious disease specialists in Japan. Such personal payments must be
 82 restricted to a certain level to avoid potential conflict of interest.

83 **Keywords:**

84 Board-Certified Infectious Disease Specialists, Pharmaceutical payments, Physician

85 payment, conflicts of interest, Health policy, Japan

86

87 **Running title:** Pharmaceutical Payments to Japanese Board-Certified Infectious

88 Disease Specialists

89

90 **Word count:** Abstract 197 words, Main text 3432 words

91

92 **Main text**

93 **Introduction**

94 There has been an increasing concern on financial relationships between healthcare
95 professionals, healthcare organizations and pharmaceutical companies, which
96 sometimes become conflicts of interest (COI), because of its potential bias on healthcare.

97 In response to this concern, many countries have started requesting pharmaceutical
98 companies to disclose data on their donations and honoraria to healthcare professionals
99 and healthcare organizations.[1, 2] Consequently, previous studies utilizing these data
100 have demonstrated that there were substantial financial relationships between
101 pharmaceutical companies.[3-7]

102

103 Among several specialties, infectious disease is one where there is a greatest concern
104 about the influence from pharmaceutical companies. As in the case of Lyme disease
105 guideline issued by the Infectious Diseases Society of America (IDSA), the guideline
106 chair and authors manipulated the guideline recommendations and statements for the
107 benefits of testing and insurance companies, leading to inadmissible harms on the
108 patients in the US.[8]

109

110 In cases of Japan, 91.7% of authors of clinical guideline for methicillin-resistant
 111 *Staphylococcus aureus* issued by the Japanese Association for Infectious Diseases
 112 received an average of \$28,371 personal payments in 2016, and four pharmaceutical
 113 companies' employees were involved in the guideline development.[9] Moreover,
 114 during coronavirus disease 2019 (COVID-19) pandemic, substantial financial
 115 relationships were uncovered among healthcare professionals specialized in infectious
 116 diseases and pharmaceutical companies worldwide. However, the Japanese government
 117 COVID-19 advisory board members did not manage to disclose the detailed
 118 information on COI with pharmaceutical companies.[10] Although COI among
 119 influential infectious disease experts such as television commentators specialized in
 120 infectious diseases[11], guideline authors[7, 9], and government advisory members[10]
 121 were investigated, the whole picture of financial relationships with pharmaceutical
 122 companies remains to be elucidated. Since board-certified infectious disease specialists
 123 directly prescribe drugs for patients, it is crucial to understand financial relationships
 124 among pharmaceutical companies and those specialists.

125

126 This study aimed to elucidate the prevalence of board-certified infectious disease
 127 specialists receiving payment from pharmaceutical companies, the magnitude of the

128 payments, and payments trend over last few years in Japan.

129

130 **Methods**

131 *Study design and participants*

132 This study was a retrospective analysis evaluating financial relationships among all
133 board-certified infectious disease specialists and pharmaceutical companies in Japan.
134 All infectious disease specialists who were board-certified by the Japanese Association
135 for Infectious Disease (the Association hereafter) as of November 2021 were included in
136 this study. The Association is the largest and most prestigious professional medical
137 society for infectious diseases in Japan, which contributed to improve patient care by
138 promoting research and training physicians for infectious diseases in Japan since its
139 establishment in 1926. Also, the Association is the only organization in Japan that trains
140 and certifies infectious diseases specialists in the country.

141 As of November 2021, the Association required physicians to complete several
142 requirements to certificate them as infectious disease specialists, such as being a
143 specialist certified by at least one of the 19 major Japanese medical societies[12],
144 having completed at least six years of clinical practice training after having acquired a
145 medical license and at least three years of specialized training in infectious diseases at

146 an institution accredited by the Association, and having published at least one academic
147 article on a peer-review journal and at least two conference presentations as the first
148 author.

149

150 *Data collection*

151 Data concerning name and affiliations for all of those board-certified specialists were
152 extracted from the official webpage of the Association
153 (https://www.kansensho.or.jp/modules/senmoni/index.php?content_id=29) on
154 November 10, 2021. Also, the Association webpage provided us names of all executive
155 board members as of 2021. All drugs with additional or new indications for infectious
156 diseases between 2015 and 2019 were extracted from the database of the
157 Pharmaceuticals and Medical Devices Agency[13], the Japanese regulatory authority for
158 drugs and medical devices.

159

160 Payment data from 2016 to 2019 to all healthcare professionals and healthcare
161 organizations for lecturing, writing, and consulting were collected from all 92
162 pharmaceutical companies affiliated with Japan Pharmaceutical Manufacturers
163 Association (JPMA).[14-16] JPMA required that the member companies disclose only

164 the payment for lecturing, writing, and consulting on the individual basis. However,
165 payment categories such as meals, travel, and accommodations were not disclosed on
166 each individual specialist. Thus, we could only analyze personal payments concerning
167 lecturing, writing, and consulting.
168
169 Then, we stored all payment data collected from 92 companies into an excel file and
170 structured the searchable payment database. By searching for the specialist names in the
171 payment database, the payment data to the infectious disease specialists were extracted
172 from the payment database. The extracted data included recipient names, recipient
173 affiliations, monetary amount, number of payment cases, payment category, and name
174 of pharmaceutical company making the payment. To remove payment data of different
175 persons with duplicate names in the database, we checked and compared the affiliations,
176 affiliation address, and recipient specialties among the data from the Association and the
177 pharmaceutical companies. In cases where affiliation reported by the company differed
178 from the one reported by the Association, we manually googled the name of specialists
179 and collected other data from the official institutional webpages and other sources to
180 verify that they were the same person. The detailed process can be found in our
181 previously published papers.[5, 14-16]

182

183 *Data Analysis*

184 Descriptive analyses were performed for payment values and number of cases on
 185 individual specialist and pharmaceutical company levels. Average and median payments,
 186 cases, number of companies making payments per specialist were calculated based on
 187 the only specialists receiving payment in each year, as in other studies assessing
 188 pharmaceutical payments to physicians.[17-20] To compare the payments among the
 189 specialists with and without a leading role in the Association, the average mean and
 190 median payments were evaluated by the specialists with and without the executive
 191 board membership. The difference between two groups was assessed by the Mann-
 192 Whitney U test, as the payments data were not normally distributed.

193 The Gini index and the shares of the payment values held by the top 1%, 5%, 10%, and
 194 25% of the specialists were calculated to examine distribution and concentration of
 195 payments. The Gini index ranges from 0 to 1, and the greater the Gini index is, the
 196 greater the disparity in the distribution of payments on the specialist basis, as performed
 197 previously.[14, 21, 22] Also payment distributions were geographically examined on
 198 prefectures and regions, as there were differences in number of the specialists and the
 199 medical institutions accredited by the Association.

200 The population-averaged generalized estimating equations (GEE) were performed to
 201 evaluate the payment trends. As the payment distribution was highly skewed
 202 (Supplemental Material 1), negative binomial GEE model for the payment values per
 203 specialist, and linear GEE log-linked model with binomial distribution for the
 204 prevalence of specialists with payments were used. The year of payments was set as
 205 independent variable, and the payment values per specialist and proportion of
 206 physicians receiving payments were set as dependent variables. The average annual
 207 changes in independent variables, payment values per specialist and prevalence of
 208 specialists with one or more payments, were reported as a relative percentage. As
 209 several pharmaceutical companies among all 92 companies disaffiliated from the JPMA
 210 and newly joined the JPMA, there were 18 companies without payment data over the
 211 four years. Thus, the average and median payments for each year and the trend of
 212 payments were calculated based on payments from all 92 companies and 74 companies
 213 with payment data for the four years between 2016 and 2019, as previously described.[3,
 214 4, 23]

215 Finally, we assessed association between number of drugs with new or additional
 216 indications and (1) total payments and (2) number of specialists with payments on
 217 company level using the Spearman's correlation.

218 Japanese yen (¥) was converted into US dollars (\$) using 2019 average monthly
219 exchange rates of ¥109.0 per \$1. All analyses were conducted using Microsoft Excel,
220 version 16.0 (Microsoft Corp.) and Stata version 15 (StataCorp.).

221

222 **Ethical approval**

223 The Ethics Committee of the Medical Governance Research Institute approved this
224 study (approval number: MG2018-04-20200605; approval date: June 5, 2020). As this
225 study was a retrospective analysis of the publicly available information, informed
226 consent was waived by the Ethics Committee.

227

228 **Results**

229 We identified 1,614 infectious disease specialists certified by the Association as of
230 November 10, 2021. The Association stated that there were a total of 1,622 infectious
231 disease specialists in Japan, and therefore, names of eight specialists missing were not
232 disclosed on the webpage, as the specialists could have wished not to disclose their
233 names on the webpage.

234

235 ***Overview and Per-Specialist Payments***

236 Of 1,614 eligible board-certified infectious disease specialists, 1,055 (65.4%) received
 237 one or more payments, totaling \$17,784,070 corresponding to 21,680 payment counts
 238 between 2016 and 2019. Among 92 companies, 78 (84.8%) made at least one payment
 239 to the specialists over the four-year period. The average (standard deviation: SD) and
 240 median (interquartile range: IQR) were \$16,857 (\$45,010) and \$3,183 (\$938–\$11,250)
 241 in payments; 20.5 (41.6) and 6.0 (2.0–19.0) in payment cases; and 5.6 (5.2) and 4.0
 242 (2.0–8.0) in number of pharmaceutical companies per specialist. (Table 1)
 243
 244 Regarding the payment distribution, although 34.6% of specialists had no payments,
 245 5.1% and 2.7% received more than \$50,000 and \$100,000, respectively. The Gini index
 246 for the four-year cumulative payments per specialist was 0.86. Top 1%, 5%, 10% and
 247 25% of the specialists occupied 26.3% (95% confidence interval (CI): 21.4%–31.2%),
 248 61.5% (95% CI: 57.0%–65.9%), 77.2% (95% CI: 73.9%–80.4%), and 93.6% (95% CI:
 249 92.5%–94.7%) of total payments, respectively. (Supplemental Material 2) One
 250 specialist received a maximum of \$711,965 payments over the four-year from 21
 251 pharmaceutical companies.

252

253 Of 18 executive members of the Association as of November 2021, 17 (94.4%) had

254 certification of infectious disease specialists. All the 17 members with the specialist
 255 certification, including the current Association president, received more substantial
 256 payments averaging \$163,792 (SD: \$173,475; median: \$95,551; IQR:
 257 \$54,227–\$207,948) than the specialists without executive board membership ($p < 0.001$
 258 in Mann-Whitney U test) over the four-year.

259

260 ***Payment trend between 2016 and 2019***

261 The average annual payments per specialist ranged from \$5,775 (SD: \$13,410) in 2017
 262 to \$6,134 (SD: \$15,283) in 2016, and median payments were from \$1,430 (IQR:
 263 \$511–\$4,531) in 2017 to \$1,737 (IQR: \$642–\$5,286) in 2018. The payment values per
 264 specialist remained constant, with an average annual change of -1.2% (95% CI: -4.7%
 265 –2.3%, $p = 0.49$). The prevalence of specialists with payments decreased by -1.3% (95%
 266 CI: -2.9 –0.4, $p = 0.13$) in each year from 47.1% (760 out of 1614) in 2016 to 44.9%
 267 (724 out of 1614) in 2019, but were not statistically significant ($p = 0.12$).

268

269 Among 78 companies making payments, 10 companies were devoid of the four-year
 270 continuous payment data. Excluding payments from ten companies, the specialists
 271 received payments averaging from \$5,562 (SD: \$13,383) in 2017 to \$6,105 (SD:

272 \$13,312) in 2018. There were also no statistically significant annual changes in
273 payments per specialist (average annual change rate: -1.3% [95% CI: -4.7%–2.3%],
274 p=0.48) and prevalence of specialists with payments (average annual change rate: -1.4%
275 [95% CI: -3.1%–0.2%], p=0.093) between 2016 and 2019. (Table 2)

276

277 *Payment by pharmaceutical companies*

278 The top companies made 63.8% of the total payments, representing \$11,340,870 and
279 13,247 cases. (Figure 1) In company level analysis, the average and median number of
280 specialists with payments per company were 74.9 (SD: 98.8) and 27.0 (IQR: 5.0–113.0),
281 respectively. The average payments and number of cases per specialist were \$2,333
282 (SD: \$2,578) and 2.8 (SD: 1.9) cases, respectively. In short, each company made an
283 average of \$2,333 payments, entailing 2.8 cases per specialist, to 74.9 specialists in
284 average for the reimbursement of lecturing, consulting and writing.

285 MSD made the largest payments of \$2,493,244 to 460 (28.5%) specialists. Pfizer with
286 the second largest payments distributed a total of \$1,376,045 payments to 267 (16.5%)
287 infectious specialists. The average payments per specialist were the highest from
288 FujiFilm Toyama Chemical (\$7,269), followed by MSD (\$5,456), Pfizer (\$5,154),
289 Boehringer Ingelheim (\$5,002), and AstraZeneca (\$4,990). Payment categories by each

290 company were described in Supplemental Material 3. MSD also had the largest number
291 of drugs with new and additional indications (8 drugs), followed by Daiichi Sankyo
292 Company (5 drugs) and GlaxoSmithKline (5 drugs). (Supplemental Material 4) There
293 were moderately positive correlations between number of new or additional indications
294 and (1) total payments ($r(76)=0.46$, $p<0.001$) and (2) number of specialists with
295 payments ($r(76)=0.43$, $p<0.001$).

296

297 *Geographical payment distribution*

298 There were geographical differences in distribution of infectious disease specialists.
299 (Supplemental Material 5A and 5B) Number of infectious disease specialists per million
300 populations ranged from 0.8 in Iwate Prefecture to 47.9 in Nagasaki Prefecture, while
301 the average number of specialists per million was 12.7 in nationwide. There were
302 geographic differences in total and per-specialist payment distribution as well.
303 (Supplemental Material 5C and 5D) The average payment values per specialist were the
304 highest in Okayama Prefecture (\$21,750) and lowest in Ibaraki Prefecture (\$1,574).
305 In the analysis by region, the number of specialists per million populations ranged from
306 7.8 in the Hokkaido region (northernmost of Japan), and 8.7 in the Tohoku region
307 (northernmost of main Japanese islands) to 20.6 in the Kyusyu region (southernmost of

308 Japan). Meanwhile, the average payments per specialist were the highest in Tohoku
309 region (\$15,057), followed by Chugoku (the western part of main Japanese islands,
310 \$13,980) and Kyusyu regions (\$13,394).

311

312 **Discussion**

313 This study demonstrated that a total \$17,717,264 personal payments, equal to 1.8% of
314 all payments were distributed to the board-certified infectious disease specialists over
315 the period of four years in Japan. Among all Japanese board-certified infectious disease
316 specialists, 65.4% (1,055 out of 1,614) of the specialists received an average of \$16,794
317 and a median of \$3,183 personal payments from 78 pharmaceutical companies between
318 2016 and 2019. The payments per specialist and proportion of specialists with at least
319 one payment remained stable between 2016 and 2019.

320

321 First, this study found that there were substantial financial relationships among the
322 board-certified infectious disease specialists and pharmaceutical companies in Japan.

323 Although the prevalence of specialists with payments were similar to the previous
324 findings, ranging from 62.0% among hematologists to 70.6% among medical
325 oncologists[3, 4, 15, 23], payment values per specialist among the infectious disease

326 specialists (\$3,183 in median four-year combined payments and \$1,430–\$1,720 in
327 median single-year payments) were higher than all of the available evidence among
328 pediatric oncologists (\$2,961 in average)[23], pulmonologists (\$2,210 in median)[3],
329 hematologists (\$2,471 in median)[23], and medical oncologists (\$1,103 in one-year
330 median)[15] in Japan. Overall, compared to the previous studies, Japanese infectious
331 disease specialists have higher financial relationships with pharmaceutical companies.

332

333 Second, we found that the payment values and prevalence of specialists with payments
334 did not significantly change between 2016 and 2019. Kusumi et al. found that the
335 pharmaceutical companies increasingly prioritized the payments to hematologists in
336 Japan, with a 11.2% annual increase in payments per specialist.[4] Also, similar trends
337 were observed by Murayama et al. among Japanese pulmonologists, with 7.8% annual
338 increase in payments.[3] Our finding was different from these studies, indicating that
339 the financial relationships among infectious disease specialists and pharmaceutical
340 companies did not decline nor increase, but remained stable for the last four years.

341 Although we found that there were many drugs newly approved or gained additional
342 indications for infectious diseases, the Japanese government now recommends
343 physicians to refrain from using new antibiotics to prevent antimicrobial-resistant

344 bacteria. This trend in payments might be due to the demand for fewer use of new
345 antibiotics.

346

347 Furthermore, we found that vast majority of payments disproportionately concentrated
348 only on a small portion of the infectious disease specialists in Japan. Surprisingly, a
349 small portion of the specialists included authoritative specialists such as leaders of the
350 Association and other medical societies. For example, the specialist with the largest
351 payments (\$711,965) was in various authoritative positions such as a full professor at a
352 private medical university and a very influential television commentator for infectious
353 disease.[11] Also, he was the current executive member of the Association and other
354 medical societies.

355 The specialist with the second-largest payments (\$421,678) was also in authoritative
356 positions such as a full professor at a national university and an executive or council
357 member at several medical societies, including the Association, and the Japanese
358 Respiratory Society. He also served on public authorities as an author of the clinical
359 guidelines for COVID-19 issued by the Japanese Ministry of Health, Labor and
360 Welfare[7] and as a member of government scientific advisory committee.

361 The specialist with the fourth largest payments (\$318,565) was the former president of

362 the Association who served from 2017 to 2020. He was also a current executive member
363 of the Association and the deputy chairperson of the Japanese government COVID-19
364 scientific advisory board, but his COI was not publicly disclosed by neither the
365 Association nor the Japanese government.[10]

366

367 The receipt of substantial personal payments by executive members of medical societies
368 was widely prevalent in Japan and other countries such as the US. Saito et al. found that
369 86.9% of Japanese executive members received a median of \$7,486 personal payments
370 in 2016, and especially members specialized in internal medicine had higher financial
371 relationships with pharmaceutical companies.[24] Moynihan et al. elucidated that 72%
372 of the US influential medical society leaders had financial ties with pharmaceutical
373 companies,[25] and that 93% of the leaders of Infectious Diseases Society of America
374 received \$31,805 in median total payments for six years, where the payments were the
375 most prevalent of ten influential medical societies in the US.[25] Although we did not
376 evaluate financial relationships during the tenure of the board membership, our findings
377 indicated that the current board members of Japanese Association for Infectious
378 Diseases had much larger financial relationships with pharmaceutical companies over
379 the past several years, with 3.2 times higher median annual payments than those among

380 board members of other Japanese medical societies or at least 4.5 times higher median
381 annual payment values than that of the Infectious Diseases Society of America.
382
383 A number of studies have shown that financial relationships with pharmaceutical
384 companies influence physicians' behavior in prescribing drugs,[26-30] recommending
385 clinical guidelines,[5, 8, 31-33] and commenting on drugs in pharmaceutical advisory
386 committees.[34-37] Pharmaceutical companies sometimes spend more payments for
387 marketing less effective and less advantageous drugs[38, 39] but with more harms to
388 patients.[40, 41] Despite these influences, the trends of the physicians' acceptance of
389 personal payments from industries are still common[17, 42, 43] and are even increasing
390 in several specialties.[3, 4, 23, 44] More transparency is required to reduce the undue
391 influences of financial relationships with pharmaceutical companies on physician
392 behaviors and potentially patients care,[28, 45] to increase trust in healthcare, and to
393 provide patients with more information about their treatment.[46-49] However, there is
394 no consensus on how to manage the financial relationships, and how to increase
395 independency of healthcare professionals toward their primary interest of treating
396 patients based on their best knowledge and conscience.[50] Restriction of these personal
397 payments to the specialists to a certain degree would be a simple and reasonable

398 solution, but it is equally hard to implement by the professional medical societies when
399 many of the society board members and societies themselves are financially tied to
400 pharmaceutical companies. In the case of the Association, financial COIs self-declared
401 by the board members were not publicly disclosed, and there was no restriction of the
402 financial relationships among pharmaceutical companies and the board-certified
403 specialists as of now.

404

405 This analysis has few limitations. As we previously noted, our manual collection of
406 payment data from 92 pharmaceutical companies' webpages might have included
407 unavoidable human errors, despite our careful cross-checks to exclude duplicate
408 physicians from the data. Second, currently, pharmaceutical companies do not disclose
409 their payments concerning meals, beverages, accommodations, travel and stock
410 ownerships, according to the JPMA guidance. This could have underestimated the
411 extent and prevalence of overall financial relationships among the specialists and
412 industries. Third, the data disclosed by the Association and pharmaceutical companies
413 did not provide us many of detailed demographics of the specialists such as the
414 specialists' gender, affiliation characteristics, positions within their affiliations, and their
415 academic and clinical performances. Therefore, there would have been influence of

416 many unavoidable confounders on the personal payments at individual specialist level.
417 However, our robust statistical analysis with GEE modeling has helped nullify effects of
418 such confounders to some extent. Still, further studies should have elucidated the
419 relations among the specialists' characteristics and the personal payments. Finally, this
420 study was based on the open-access payment data and Japanese board-certified
421 infectious disease specialists. Thus, the payment magnitude and trend may not be
422 exactly replicable to other countries' specialists. However, this might serve as a pathway
423 for prospective researchers to explore the same in other countries as well.

424

425 **Conclusion**

426 The majority of the certified infectious disease specialists received substantial personal
427 payments for the reimbursements of lecturing, consulting and writing from the
428 pharmaceutical companies in Japan. These financial relationships with those companies
429 remained stable for the past four years in Japan. Furthermore, high ranked specialists
430 such as those in the executive board had stronger financial ties with the companies.
431 Such personal payments must be restricted to a certain level to avoid potential conflict
432 of interest.

433

434 **Acknowledgment**

435 The authors thank the Tansa (formerly known as Waseda Chronicle) for providing
436 payment data. Also, we appreciate Mr. Souto Nagano, an undergraduate student from
437 the Faculty of Letters, University of Tokyo; Mr. Kohki Yamada, a medical student at the
438 Osaka University School of Medicine; Mr. Takuto Sakaemura, an undergraduate student
439 from Faculty of Applied Science, Simon Fraser University; and Ms. Megumi Aizawa, a
440 graduate student from the Department of Industrial Engineering and Economics, School
441 of Engineering, Tokyo Institute of Technology, for their dedicated contributions on
442 collecting and cross-checking the payment data.

443

444 **References**

- 445 1. Agrawal S, Brennan N, Budetti P. The Sunshine Act--effects on physicians. *N Engl J Med* **2013**;
446 368(22): 2054-7.
- 447 2. Pham-Kanter G. Act II of the Sunshine Act. *PLoS Med* **2014**; 11(11): e1001754.
- 448 3. Murayama A, Hoshi M, Saito H, et al. Nature and Trends of Pharmaceutical Payments to Board
449 Certificated Respiratory Specialists in Japan between 2016 and 2019. *medRxiv* **2022**:
450 2022.01.16.22269188.
- 451 4. Kusumi E, Murayama A, Kamamoto S, et al. Pharmaceutical Payments to Japanese Certificated
452 Hematologists: A Retrospective Analysis of Personal Payments from Pharmaceutical Companies
453 between 2016 and 2019. *medRxiv* **2022**: 2022.01.17.22269284.
- 454 5. Murayama A, Kida F, Ozaki A, Saito H, Sawano T, Tanimoto T. Financial and Intellectual
455 Conflicts of Interest Among Japanese Clinical Practice Guidelines Authors for Allergic Rhinitis.
456 *Otolaryngol Head Neck Surg* **2021**; 0(0): 1945998211034724.
- 457 6. Kida F, Murayama A, Saito H, Ozaki A, Shimada Y, Tanimoto T. Pharmaceutical company
458 payments to authors of the Japanese Clinical Practice Guidelines for Hepatitis C treatment. *Liver*
459 *International* **2021**; 41(3): 464-9.

- 460 7. Hashimoto T, Murayama A, Mamada H, Saito H, Tanimoto T, Ozaki A. Evaluation of Financial
461 Conflicts of Interest and Drug Statements in the Coronavirus Disease 2019 Clinical Practice
462 Guideline in Japan. *Clin Microbiol Infect* **2021**.
- 463 8. Johnson L, Stricker RB. Attorney General forces Infectious Diseases Society of America to redo
464 Lyme guidelines due to flawed development process. *J Med Ethics* **2009**; 35(5): 283-8.
- 465 9. Saito H, Tani Y, Ozaki A, et al. Financial ties between authors of the clinical practice guidelines
466 and pharmaceutical companies: an example from Japan. *Clin Microbiol Infect* **2019**; 25(11):
467 1304-6.
- 468 10. Mamada H, Murayama A, Ozaki A, et al. Financial and Non-financial Conflicts of Interest
469 Among the Japanese Government Advisory Board Members Concerning Coronavirus Disease
470 2019. *medRxiv* **2021**.
- 471 11. Murayama A, Ozaki A, Saito H, Sawano T, Sah R, Tanimoto T. Coronavirus disease 2019
472 experts appearing on Japanese television: their characteristics and financial conflicts of interest
473 with pharmaceutical companies. *Clinical Microbiology and Infection* **2020**.
- 474 12. Koike S, Matsumoto M, Ide H, Kawaguchi H, Shimpo M, Yasunaga H. Internal medicine board
475 certification and career pathways in Japan. *BMC Medical Education* **2017**; 17(1): 83.
- 476 13. Pharmaceuticals and Medical Devices Agency. List of approved products. Available at:
477 <https://www.pmda.go.jp/english/review-services/reviews/approved-information/drugs/0002.html>.
478 Accessed February 24.
- 479 14. Murayama A, Ozaki A, Saito H, et al. Pharmaceutical company payments to dermatology
480 Clinical Practice Guideline authors in Japan. *PLoS One* **2020**; 15(10): e0239610.
- 481 15. Ozaki A, Saito H, Onoue Y, et al. Pharmaceutical payments to certified oncology specialists in
482 Japan in 2016: a retrospective observational cross-sectional analysis. *BMJ Open* **2019**; 9(9):
483 e028805.
- 484 16. Saito H, Ozaki A, Sawano T, Shimada Y, Tanimoto T. Evaluation of Pharmaceutical Company
485 Payments and Conflict of Interest Disclosures Among Oncology Clinical Practice Guideline
486 Authors in Japan. *JAMA Netw Open* **2019**; 2(4): e192834.
- 487 17. Tarras ES, Marshall DC, Rosenzweig K, Korenstein D, Chimonas S. Trends in Industry
488 Payments to Medical Oncologists in the United States Since the Inception of the Open Payments
489 Program, 2014 to 2019. *JAMA Oncology* **2021**; 7(3): 440-4.
- 490 18. Tringale KR, Marshall D, Mackey TK, Connor M, Murphy JD, Hattangadi-Gluth JA. Types and
491 Distribution of Payments From Industry to Physicians in 2015. *JAMA* **2017**; 317(17): 1774-84.
- 492 19. Tringale KR, Hattangadi-Gluth JA. Types and Distributions of Biomedical Industry Payments to
493 Men and Women Physicians by Specialty, 2015. *JAMA Intern Med* **2018**; 178(3): 421-3.
- 494 20. Feng H, Wu P, Leger M. Exploring the Industry-Dermatologist Financial Relationship: Insight
495 From the Open Payment Data. *JAMA Dermatol* **2016**; 152(12): 1307-13.

- 496 21. Yamamoto K, Murayama A, Ozaki A, Saito H, Sawano T, Tanimoto T. Financial conflicts of
497 interest between pharmaceutical companies and the authors of urology clinical practice
498 guidelines in Japan. *Int Urogynecol J* **2021**; 32(2): 443-51.
- 499 22. Ozieranski P, Csanadi M, Rickard E, Tchilingirian J, Mulinari S. Analysis of Pharmaceutical
500 Industry Payments to UK Health Care Organizations in 2015. *JAMA Netw Open* **2019**; 2(6):
501 e196253.
- 502 23. Kusumi E, Murayama A, Kamamoto S, et al. Pharmaceutical Payments to Japanese Certificated
503 Pediatric Hematologist/Oncologists: a cross-sectional analysis of personal payments from
504 pharmaceutical companies between 2016 and 2019. *Authorea Preprints* **2022**.
- 505 24. Saito H, Ozaki A, Kobayashi Y, Sawano T, Tanimoto T. Pharmaceutical Company Payments to
506 Executive Board Members of Professional Medical Associations in Japan. *JAMA Intern Med*
507 **2019**; 179(4): 578-80.
- 508 25. Moynihan R, Albarqouni L, Nangla C, Dunn AG, Lexchin J, Bero L. Financial ties between
509 leaders of influential US professional medical associations and industry: cross sectional study.
510 *BMJ* **2020**; 369: m1505.
- 511 26. Perlis RH, Perlis CS. Physician Payments from Industry Are Associated with Greater Medicare
512 Part D Prescribing Costs. *PLOS ONE* **2016**; 11(5): e0155474.
- 513 27. DeJong C, Aguilar T, Tseng C-W, Lin GA, Boscardin WJ, Dudley RA. Pharmaceutical Industry–
514 Sponsored Meals and Physician Prescribing Patterns for Medicare Beneficiaries. *JAMA Internal*
515 *Medicine* **2016**; 176(8): 1114-22.
- 516 28. Mitchell AP, Trivedi NU, Gennarelli RL, et al. Are Financial Payments From the Pharmaceutical
517 Industry Associated With Physician Prescribing? : A Systematic Review. *Ann Intern Med* **2020**.
- 518 29. Goupil B, Balusson F, Naudet F, et al. Association between gifts from pharmaceutical companies
519 to French general practitioners and their drug prescribing patterns in 2016: retrospective study
520 using the French Transparency in Healthcare and National Health Data System databases. *BMJ*
521 **2019**; 367: l6015.
- 522 30. Inoue K, Figueroa JF, DeJong C, et al. Association Between Industry Marketing Payments and
523 Prescriptions for PCSK9 (Proprotein Convertase Subtilisin/Kexin Type 9) Inhibitors in the
524 United States. *Circulation: Cardiovascular Quality and Outcomes* **2021**; 14(5): e007521.
- 525 31. Nejstgaard CH, Bero L, Hrobjartsson A, et al. Association between conflicts of interest and
526 favourable recommendations in clinical guidelines, advisory committee reports, opinion pieces,
527 and narrative reviews: systematic review. *BMJ* **2020**; 371: m4234.
- 528 32. Coyne DW. Influence of Industry on Renal Guideline Development. *Clinical Journal of the*
529 *American Society of Nephrology* **2007**; 2(1): 3-7.
- 530 33. Steinbrook R. Guidance for guidelines. *N Engl J Med* **2007**; 356(4): 331-3.
- 531 34. Arthur W, Austin J, Wayant C, Vassar M. Association of Conflicts of Interest for Public Speakers

- 532 for the Peripheral and Central Nervous System Drugs Advisory Committee of the US Food and
- 533 Drug Administration With Their Statements. *JAMA Neurology* **2019**; 76(3): 368-9.
- 534 35. Bickford T, Kinder N, Arthur W, Wayant C, Vassar M. The Potential Effects of Financial
- 535 Conflicts of Interest of Speakers at the US Food and Drug Administration's Pulmonary-Allergy
- 536 Drug Advisory Committee Meetings. *Chest* **2021**; 159(6): 2399-401.
- 537 36. Johnson BS, Roberts W, Riddle J, Wayant C, Scott J, Vassar M. Potential Financial Bias From
- 538 Speakers at US Food and Drug Administration's Bone, Reproductive, and Urologic Drugs
- 539 Advisory Committee Meetings. *Urology* **2020**; 137: 1-6.
- 540 37. Cooper CM, Jellison S, Vassar M. Characteristics of Open Public Hearing Speakers of the
- 541 Tobacco Products Scientific Advisory Committee meetings. *Tob Prev Cessat* **2018**; 4: 35-.
- 542 38. Greenway T, Ross JS. US drug marketing: how does promotion correspond with health value?
- 543 *Bmj* **2017**; 357: j1855.
- 544 39. Lexchin J. The relation between promotional spending on drugs and their therapeutic gain: a
- 545 cohort analysis. *CMAJ Open* **2017**; 5(3): E724-e8.
- 546 40. Eichacker PQ, Natanson C, Danner RL. Surviving Sepsis — Practice Guidelines, Marketing
- 547 Campaigns, and Eli Lilly. *New England Journal of Medicine* **2006**; 355(16): 1640-2.
- 548 41. Mitchell AP, Winn AN, Dusetzina SB. Pharmaceutical Industry Payments and Oncologists'
- 549 Selection of Targeted Cancer Therapies in Medicare Beneficiaries. *JAMA Intern Med* **2018**;
- 550 178(6): 854-6.
- 551 42. Marshall DC, Tarras ES, Rosenzweig K, Korenstein D, Chimonas S. Trends in Industry
- 552 Payments to Physicians in the United States From 2014 to 2018. *JAMA* **2020**; 324(17): 1785-8.
- 553 43. Ahlawat A, Narayanaswami P. Financial relationships between neurologists and industry.
- 554 *Neurology* **2019**; 92(21): 1006.
- 555 44. Putman MS, Goldsher JE, Crowson CS, Duarte-García A. Industry Payments to Practicing US
- 556 Rheumatologists, 2014–2019. *Arthritis & Rheumatology* **2021**; 73(11): 2138-44.
- 557 45. Ozaki A, Murayama A, Saito H, et al. Transparency Is Not Enough: How Can We Improve the
- 558 Management of Financial Conflicts of Interest Between Pharma and Healthcare Sectors? *Clin*
- 559 *Pharmacol Ther* **2020**.
- 560 46. Kanter GP, Carpenter D, Lehmann LS, Mello MM. US Nationwide Disclosure of Industry
- 561 Payments and Public Trust in Physicians. *JAMA Network Open* **2019**; 2(4): e191947-e.
- 562 47. Lopez J, Naved BA, Pradeep T, et al. What Do Plastic Surgery Patients Think of Financial
- 563 Conflicts of Interest and the Sunshine Act? *Annals of Plastic Surgery* **2019**; 82(6): 597-603.
- 564 48. Kanter GP, Carpenter D, Lehmann L, Mello MM. Effect of the public disclosure of industry
- 565 payments information on patients: results from a population-based natural experiment. *BMJ*
- 566 *Open* **2019**; 9(2): e024020.
- 567 49. Stein GE, Kamler JJ, Chang JS. Ophthalmology Patient Perceptions of Open Payments

568 Information. JAMA Ophthalmology **2018**; 136(12): 1375-81.
569 50. Moynihan R, Bero L, Hill S, et al. Pathways to independence: towards producing and using
570 trustworthy evidence. BMJ **2019**; 367: 16576.
571
572
573

Table 1. Summary of personal payments from Japanese pharmaceutical companies to infectious disease specialists certified by the Japanese Association for Infectious Disease between 2016 and 2019

Variables	
Total	
Payment values, US\$	17,784,070
Cases, n	21,680
Companies, n	78
Average per specialist (SD)	
Payment values, US\$	16,857 (45,010)
Cases, n	20.5 (41.6)
Companies, n	5.6 (5.2)
Median per specialist (IQR)	
Payment values, US\$	3,183 (938–11,250)
Cases, n	6.0 (2.0–19.0)
Companies, n	4.0 (2.0–8.0)
Range	
Payment values, US\$	31–711,965
Cases, n	1.0–538.0
Companies, n	1.0–29.0
Physicians with specific payments, n (%)	
Any payments	1,055 (65.4)
Payments >US\$500	930 (57.6)
Payments >US\$1,000	776 (48.1%)
Payments >US\$5,000	419 (26.0)
Payments >US\$10,000	290 (18.0)
Payments >US\$50,000	82 (5.1)
Payments >US\$100,000	43 (2.7)
Gini index	0.857
Category of payments	
Lecturing	
Payment value, US\$ (%)	14,607,478 (82.1)
Cases, n (%)	18,078 (83.1)
Consulting	
Payment value, US\$ (%)	1,981,003 (11.1)
Cases, n (%)	2,122 (9.8)
Writing	
Payment value, US\$ (%)	797,929 (4.5)
Cases, n (%)	1,086 (5.0)
Other	
Payment value, US\$ (%)	397,659 (2.2)
Cases, n (%)	459 (2.1)

Table 2. Trends of personal payments from Japanese pharmaceutical companies to infectious disease specialists certified by the Japanese Association for Infectious Disease between 2016 and 2019

Variables	2016	2017	2018	2019	Average yearly change (95%CI), %	p-value	Combined total
All pharmaceutical companies							
Total payments , US\$	4,662,217	4,215,566	4,538,520	4,367,767	□	□	17,78,4070
Average payments (SD), US\$	6,134 (15,283)	5,775 (13,410)	6,108 (13,324)	6,033 (11,837)	-1.2 (-4.7□2.3)	0.49	16,857 (45,010)
Median payments (IQR), US\$	1,604 (511-□4,646)	1,430 (511-□4,531)	1,737 (642-□5,286)	1,554 (662-□5,258)			3,183 (938□11,250)
Payment range, US\$	92□216,035	92□160,610	95□190,726	31□144,593	□	□	31□711,965
Physicians with specific payments, n (%)							
Any payments	760 (47.1%)	730 (45.2%)	743 (46.0%)	724 (44.9%)	-1.3 (-2.9□0.4)	0.13	1,055 (65.4%)
Payments >US\$500	612 (37.9%)	594 (36.8%)	628 (38.9%)	616 (38.2%)	0.8 (-1.1□2.6)	0.43	930 (57.6%)
Payments >US\$1,000	482 (29.9%)	436 (27.0%)	485 (30.0%)	453 (28.1%)	-0.8 (-2.9%□1.3)	0.45	776 (48.1%)
Payments >US\$5,000	175 (10.8%)	178 (11.0%)	193(12.0%)	187 (11.6%)	2.8 (-0.8□6.5)	0.13	419 (26.0%)
Payments >US\$10,000	106 (6.6%)	94 (5.8%)	113 (7.0%)	103 (6.4%)	1.0 (-3.6□5.7)	0.68	290 (18.0%)
Payments >US\$50,000	16 (1.0%)	14 (0.9%)	17 (1.1%)	14 (0.9%)	-1.9 (-15.9□14.3)	0.80	82 (5.1%)
Payments >US\$100,000	4 (0.2%)	3 (0.2%)	1 (0.1%)	2 (0.1%)	-28.3 (-52.4□8.1)	0.11	43 (2.7%)
Gini index	0.878	0.881	0.870	0.876	□	□	0.860
Pharmaceutical companies with four-year payment data^a							
Total payments , US\$	4,597,653	4,205,920	4,492,988	4,314,421	□	□	17,610,982
Average payments (SD), US\$	6,074 (15,169)	5,562 (13,383)	6,105 (13,312)	5,992 (12,825)	-1.3 (-4.7□2.3)	0.48	16,788 (44,820)
Median payments (IQR), US\$	1,603 (511-□4,642)	1,430 (511-□4,525)	1,737 (613-□5,280)	1,552 (662-□5,258)			3,183 (920□11,238)
Payment range, US\$	92□215,089	92□160,610	92□190,726	31□143,571	□	□	31□709,997
Physicians with specific payments, n (%)							
Any payments	757 (46.9)	730 (45.3)	736 (45.6)	720 (44.6)	-1.4 (-3.1□0.2)	0.093	1,049 (65.0)
Payments >US\$500	609 (37.7)	593 (36.7)	620 (38.4)	610 (37.8)	0.5 (-1.4□2.4)	0.60	927 (57.4)
Payments >US\$1,000	478 (29.6)	436 (27.0)	481 (29.8)	452 (28.0)	-0.7 (-2.8□1.4)	0.51	768 (47.6)
Payments >US\$5,000	172 (10.7)	179 (11.1)	191 (11.8)	186 (11.5)	3.1 (-0.6□6.8)	0.10	415 (25.7)
Payments >US\$10,000	106 (6.6)	94 (5.8)	112 (7.1)	103 (6.4)	0.9 (-3.7□5.6)	0.71	289 (17.9)
Payments >US\$50,000	14 (0.9)	14 (0.9)	17 (1.1)	14 (0.9)	0.0 (-13.7□15.9)	1.0	82 (5.1)

Payments >US\$100,000	4 (0.2)	3 (0.2)	1 (0.1)	2 (0.1)	-28.3 (-52.4□8.1)	0.11	42 (2.6)
Gini index	0.879	0.881	0.871	0.876	□	□	0.860
IQR:	interquartile	range;	SD:	standard	deviation		

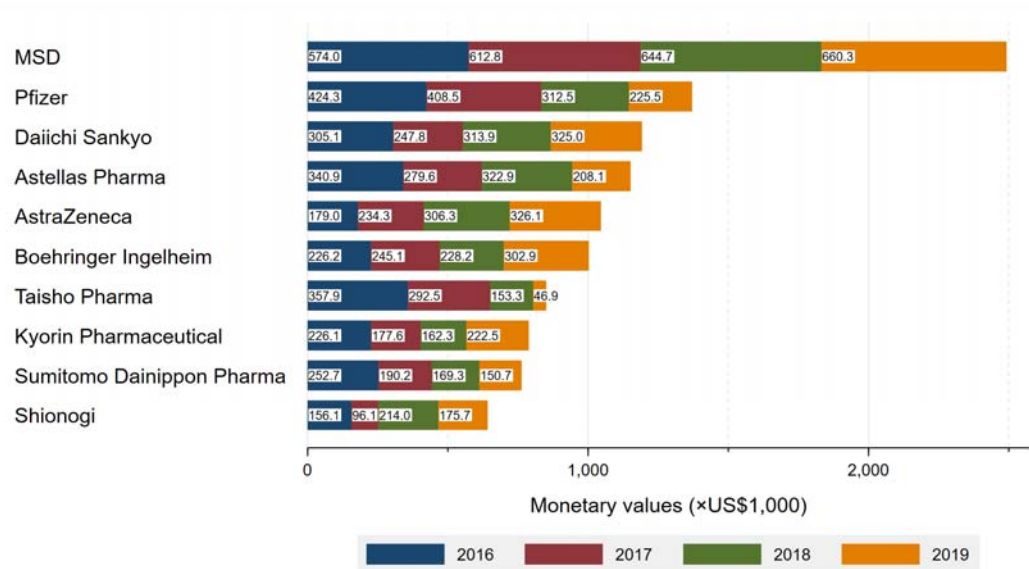
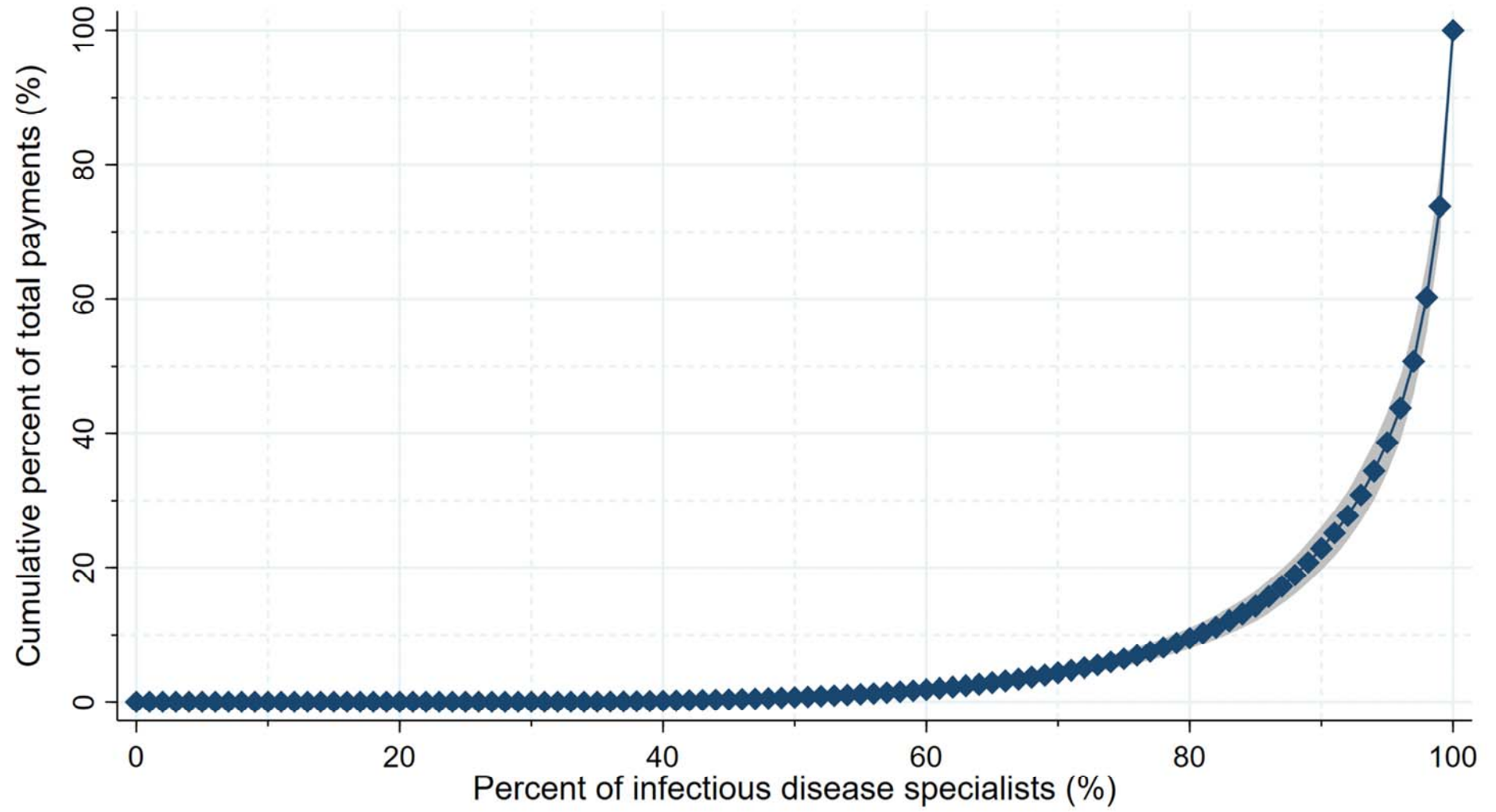


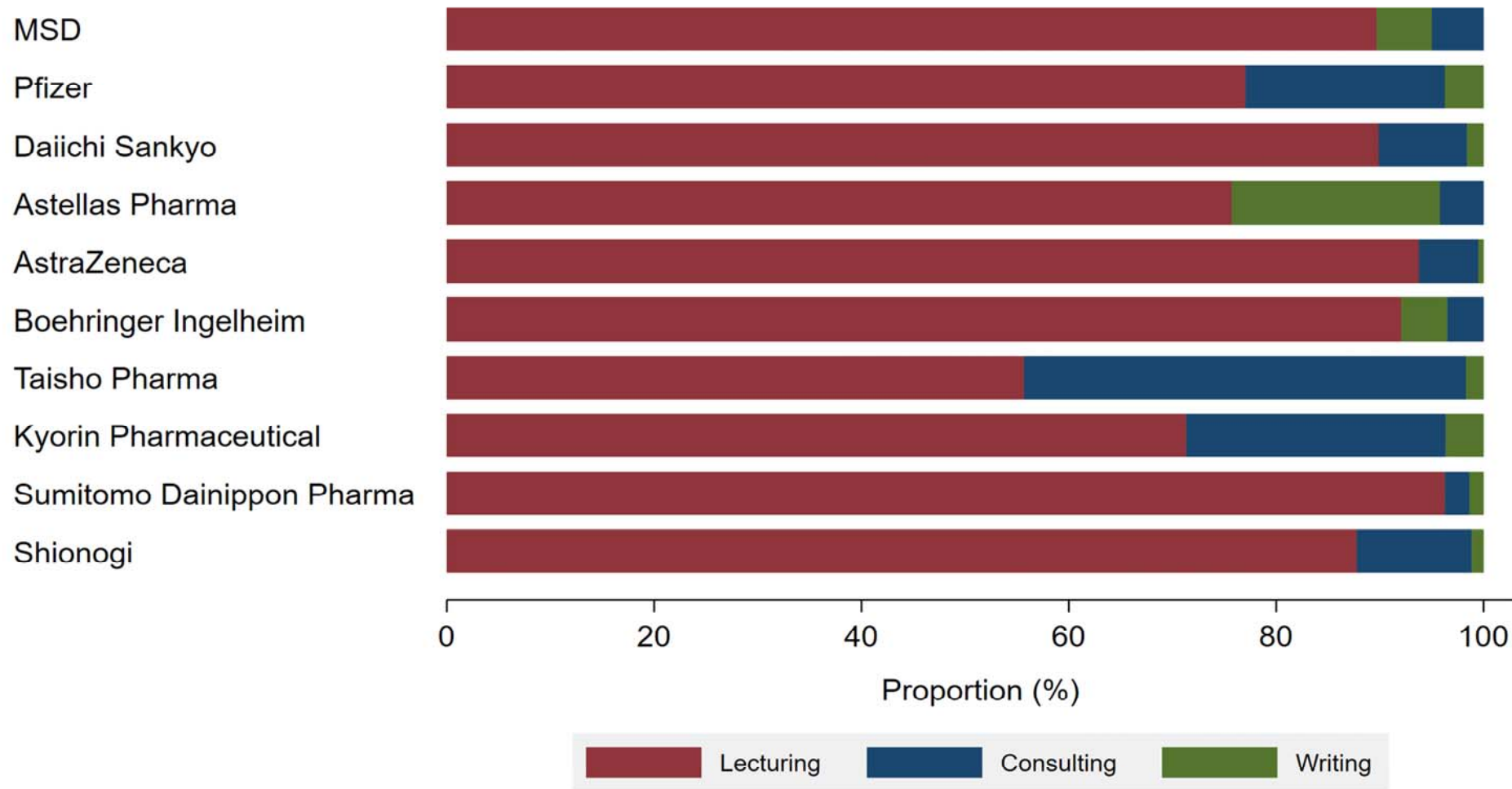
Figure 1. Total payment by company

The figure consists of four subplots arranged in a 2x2 grid, each representing a different payment year: 2016, 2017, 2018, and 2019. The y-axis for all plots is 'Number of infectious disease specialists' ranging from 0 to 350. The x-axis is 'Monetary values (×US\$1,000)' ranging from 0 to 200. Each plot shows a histogram of monetary values. The distributions are highly right-skewed, with a very high frequency of specialists receiving low monetary values (below 50,000 US dollars) and a long tail extending towards higher values. The peak frequency for each year is approximately 300-350 specialists at the lowest monetary value bin.

Supplemental Material 2. Payment concentration



Supplemental Material 3. Payment category by company



Supplemental Material 4. New and additional indications for infectious diseases in Japan between 2015 and 2019

Brand name	Name	Pharmaceutical companies	Approval date	Price per drug unit, US\$*	Indication	Category
ZERBAXA	Ceftolozane sulfate/Tazobactam sodium	Manufacturer and distributor: MSD K. K	December 20, 2019	\$59 (1.5g/bottle)	Treatment of sepsis and pneumonia caused by Serratia and Hemophilus influenza	Additional indication
LASVIC	Lascufloxacin hydrochloride	Manufacturer and distributor: Kyorin Pharmaceuticals	September 20, 2019	\$3 (75mg/pill) \$37 (150mg/ intravenous infusion kit)	Treatment of laryngopharyngitis, tonsillitis, acute bronchitis, pneumonia, secondary infection of chronic respiratory disease, otitis media and sinusitis	New approval
MAVIRET	Glecaprevir hydrate/Pibrentasvir	Manufacturer and distributor: AbbVie GK	August 22, 2019	\$168/pill	Improvement of viremia in patients with chronic hepatitis C or compensated cirrhosis type C	Additional indication
AZIMYCIN	Azithromycin hydrate	Manufacturer and distributor: Senju Pharmaceuticals Distributor: Takeda Pharmaceutical	June 18, 2019	\$3 (1% 1ml eye-drops)	Treatment of conjunctivitis, blepharitis, hordeolum and dacryocystitis	New approval
SYMTUZA	Darunavir ethanolate/Cobicistat /Emtricitabine/Tenofovir alafenamide fumarate	Manufacturer and distributor: Janssen Pharmaceutical K. K	June 18, 2019	\$44/pill	Treatment of HIV-1 infection	New approval
INAVIR	Laninamivir octanoate hydrate	Manufacturer and distributor: Daiichi Sankyo	June 18, 2019	\$20 (20mg/inhalation kit) \$39 (160mg/bottle)	Treatment of influenza A or B virus infection	New approval
GENVOYA	Elvitegravir/Cobicistat /Emtricitabine/Tenofovir alafenamide fumarate	Manufacturer and distributor: Gilead Sciences	May 22, 2019	\$65/pill	Treatment of HIV-1 infection	Additional indication
BIKTARVY	Bictegravir sodium/ Emtricitabine/Tenofovir alafenamide fumarate	Manufacturer and distributor: Gilead Sciences	March 26, 2019	\$65/pill	Treatment of HIV-1 infection	New approval
ZERBAXA	Ceftolozane sulfate/Tazobactam sodium	Manufacturer and distributor: MSD K. K	January 8, 2019	\$59 (1.5g/bottle)	Treatment of cystitis, pyelonephritis, peritonitis, intra-abdominal abscess, cholecystitis and liver abscess	New approval
EPCLUSA	Sofosbuvir/Velpatasvir	Manufacturer and distributor: Gilead Sciences	January 8, 2019	\$562/pill	Improvement of viremia in patients with chronic hepatitis C or compensated cirrhosis type C who have previously been treated. Improvement of viremia in patients with decompensated cirrhosis type C	New approval
REBETROL	Ribavirin	Manufacturer and distributor: ViiV Healthcare Distributor: GlaxoSmithKline K. K Promotional partner: Shionogi	January 8, 2019	\$4 (200mg)	Improvement of viremia in patients with chronic hepatitis C or compensated cirrhosis type C who have previously been treated	Additional indication
JULUCA	Dolutegravir sodium/Rilpivirine hydrochloride	Manufacturer and distributor: ViiV Healthcare	November 26, 2018	\$50/pill	Treatment of HIV-1 infection	New approval

ODEFSEY	Rilpivirine hydrochloride /Emtricitabine/Tenofovir alafenamide fumarate	Distributor: GlaxoSmithKline K. K Manufacturer and distributor: Janssen Pharmaceutical K. K	August 21, 2018	\$56/pill	Treatment of HIV-1 infection	New approval
ISENTRESS	Raltegravir potassium	Manufacturer and distributor: MSD K. K	May 14, 2018	\$15 (400mg/pill) \$15 (600mg/pill)	Treatment of HIV infection	New approval
KAKETSUKEN	Emulsion-adjuvanted cell-culture derived influenza HA vaccine (H5N1)	Manufacturer and distributor: The Chemo-Sero-Therapeutic Research Institute	March 23, 2018	NA	Prevention of pandemic influenza (H5N1)	Additional indication
KAKETSUKEN	Emulsion-adjuvanted cell-culture derived influenza HA vaccine (prototype)	Manufacturer and distributor: The Chemo-Sero-Therapeutic Research Institute	March 23, 2018	NA	Prevention of pandemic influenza	Additional indication
XOFLUZA	Baloxavir marboxil	Manufacturer and distributor: Shionogi	February 23, 2018	\$14 (10mg/pill) \$22 (20mg/pill)	Treatment of influenza A or B virus infections	New approval
HARVONI	Ledipasvir acetate/Sofosbuvir	Manufacturer and distributor: Gilead Sciences	February 16, 2018	\$509/pill	Improvement of viremia in patients with chronic hepatitis C or compensated cirrhosis type C in serogroup 2	Additional indication
ZINPLAVA	Bezlotoxumab	Manufacturer and distributor: MSD K. K	September 27, 2017	\$3081 (625mg/25ml bottle)	Prevention of recurrent Clostridium difficile infection	New approval
MAVIRET	Glecaprevir hydrate/ Pibrentasvir	Manufacturer and distributor: AbbVie GK	September 27, 2017	\$168/pill	Improvement of viremia in patients with chronic hepatitis C or compensated cirrhosis type C	New approval
TAMIFLU	Oseltamivir phosphate	Manufacturer and distributor: Chugai Pharmaceutical	March 24, 2017	\$2 (75mg/pill) \$2 (3%/g dry syrup)	Treatment of influenza A or B virus infection	Additional indication
SOVALDI	Sofosbuvir	Manufacturer and distributor: Gilead Sciences	March 24, 2017	\$395 (400mg/pill)	Improvement of viremia in patients with chronic hepatitis C or compensated cirrhosis type C in neither Serogroup 1 (genotype 1) nor Serogroup 2 (genotype 2)	Additional indication
REBETOL	Ribavirin	Manufacturer and distributor: MSD K. K	March 24, 2017	\$4 (200mg/pill)	Improvement of viremia in patients with chronic hepatitis C or compensated cirrhosis type C in neither Serogroup 1 (genotype 1) nor Serogroup 2 (genotype 2)	Additional indication
OZEX	Tosufloxacin tosilate hydrate	Manufacturer and distributor: Fujifilm Toyama Chemical	March 2, 2017	\$1.1 (60mg/pill) \$0.5 (75mg/pill) \$0.6 (150mg/pill) \$1.2 (0.3%/ml eye-drops)	Treatment of mycoplasma pneumonia caused by Mycoplasma pneumoniae	Additional indication
RIAMET	Artemether/Lumefantrine	Manufacturer and distributor: Novartis Pharma K. K	December 19, 2016	\$2/pill	Treatment of malaria	New approval
VAXEM HIB	Hemophilus influenzae type b vaccine adsorbed	Manufacturer and distributor: Takeda Pharmaceutical	December 19, 2016	NA	Prophylaxis of Hemophilus influenzae type b infections	Additional indication
XIMENCY	Daclatasvir hydrochloride/ Asunaprevir/Beclabuvir hydrochloride	Manufacturer and distributor: Bristol Myers Squibb	December 19, 2016	\$99/pill	Improvement of viremia in patients with chronic hepatitis C or compensated cirrhosis type C in serogroup 1 (genotype 1)	New approval

DESCOVY	Emtricitabine/ Tenofovir alafenamide fumarate	Manufacturer and distributor: Gilead Sciences	December 9, 2016	\$26/pill (LT) \$37/pill (HT)	Treatment of HIV-1 infection	New approval
PREZCOBIX	Darunavir ethanolate/ Cobicistat	Manufacturer and distributor: Janssen Pharmaceutical K. K	November 22, 2016	\$19	Treatment of HIV infection	New approval
ERELSA	Elbasvir	Manufacturer and distributor: MSD K. K	September 28, 2016	\$223 (50mg/pill)	Improvement of viremia in patients with chronic hepatitis C or compensated cirrhosis type C in serogroup 1 (genotype 1)	New approval
VIEKIRAX	Ombitasvir hydrate/ Paritaprevir hydrate/ Ritonavir	Manufacturer and distributor: AbbVie GK	September 28, 2016	\$204/pill	Improvement of viremia in patients with chronic hepatitis C in serogroup 2 (genotype 2)	Additional indication
GRAZYNA	Grazoprevir hydrate	Manufacturer and distributor: MSD K. K	September 28, 2016	\$80 (50mg/pill)	Improvement of viremia in patients with chronic hepatitis C or compensated cirrhosis type C in serogroup 1 (genotype 1)	New approval
REBETOL	Ribavirin	Manufacturer and distributor: MSD K. K	September 28, 2016	\$4 (200mg/capsule)	Improvement of viremia in patients with chronic hepatitis C in serogroup 2	Additional indication
INAVIR	Laninamivir octanoate hydrate	Manufacturer and distributor: Daiichi Sankyo	August 26, 2016	\$20 (20mg/inhalation kit) \$39 (160mg/bottle)	Prophylaxis of influenza A or B virus infections	Additional indication
GENVOYA	Elvitegravir/Cobicistat/ Emtricitabine/Tenofovir alafenamide fumarate	Manufacturer and distributor: Gilead Sciences	June 17, 2016	\$65/pill	Treatment of HIV-1 infection	New approval
MALARONE	Atovaquone/Proguanil hydrochloride	Manufacturer and distributor: GlaxoSmithKline K. K	March 28, 2016	\$5/pill (adult) \$2/pill (children)	Treatment and prevention of malaria	Additional indication
PRIMAQUINE	Primaquine phosphate	Manufacturer and distributor: Sanofi S.A.	March 28, 2016	\$21 (15mg/pill)	Treatment of malaria caused by Plasmodium vivax and P. ovale	New approval
BIKEN	Freeze-dried live attenuated varicella vaccine	Manufacturer and distributor: The Research Foundation for Microbial Diseases of Osaka University Distributor: Mitsubishi Tanabe Pharma Corporation	March 18, 2016	NA	Prevention of herpes zoster in individuals 50 years of age and older	Additional indication
KITASATO DAIICHI SANKYO	Adsorbed cell culture-derived influenza vaccine (H5N1)	Manufacturer and distributor: Daiichi Sankyo Distributor: Kitasato Pharmaceutical Industry	March 18, 2016	NA	Prevention of pandemic influenza (H5N1)	Additional indication
TRIBIK	Adsorbed diphtheria-purified pertussis-tetanus combined vaccine	Manufacturer and distributor: The Research Foundation for Microbial Diseases of Osaka University Distributor: Mitsubishi Tanabe Pharma Corporation	February 29, 2016	NA	Prevention of pertussis, diphtheria and tetanus	Additional indication
VAXEM HIB	Hemophilus influenzae type b	Manufacturer and distributor:	January 22,	NA	Prophylaxis of Hemophilus influenzae type b	New approval

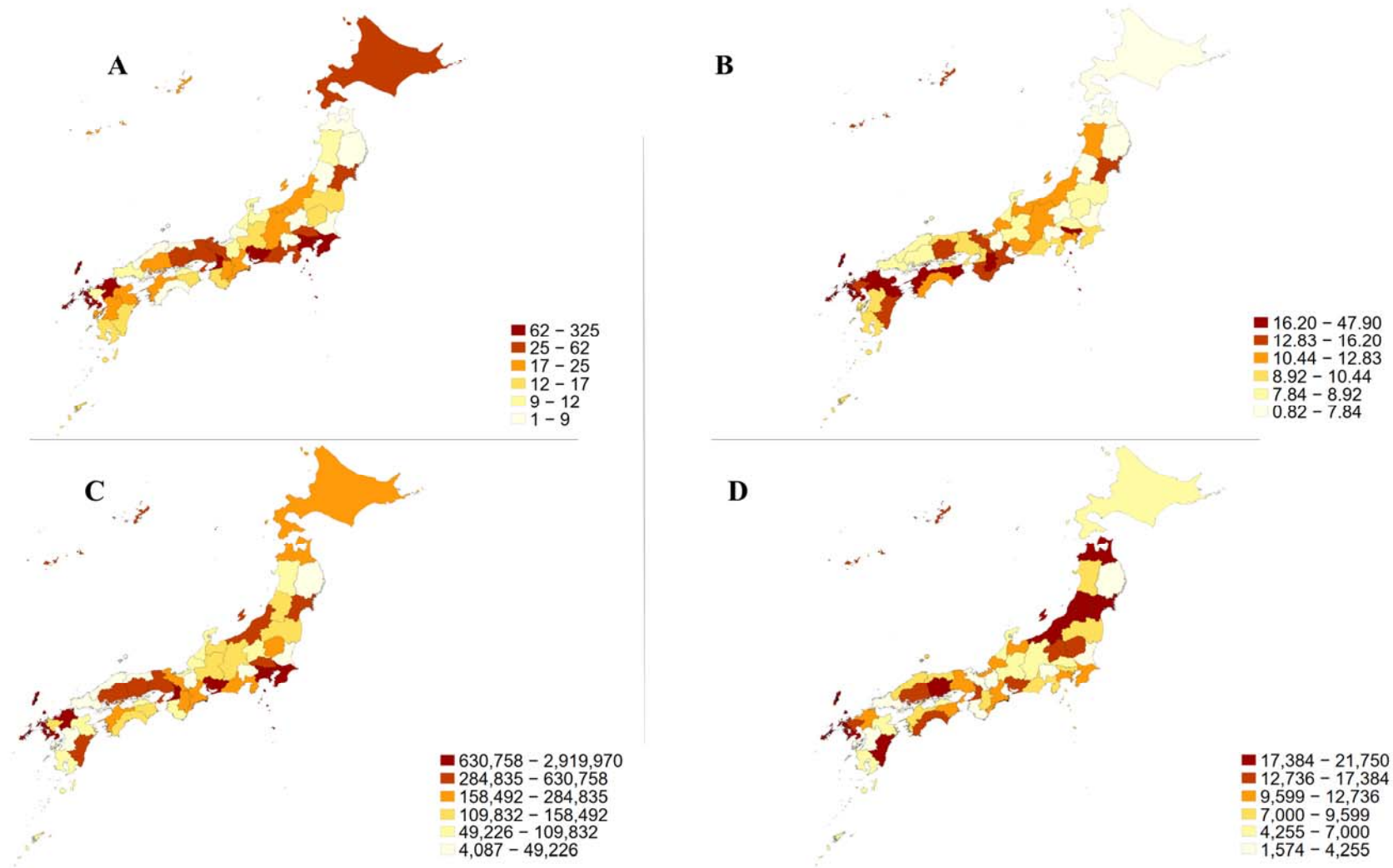
	vaccine absorbed	Takeda Pharmaceutical	2016		infections	
REMICADE	Infliximab	Manufacturer and distributor: Mitsubishi Tanabe Pharma Corporation Distributor: Janssen Biotech	December 21, 2015	\$648(100mg bottle)	Treatment of acute-phase Kawasaki's disease in patients who have not responded sufficiently to conventional therapies	Additional indication
VIEKIRAX	Ombitasvir hydrate/Paritaprevir hydrate/Ritonavir	Manufacturer and distributor: AbbVie GK	September 28, 2015	\$204/pill	Improvement of viremia in patients with chronic hepatitis C or compensated cirrhosis type C in serogroup 1 (genotype 1)	New approval
CIPROXAN	Ciprofloxacin	Manufacturer and distributor: Bayer Yakuhin	September 24, 2015	\$0.3 (100mg/pill) \$0.4 (200mg/pill) \$17 (200mg/100ml) \$21 (300mg/150ml) \$19 (400mg/200ml)	Treatment of sepsis, pneumonia, etc.	Additional indication
HARVONI	Ledipasvir acetate/Sofosbuvir	Manufacturer and distributor: Gilead Sciences	July 3, 2015	\$509/pill	Improvement of viremia in patients with chronic hepatitis C or compensated cirrhosis type C in serogroup 1 (genotype 1)	New approval
DIFLUCAN	Fluconazole	Manufacturer and distributor: Pfizer	May 26, 2015	\$3 (50mg capsule) \$4 (100mg capsule) \$17 (0.1% 50ml bottle) \$22 (0.2% 50ml bottle) \$36 (0.2% 100ml bottle)	Treatment of vaginitis and vulvovaginitis caused by Candida	Additional indication
ALDREB	Colistin sodium methanesulfonate	Manufacturer and distributor: GlaxoSmithKline K. K	March 26, 2015	\$77 (150mg bottle)	Treatment of infections caused by colistin-sensitive Escherichia coli, Citrobacter, Klebsiella, Enterobacter, Pseudomonas aeruginosa and Acinetobacter	New approval
SYNFLORIX	Pneumococcal 10-valent conjugate vaccine adsorbed	Manufacturer: GlaxoSmithKline K. K Distributor: Daiichi Sankyo	March 26, 2015	NA	Prophylaxis of pneumonia and pneumococcal invasive diseases	New approval
KAKETSUKEN	Cell culture-derived influenza emulsion HA vaccines (prototype)	Manufacturer and distributor: The Chemo-Sero-Therapeutic Research Institute	March 26, 2015	NA	Prevention of pandemic influenza	New approval
SOVALDI	Sofosbuvir	Manufacturer and distributor: Gilead Sciences	March 26, 2015	\$395 (400mg pill)	Improvement of viremia in patients with chronic hepatitis C or compensated cirrhosis type C in serogroup 2 (genotype 2)	New approval
COPEGUS	Ribavirin	Manufacturer and distributor: Chugai Pharmaceutical	March 26, 2015	\$6 (200mg/pill)	Improvement of viremia with the concomitant use of sofosbuvir in patients with chronic hepatitis C or compensated cirrhosis type C in serogroup 2 (genotype 2)	Additional indication
DAKLINZA	Daclatasvir hydrochloride	Manufacturer and distributor: Bristol Myers Squibb	March 20, 2015	\$74 (60mg/pill)	Improvement of viremia in patients with chronic hepatitis C or compensated cirrhosis type C in serogroup 1 (genotype 1)	Changed approval
TRIUMEQ	Dolutegravir sodium, Abacavir sulfate, Lamivudine	Manufacturer and distributor: ViiV Healthcare	March 16, 2015	\$64/pill	Treatment of HIV infection	New approval

VENOGLOBULIN	Polyethylene glycol treated human normal immunoglobulin	Manufacturer and distributor: Japan Blood Products Organization	February 2, 2015	\$347 (5g/100ml bottle) \$702 (10g/200ml bottle)	Prevention of acute otitis media, acute bronchitis, or pneumonia caused by Pneumococcus or Hemophilus influenzae in patients associated with a decrease in serum IgG2 levels	Additional indication
---------------------	---	--	------------------	---	--	-----------------------

*Price per drug was converted into US dollars using the 2019 average monthly exchange rates of ¥109.0 per \$1.

Price per drug was used as of February 19, 2022.

Drug price for vaccines was not determined and was open priced in Japan. So, it was not available.



Supplemental Material 5. Geographical characteristics of payment distribution

5A: The number of infectious disease specialists in 2021; 5B: The number of infectious disease specialists per million population in 2021; 5C: total personal payment values to the infectious disease specialists from 2016 to 2019; 5D: average personal payment values per infectious disease specialist from 2016 to 2019

