

School-going learners are more likely to access HIV and contraceptive care at locations with friendly providers, Wi-Fi and other value-added services: Findings from a discrete choice experiment among learners in Gauteng, South Africa.

Caroline Govathson^b, Lawrence Long^{ab}, Aneesa Moolla^b, Sithabile Mngadi-Ncube^b, Nkosinathi Ngcobo^b, Constance Mongwenyana^b, Naomi Lince-Deroche^d, Sophie Pascoe^b

^a Department of Global Health, Boston University School of Public Health, Boston, MA, USA.

^b Health Economics and Epidemiology Research Office, Faculty of Health Sciences, University of the Witwatersrand

^c Independent Consultant, Johannesburg, South Africa

Running title: High school students' preferences for HIV and contraceptive services.

Address correspondence: Sophie Pascoe
spascoe@heroza.org
39 Empire Road
Parktown, 2193
Johannesburg, South Africa.

Funding statement: Research reported in this publication was supported by the United States Agency for International Development (INROADS USAID 674-1-12-00029 & EVIDENCE USAID 72067419CA00004). LL was partially supported by the National Institute of Mental Health of the National Institutes of Health (K01MH119923). The content is solely the responsibility of the authors and does not necessarily represent the official views of the funders. The funders had no role in study design, data collection and analysis, decision to publish, or preparation of the manuscript.

Key words: Discrete choice experiment; South Africa; HIV; Adolescent; Schools.

NOTE: This preprint reports new research that has not been certified by peer review and should not be used to guide clinical practice.

36

37 **Word count (manuscript):** **XXX** (Max 3500)

38 **Word count (abstract):** **349** (Max 350)

39

40

Abstract

Background: Many Adolescents in Sub-Saharan Africa don't access HIV and reproductive health services optimally. To improve uptake of these services, it is important to understand the students' preferences for how services are delivered so that implementation strategies can reflect this.

Methods: A discrete choice experiment (DCE) was used to elicit preferences. The DCE was conducted in 10 high schools situated in neighbourhoods of varying socio-economic status (SES) in Gauteng (South Africa). Students aged ≥ 15 years (Grades 9-12) were consented and enrolled in the DCE. Conditional logistic regression was used to determine preferred attributes for HIV and contraceptive service delivery. Results were stratified by gender and neighbourhood SES quintile. (1=Lowest SES; 5=Highest SES).

Results: The DCE was completed between 07/2018-09/2019; 805 students were enrolled (67% female; 66% 15-17 years; 51% in grades 9-10). 54% of students in quintile 1 schools had no monthly income; 38% in quintile 5 schools had access to USD7 per month. Preferences were similar for male and female students. Students strongly preferred services provided by friendly, non-judgmental staff (Odds ratio 1.63; 95% Confidence Interval: 1.55-1.72) where confidentiality was ensured (1.33; 1.26-1.40). They preferred services offered after school (1.14; 1.04-1.25) with value-added services like free Wi-Fi (1.19; 1.07-1.32), food (1.23; 1.11-1.37) and youth-only waiting areas (1.18; 1.07-1.32). Students did not have a specific location preference, but preferred not to receive services within the community (0.82; 0.74-0.91) or school (0.88; 0.80-0.96). Students attending schools in high SES neighbourhoods expressed a preference for private care (1.15; 0.98-1.35). Costs to access services were a deterrent for most students irrespective of school neighbourhood; female students were deterred by costs \geq USD3 (0.79; 0.70-0.91); males by costs \geq USD7 (0.86; 0.74-1.00)

Conclusions: Preferences that encourage utilisation of services do not significantly differ by gender or school neighbourhood SES. Staff attitude and confidentiality are key issues affecting students' decisions to access HIV and contraceptive services. Addressing how healthcare providers respond to young people seeking sexual and reproductive health services is critical for improving adolescents' uptake of these services.

Introduction

Poor reproductive health outcomes among adolescents remain a public health concern in sub-Saharan Africa. Many young people continue to face challenges associated with sexually transmitted infections, including HIV as well as unintended pregnancies(1,2). In South Africa, according to the 2016 South African Demographic Health Survey, 16% of adolescent girls aged 15-19 years were mothers or pregnant (3), in 2020 almost 4% of births (33,899) were to mothers aged 17 and younger and in 2019, approximately 36% of all new HIV infections occurred in young people aged 15-24 years(4).

South Africa has made a host of essential sexual and reproductive health (SRH) services available to adolescents. To facilitate this South Africa created a legal framework that allows adolescents to access these services including HIV testing and most recently PrEP (5) without consent from parents or legal guardians(6). In 2012, the South African Department of Basic Education (DBE) and Department of Health (DOH) implemented the Integrated School Health Program (ISHP) which offers learners a comprehensive health service package through the school, which included SRH services for older students, and promotes access to local primary health clinics(7).

Despite these efforts, youth's utilization of HIV and contraceptive services remains low(8,9) and STIs, HIV infection and pregnancy, remain an issue amongst adolescents(10). This suggests a misalignment between the services offered offering and adolescents' preferences. There is a growing body of research examining which aspects of SRH service delivery influence a young person's decision to access services. It appears that confidentiality of services, stigma from health workers, operating hours, and costs of accessing services are all barriers to access(11–13). Other work has investigated facilitators for adolescent use of services such as making Wi-Fi available in waiting rooms at clinics and incentivizing youths in other ways, including money (13–15). This work offers insight into barriers and facilitators for youth accessing health services, but does not specifically address how best to position comprehensive SRH services for school going youth.

We aim to address this gap in the literature by eliciting the preferences of school going adolescents, ≥15 years, in Johannesburg, (Gauteng, South Africa) for the delivery of HIV and SRH services. This will provide South African policy makers with insights into learner preferences and quantify the strength of those preferences for these services in order to improve the uptake of these services.

Methods

We conducted a discrete choice experiment (DCE) to determine the preferences of school going adolescents with respect to accessing SRH services. A DCE is a quantitative method used to elicit individuals' preferences for certain choice sets by examining the trade-offs that individuals make between the tangible and intangible attributes of goods and services (16,17). The premise of a DCE is that choice is motivated by differences in the attributes and allows us to analyse the drivers of choice and weight the importance of different attributes (18).

Generating attributes and levels

To identify attributes of SRH service delivery models that are important to learners we conducted a literature review and qualitative research (focus group discussions (FGD) and stakeholder interviews). The literature review informed the development of research tools for the FGDs and interviews. We conducted FGDs with learners to establish their experiences and opinions of SRH service delivery. This was supplemented with interviews from key stakeholders (principals, teachers, parents, representatives of DBE and DOH). Based on the qualitative work, we generated an exhaustive list of service delivery attributes that school-going adolescents found important for decision-making. It is good practice to limit attributes for inclusion in the DCE survey to avoid decision fatigue, maximize comprehension and reduce survey completion time (17). We identified eight attributes each with two to four levels - location, operating times, health care provider characteristics, staff attitude, confidentiality, value added services, types of services offered and cost. The levels within each attribute were mutually exclusive and collectively exhaustive. The attributes are described in more detail with their respective levels in **Figure a1 in the Appendix**. We used the average annual exchange rate for 2018 for the South African Rand (ZAR) to United States dollar (USD) exchange rate for attribute 8 "Cost including travel" (ZAR1: USD13.2488).

Experimental design

Of the eight attributes included in the DCE, six had four levels and two had two levels, resulting in 16,384 possible combinations ($4 \times 4 \times 4 \times 4 \times 4 \times 2 \times 2$). As it is not feasible to directly compare each possible combination we developed a fractional factorial design that was highly efficient, balanced and orthogonal, with a relative D-efficiency of 94% using SPSS version (19,20). The design was divided into four blocks of 9 choice sets, each with one repeat question in each block designed to test the internal validity of the instrument(21). We conducted an unlabelled DCE as this provided more variation in the choices. Instead of including an opt-out option for each question, we included a question to determine if learners would use the option they chose if it were available(17,22). We

piloted the tool with learners to ensure appropriateness and understanding of attributes and language.

Study population, study setting and sample size

The population of interest was South African school-going adolescents in Gauteng Province and for the purposes of this study we defined adolescents as learners ≥ 15 years old. The study was conducted at ten purposively selected schools in Gauteng situated in low to moderate socioeconomic settings (SES) across all wealth quintiles 1-5 and areas with high HIV prevalence and/or high teenage pregnancy rates (as reported by the Department of Basic Education). We excluded schools where the DREAMS (Determined, Resilient, Empowered, AIDS-free, Mentored and Safe) initiative, a programme funded by USAID that seeks to prevent HIV/AIDS among adolescent girls and young women, was taking place as it sought to change attitudes and behaviours related to SRH. To estimate sample size, we followed the guidance provided by Johnson and Orme and asked each learner to complete 9 tasks (choice sets) involving a choice between 2 alternatives where each attribute had a maximum of 4 levels. Based on this the minimum sample size was estimated to be 112 (20,23,24).

DCE recruitment and survey

Study staff, with the help of school staff, went to all grade 9-12 classes at the selected schools to provide information on the study and all eligible students (≥ 15 years) were invited to participate. and given informed consent documentation to take home. Younger students (< 18 years) provided assent with parental consent, while older students (≥ 18 years) were able to provide their own informed consent. Signed consent documentation was collected from the schools at separate visits. We booked the date, time and place for the survey and students who had provided consent and assent were invited to attend the DCE. On the day of the DCE, students were cross checked against a register to ensure that only consented students participated. Surveys took place in dedicated class rooms and 20-50 students participated simultaneously. **Figure 1** shows an example of a choice task. Each student was randomly assigned a DCE booklet (4 different blocks) with a corresponding answer sheet. Students self-administered the survey by shading in the correct answer on the answer sheet which had a unique identifier which could not be linked to the individual students. Data were extracted by scanning the answer sheets using Remark Office OMR software(25).

Figure 1: Example of choice set

RED

CHOICE STUDY: QUESTION 1

CHARACTERISTIC	OPTION A	OPTION B
LOCATION	<div style="background-color: #cccccc; text-align: center; padding: 2px;">Picture removed</div> <div style="text-align: center;">Private Doctor</div>	<div style="background-color: #cccccc; text-align: center; padding: 2px;">Picture removed</div> <div style="text-align: center;">Clinic</div>
OPERATING TIMES	<div style="background-color: #cccccc; text-align: center; padding: 2px;">Picture removed</div> <div style="text-align: center;">Weekday afternoon</div>	<div style="background-color: #cccccc; text-align: center; padding: 2px;">Picture removed</div> <div style="text-align: center;">Weekday evening (4-8pm)</div>
HEALTH CARE PROVIDER	<div style="background-color: #cccccc; text-align: center; padding: 2px;">Picture removed</div> <div style="text-align: center;">Older HCP from outside community</div>	<div style="background-color: #cccccc; text-align: center; padding: 2px;">Picture removed</div> <div style="text-align: center;">Younger HCP from within community</div>
STAFF ATTITUDE	<div style="background-color: #cccccc; text-align: center; padding: 2px;">Picture removed</div> <div style="text-align: center;">Unfriendly and judgemental</div>	<div style="background-color: #cccccc; text-align: center; padding: 2px;">Picture removed</div> <div style="text-align: center;">Friendly, open and welcome</div>
CONFIDENTIALITY	<div style="background-color: #cccccc; text-align: center; padding: 2px;">Picture removed</div> <div style="text-align: center;">Highly confidential</div>	<div style="background-color: #cccccc; text-align: center; padding: 2px;">Picture removed</div> <div style="text-align: center;">Not very confidential</div>
INCENTIVES	<div style="background-color: #cccccc; text-align: center; padding: 2px;">Picture removed</div> <div style="text-align: center;">None</div>	<div style="background-color: #cccccc; text-align: center; padding: 2px;">Picture removed</div> <div style="text-align: center;">Youth only waiting area and services</div>
TYPE OF SERVICE	<div style="background-color: #cccccc; text-align: center; padding: 2px;">Picture removed</div> <div style="text-align: center;">HIV testing and counselling only</div>	<div style="background-color: #cccccc; text-align: center; padding: 2px;">Picture removed</div> <div style="text-align: center;">All health services</div>
COST OF SERVICE (including travel)	<div style="background-color: #cccccc; text-align: center; padding: 2px;">Picture removed</div> <div style="text-align: center;"><R100</div>	<div style="background-color: #cccccc; text-align: center; padding: 2px;">Picture removed</div> <div style="text-align: center;">Free</div>

1b. Would you use the option that you have chosen?

Statistical Analysis

There were two primary data sets obtained from each participant: a) demographic characteristics and b) the results of the discrete experiment.

Descriptive statistics were used to summarize demographics. We summarized, baseline characteristics for each group as medians with interquartile ranges (IQR) and proportions. We used a conditional logit model to determine the relationship between each level of an attribute and the choice that the participant made(13,26). The data set comprised two rows for each of the choice sets a participant was asked to evaluate, resulting in 18 (9 sets x 2) rows of data per participant. Each row included a variable (column) for each attribute level excluding the level used as the comparator. We made the level most similar to the standard of care (SOC) the comparator. Models were estimated with different interaction terms to test the effect of different socio-demographic factors on preferences. We stratified the data by gender, age and grade to explore the differences between these groups. Data analysis was conducted with STATA version 14.0 (Stata Corporation, College Station, TX, USA).

The study protocol was reviewed and approved by the Human Research Ethics Committee (Medical) (#170213) of the University of the Witwatersrand (HREC) and the Boston University Medical Campus Institutional Review Board (H-35987) of the Boston University School of Public Health. All participants provided written informed consent to participate in the study. In outlining this study presentation, we have considered the ten items of the checklist for conjoint analysis in healthcare as described by Bridges et al (27).

Results

The DCE was carried out in ten schools and a total of 2,245 consent forms were given out. Most forms (59%) were given to female learners and 1,068 (47%) were signed and returned. 805 (75%) of those who provided consent attended the DCE. The reasons for not attending were not recorded. **Figure a2 in the appendix** illustrates the flow of enrolments from consent to participation.

Demographics

Table 1 presents the demographic characteristics for the 805 learners who completed the survey. Over two thirds (67%) of the participants were female. Around two thirds 530 (65.8%) of those learners who participated were aged 15-17 years, the remainder 272 (33.8%) being aged 18 years

and over. Just under half 351(43.9%) of participants reported that they had no monthly income that they could access if needed.

Table 1: Summary of demographics characteristics among learners

Characteristic	Level	n=805
Age	15-17 years	530(65.8%)
	18 and older	272(33.8%)
Gender	Female	534(66.7%)
	Male	259(32.3%)
	Other	8 (1.00%)
Monthly Income	No income	351(43.9%)
	ZAR10-50	168(21.0%)
	ZAR51-100	102(12.8%)
	More than ZAR100	179(22.4%)

Table 2 shows participant characteristics in relation to their sexual behaviour and service access. A total of 390 (49%) learners reported that they were sexually active, 54% of whom were female. Male learners were however, more likely to report being sexually active (68%) than female learners (39%). Among those reporting that they were sexually active, slightly less than half 185 (47.93%) reported that they had had an HIV test in the 12 months preceding the survey and 292 (76%) reported having tested for HIV before

Table 2: HIV and contraceptive utilisation among learners who have never had sex and those who have had sex

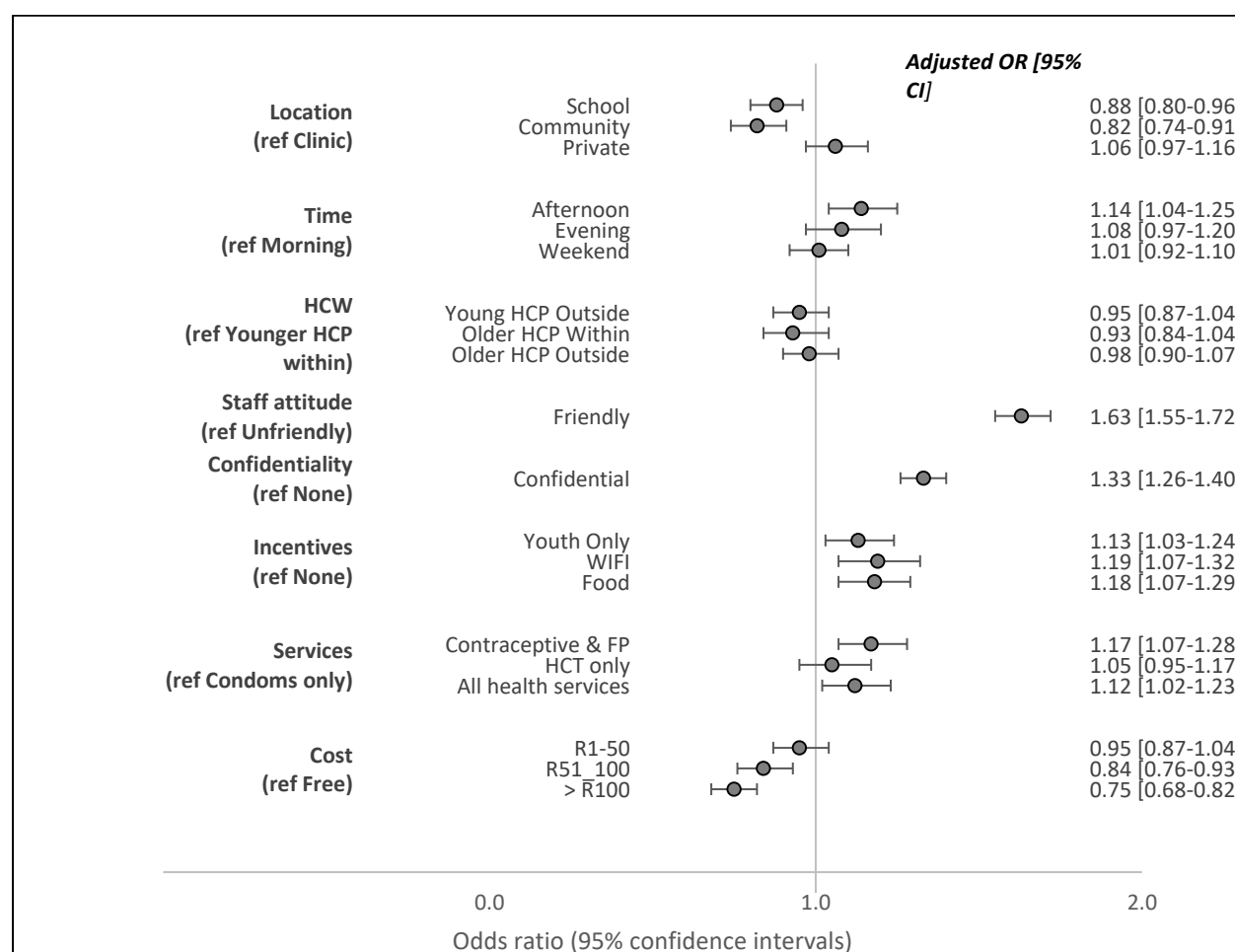
Characteristic	Level	Ever had sex	Never had sex
Accessed services in last 12 months	No	119 (66.48%)	131 (86.18 %)
	Contraceptive service	16 (8.94%)	2 (1.32 %)
	HIV services only	31 (17.32%)	19 (12.50 %)
	HIV and contraceptive	13 (7.26%)	0 (0.00%)
Ever had HCT	No	33 (18.44%)	64 (41.29%)
	Yes	146 (81.56%)	91 (58.71%)
HCT in last 12 months	No	48 (36.09%)	31 (35.63%)
	Yes	85 (63.91%)	56 (64.37 %)

Discrete Choice Experiment

Unstratified analysis

Figure 2 shows the model for all learners. There was a preference for friendly health care providers (OR 1.63; 95% CI 1.55-1.72; p-value <0.01) and private and confidential services (OR 1.33; 95% CI 1.26-1.40; p-value <0.01). Provision of services outside of traditional clinics, such as in the community (OR: 0.82; 95% CI 0.74-0.91; p-value <0.01) or in school (OR 0.88; 95% CI 0.80-0.96; p-value 0.01), was a deterrent. Learners preferred accessing services in the afternoon (OR 1.14; 95% CI 1.04-1.25; p-value <0.01) compared to in the morning. They were indifferent to the provider demographics, in terms of their age or where they were from. Any value-added service, such as youth only services and spaces (OR 1.13; 95% CI 1.03-1.24; p-value 0.01), Wi-Fi (OR 1.19; 95% CI 1.07-1.32; p-value <0.01), and access to food (OR 1.18; 95% CI 1.07-1.29; p-value <0.001), increased odds of choosing a service. Learners preferred the more comprehensive package of services (family planning and contraceptive services) (OR 1.17; 95% CI 1.07-1.28; p-value <0.001) with integrated health services (OR 1.12; 95% CI 1.02-1.23; p-value 0.01) as opposed to receiving condoms or HCT only. Cost only became a deterrent to accessing services at ZAR50 (USD 4) and above (OR = 0.84; 95% CI 0.76-0.93; p-value <0.01).

Figure 2: model for all learners



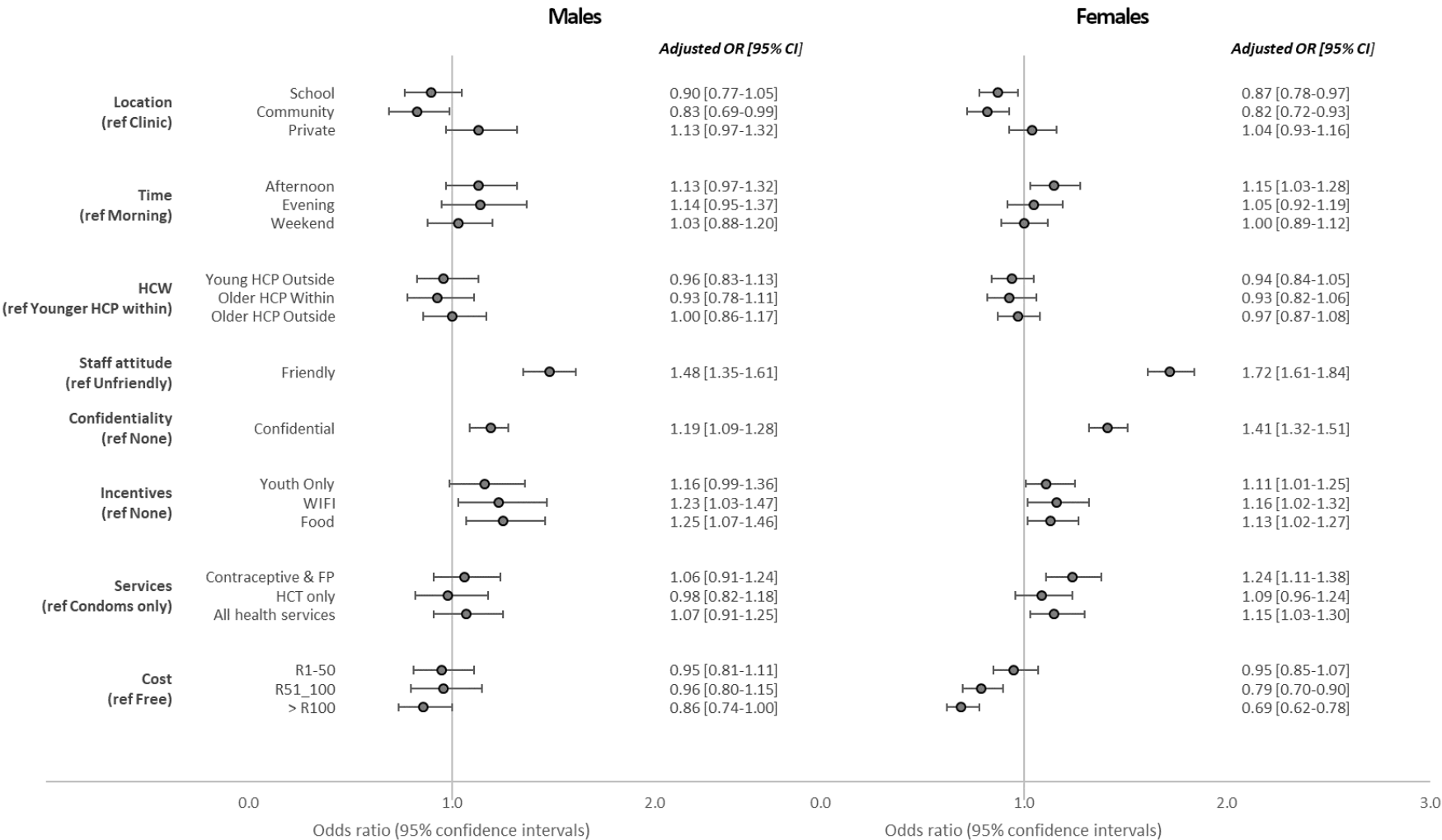
Stratified analysis

Analyses were then further stratified by gender and wealth quintile.

Gender

Figure 3 shows the DCE results stratified by gender. Female learners preferred services to be provided in the afternoon (OR: 1.15; 95% CI 1.03-1.28; p-value 0.02) whereas male learners showed no real time preference. Female learners in particular had a strong preference for providers with a friendly attitude (OR: 1.72; 95% CI 1.61-1.84; p-value <0.01) more so than males (OR: 1.48; 95% CI 1.35-1.61; p-value <0.01). The cost of accessing services became a deterrent for girls at ZAR50 (OR:0.79; 95% CI 0.70-0.90; p-value <0.01) whilst for males cost only became a deterrent where it was above ZAR100 (OR: 0.86; 95% CI 0.74-1.00; p-value <0.06).

280 **Figure 3: DCE results stratified by gender**

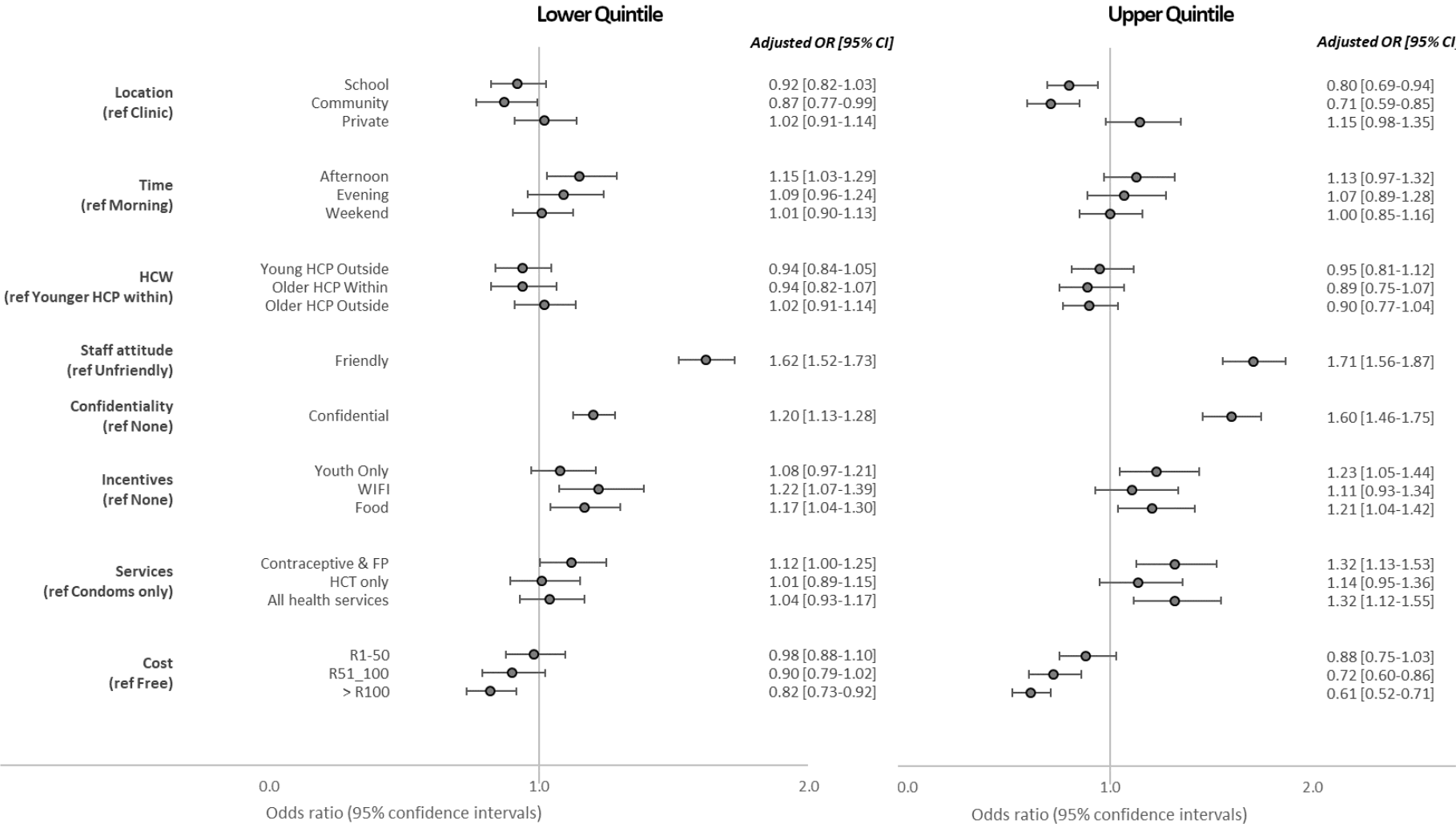


281

SES status (quintiles)

Figure 4 shows the DCE results stratified by quintiles. Friendly attitude and confidential services remained the most important attributes across quintiles. Providing services outside of traditional clinics, such as in schools (OR: 0.80; 95% CI 0.69-0.94; p-value 0.01) or communities (OR: 0.71; 95%CI 0.59-0.85; p-value <0.01) was a deterrent among those in higher wealth quintiles but did not appear to be a deterrent in lower wealth quintiles. While availability of cheap food and youth only waiting areas remained as a preference across quintiles, free Wi-Fi was only important to learners as an incentive for accessing these services in the lower quintiles (OR: 1.22; 95% CI 1.07-1.39; p-value <0.01). Learners in lower quintiles were willing to pay up-to R100 for services whilst higher quintiles had a lower willingness to pay (OR: 0.82; 95%CI 0.73-0.92; p-value <0.01) for >R100 vs (OR: 0.72; 95%CI 0.60-0.86; p-value <0.01) for R51-100.

316 **Figure 4: DCE results stratified by quintile**



317

Discussion

The DCE results indicate that friendliness, privacy and confidentiality are strong drivers of choice for adolescent use of SRH and HIV services. The importance of staff attitudes for increasing demand and utilization of services by learners was consistent across socio-economic status and gender.

This aligns with results from other studies that report poor staff attitude and lack of confidentiality as main barriers to utilization of HIV and contraceptive services among different populations (youth included)(28–31). However, here we quantify the strength of these preferences, showing that learners are potentially 1.6 times more likely to use services that are friendly. The strength of preferences however does vary by gender. For example, female learners showed a stronger preference for services that are friendly and confidential than male learners. This may be because females bear the brunt of health provider prejudices and cultural ideologies that shame girls for any sexual behaviour(9). In addition, they have the ultimate burden of preventing or carrying a pregnancy.

We constructed the DCE questionnaire to include an attribute on services available and varied the levels to indicate either individual services like HIV testing only or more comprehensive package of services that included contraceptive services, HIV testing and treatment. Learners, especially females preferred a more integrated service provision, that would include provision of HIV testing, STI management, contraception services and family planning services.

Previous literature has demonstrated that high rates of HIV and SRH service utilization among adolescents could be achieved by providing these HIV and SRH services within schools (11,32–34). In light of this evidence, the South African government has taken steps towards providing HIV and contraceptive services in schools under the Integrated School Health Programme (12). Not only is there resistance to this from some parents, it is difficult to implement and resource intensive. Our findings are that learners prefer that these services are not provided in schools or in communities and this is consistent across SES and gender. This could be because learners fear stigma and unintended loss of privacy and confidentiality that might result from provision of service in school. Students also seem willing to forego the convenience of a school location for friendly and confidential services anywhere, with accessible operating hours. This may be because clinics are generally well located in Johannesburg with fairly good travel access. Results from the qualitative phase of our DCE suggested that younger health providers were seen as more friendly, confidential and more relatable. The DCE results though did not identify age of the provider as an important predictor of choice. It may be that

age of providers was viewed as a proxy for friendly and confidential service, but on weighing these attributes against each other age of provider was less important.

Cost of care (transport, food, etc.) has been shown to be a major barrier to health utilisation among youths and adolescents(29,35). In the DCE, cost of accessing services was included as a separate attribute. While some learners showed a willingness to pay a small amount to access services, cost influenced the choices of learners across all quintiles. Male learners had a higher willingness to pay for services than females. This may be that males have more access to money than females. Learners from lower wealth quintiles seemed more willing to pay for some services than learners from higher wealth quintiles. This may be because people often equate payment for care with higher quality care (36).

Facility operating hours are often barriers to utilization of services and “special” service hours may offer opportunity for more private and confidential services for who seen accessing services(14,15) They may also help reduce waiting times, another important barrier to health utilisation among young people (29). We saw a strong preference for accessing services in the afternoon but not for the evening. which may be due to concerns around safety and curfews on the part of the learners and also the lack of public transport later in the day. Operating times were important for learners in schools in lower wealth areas and also for female learners with the odds of choice being 1.15 times higher if services were offered in the afternoon.

A major finding in this study is that value added services like youth only waiting areas, cheap food and Wi-Fi could increase the odds of services being utilized. Interestingly, availability of Wi-Fi would be more likely to impact learners from lower wealth quintile schools where they are less likely to have easy access to Wi-Fi in their homes or schools. However, it is also less likely that clinics in these areas have consistent internet access and so this network connectivity would need to be addressed before access to Wi-Fi is possible. to The ISHP and the Adolescent SRH Policy in South Africa point to the need for “youth friendly” care. This includes the need for confidential, friendly services; youth-only zones; and the need to address the broader social (and food) needs (33). These policies are however often poorly implemented and are dependent on collaboration and partnership between government departments and directorates.

Few studies have looked at preferences for SRH and HIV services among adolescents using the DCE method (13,35,37) . Strauss et al (13) conducted an unlabelled DCE looking specifically at preferences

for HIV counselling and Testing services in South Africa and Michaels-Igbokwe (35) looked at preferences for family planning in Malawi using a labelled DCE. Both studies found staff attitude and confidentiality to be major deterrents to use of these services. The results in this study confirm that youth value friendliness and confidentiality above all other attributes. Value added services like free Wi-Fi and youth only waiting areas and accessible operational times also increase the odds of using a service. Future work should explore how the models of care can be tailored to incorporate these preferences and increase demand and utilisation of HIV and SRH services. It would also be useful to explore the cost of different adaptations and how these changes might influence utilisation.

Strengths & Limitations

A DCE allows for the quantification and weighing of attributes against each other so that we can determine which preferences to prioritise. This study is one of few studies that have employed this method among adolescents and specifically school-going adolescents. The use of extensive qualitative data to inform our DCE design gives us confidence that although these are stated preferences, the results are relevant and meaningful and would likely reflect in revealed preferences although that would need to be explored.

A potential limitation of the DCE is the cognitive burden on the participant as they have to think through many choice sets, which may result in inaccurate responses (38). We did try to mitigate this by using the block design which minimized the number of choice sets they had to complete and allowed us to maximise the number of choice sets completed across the sample (39).

The results may not be generalizable to other provinces, but we are confident that within Gauteng, the schools selected are representative of schools across the province. The study was conducted in 10 different schools, across 3 different wealth quintiles representing the socioeconomic status of the school neighbourhoods. This was an advantage although neighbourhood SES was not always representative of the wealth of the school and some of the poorer schools were in the wealthier neighbourhoods.

Our study focused on learners aged 15 and above. It is important to investigate preferences of learners between 12 and 15 years of age as they are by law allowed to access these services without parental consent. Unfortunately, this vulnerable population can often be hard to reach due to issues of consent and unintended disclosure of learners' sexual information to parents and guardians making it hard to enrol these younger learners and fully explore their preferences.

419

420 **Conclusion**

421 While there are many interventions and programs that are aimed at providing services to young
422 people in SA, effort needs to be geared towards making sure that young people are a first point of
423 consultation when trying to understand their preferences for accessing health services. Addressing
424 health system and structural issues to assist young people to easily access health services is also
425 imperative. The results from this study quantified the preferences of learners for accessing health
426 services such as how health-care providers respond to young people seeking HIV-testing,
427 contraceptives and sexual and reproductive health advice. If we are going to increase uptake of
428 these services among adolescent it is critical that we address these issues. Adolescents must be able
429 to access comprehensive, holistic HIV and SRH services at convenient times and value-added
430 services like free Wi-Fi and youth only waiting areas may increase utilisation potentially by as much
431 as 10 to 20 percent.

432

433 **Competing interests [Mandatory]**

434 The authors declare that they have no competing interests.

435

436

437 **Authors' contributions [Mandatory]**

438 CG NLD and LL SP and AM conceptualized and designed the study. CG conducted the analysis. CG
439 prepared the original draft. CG, LL, NLD, AM, CM, NN, SMN and SP reviewed and edited the draft.

440

441 **Acknowledgements [Mandatory]**

442 We would like to thank the Department of Basic Education, the educators and heads of school at the
443 schools we conducted the research for their support and contribution to the success of the study.

444

445 **Funding:**

446 This study was made possible by the generous support of the American People and the President's
447 Emergency Plan for AIDS Relief (PEPFAR) through US Agency for International Development (USAID)
448 under the terms of Cooperative Agreements AID-674-A-12-00029 and 72067419CA00004 to Health
449 Economics and Epidemiology Research Office. LL was supported by the National Institute of Mental
450 Health of the National Institutes of Health under grant number K01MH119923. The contents are the
451 responsibility of the authors and do not necessarily reflect the views of the NIH, PEPFAR, USAID or

452 the United States Government. The funders had no role in the study design, collection, analysis and
453 interpretation of the data, in manuscript preparation or the decision to publish.

454

455

References

1. Yakubu I, Salisu WJ. Determinants of adolescent pregnancy in sub-Saharan Africa: A systematic review [Internet]. Vol. 15, Reproductive Health. BioMed Central Ltd.; 2018 [cited 2021 Jul 3]. Available from: </pmc/articles/PMC5787272/>
2. Santhya KG, Jejeebhoy SJ. Sexual and reproductive health and rights of adolescent girls: Evidence from low- and middle-income countries. Glob Public Health [Internet]. 2015 Feb 7 [cited 2021 Jul 3];10(2):189–221. Available from: </pmc/articles/PMC4318087/>
3. Africa S. Demographic and Health Survey 2016 Key Findings [Internet]. [cited 2021 Jul 4]. Available from: www.DHSprogram.com.
4. AIDSinfo | UNAIDS [Internet]. [cited 2021 Jul 4]. Available from: <http://aidsinfo.unaids.org/>
5. South Africa National Department of Health. Guidelines for Expanding Combination Prevention and Treatment Options for Sex Workers: Oral Pre-Exposure Prophylaxis (PrEP) and Test and Treat (T&T). 2016;(May):30. Available from: [http://www.nicd.ac.za/assets/files/PrEP and TT Guidelines - Final Draft - 11 May 2016.pdf](http://www.nicd.ac.za/assets/files/PrEP%20and%20TT%20Guidelines%20-%20Final%20Draft%20-%2011%20May%202016.pdf)
6. Neumaier J. First biosimilar infliximab approved. MMW Fortschr Med. 2015;157(June 2006):88.
7. National Department of Health, Education and Sports. Integrated Health Policy.
8. Frohlich JA, Mkhize N, Dellar RC, Mahlase G, Montague CT, Karim QA. Meeting the sexual and reproductive health needs of high-school students in South Africa: Experiences from rural KwaZulu-Natal. South African Med J. 2014 Oct 1;104(10):687–90.
9. Chimbindi N, Mthiyane N, Birdthistle I, Floyd S, McGrath N, Pillay D, et al. Persistently high incidence of HIV and poor service uptake in adolescent girls and young women in rural KwaZulu-Natal, South Africa prior to DREAMS. PLoS One [Internet]. 2018 Oct 1 [cited 2021 Jul 4];13(10):e0203193. Available from: <https://doi.org/10.1371/journal.pone.0203193.g001>
10. South African National HIV Prevalence, Incidence, Behaviour and Communication Survey. 2017 [cited 2021 Sep 15]; Available from: www.rienner.com
11. Cluver L, Shenderovich Y, Toska E, Rudgard WE, Zhou S, Orkin M, et al. Clinic and care: associations with adolescent antiretroviral therapy adherence in a prospective cohort in South Africa. AIDS. 2021;35(8):1263–71.
12. Abubakari Sulemana W, Abu M, Yidana Z, Apraku Anane E, Mutaru Goro I, Badasu Delalali M. Young people's experiences in accessing sexual and reproductive health services in sub-Saharan Africa from 1994 to 2019 - A content analysis. Int J Sex Reprod Heal Care. 2020 May 22;3(1):017–26.
13. Strauss M, George GL, Rhodes BD. Determining Preferences Related to HIV Counselling and

- Testing Services Among High School Learners in KwaZulu-Natal: A Discrete Choice Experiment. *AIDS Behav.* 2016;1–13.
14. HIV TREATMENT, CARE, AND SUPPORT FOR ADOLESCENTS LIVING WITH HIV IN EASTERN AND SOUTHERN AFRICA A review of interventions for scale.
15. Ninsiima LR, Chiumia IK, Ndejjo R. Factors influencing access to and utilisation of youth-friendly sexual and reproductive health services in sub-Saharan Africa: a systematic review. *Reprod Heal* 2021 181 [Internet]. 2021 Jun 27 [cited 2021 Sep 15];18(1):1–17. Available from: <https://reproductive-health-journal.biomedcentral.com/articles/10.1186/s12978-021-01183-y>
16. De Bekker-Grob EW, Ryan M, Gerard K. Discrete choice experiments in health economics: A review of the literature. *Health Econ.* 2012;21:145–72.
17. Mangham LJ, Hanson K, McPake B. How to do (or not to do)...Designing a discrete choice experiment for application in a low-income country. *Health Policy Plan.* 2009;24(2):151–8.
18. Hauber AB, González JM, Groothuis-Oudshoorn CGM, Prior T, Marshall DA, Cunningham C, et al. Statistical Methods for the Analysis of Discrete Choice Experiments: A Report of the ISPOR Conjoint Analysis Good Research Practices Task Force. *Value Heal* [Internet]. 2016 Jun [cited 2019 Jun 12];19(4):300–15. Available from: <https://linkinghub.elsevier.com/retrieve/pii/S1098301516302911>
19. Zwerina K, Huber J, Kuhfeld WF. A General Method for Constructing Efficient Choice Designs. [cited 2021 Sep 15]; Available from: http://support.sas.com/resources/papers/tnote/tnote_marketresearch.html.
20. Johnson FR, Lancsar E, Marshall D, Kilambi V, Mühlbacher A, Regier DA, et al. Constructing Experimental Designs for Discrete-Choice Experiments: Report of the ISPOR Conjoint Analysis Experimental Design Good Research Practices Task Force. *Value Heal.* 2013 Jan 1;16(1):3–13.
21. Johnson FR, Yang JC, Reed SD. The Internal Validity of Discrete Choice Experiment Data: A Testing Tool for Quantitative Assessments. *Value Heal.* 2019 Feb 1;22(2):157–60.
22. De Bekker-Grob EW, Hol L, Donkers B, Van Dam L, Habbema JDF, Van Leerdam ME, et al. Labeled versus Unlabeled Discrete Choice Experiments in Health Economics: An Application to Colorectal Cancer Screening. *Value Heal.* 2010 Mar 1;13(2):315–23.
23. Johnson R, Orme B. Getting the Most from CBC. 1996 [cited 2021 Oct 6]; Available from: www.sawtoothsoftware.com
24. De Bekker-Grob EW, Donkers B, Jonker MF, Stolk EA. Sample Size Requirements for Discrete-Choice Experiments in Healthcare: a Practical Guide. 2015;
25. Remark Office OMR Software · Remark Software [Internet]. [cited 2022 May 6]. Available

- from: <https://remarksoftware.com/products/office-omr/>
26. Hauber AB, González JM, Groothuis-Oudshoorn CGM, Prior T, Marshall DA, Cunningham C, et al. Statistical Methods for the Analysis of Discrete Choice Experiments: A Report of the ISPOR Conjoint Analysis Good Research Practices Task Force. Value Heal [Internet]. 2016;19(4):300–15. Available from: <http://dx.doi.org/10.1016/j.jval.2016.04.004>
27. Bridges JFP, Hauber AB, Marshall D, Lloyd A, Prosser LA, Regier DA, et al. Conjoint analysis applications in health - A checklist: A report of the ISPOR Good Research Practices for Conjoint Analysis Task Force. Value Heal [Internet]. 2011 [cited 2022 May 9];14(4):403–13. Available from: <http://www.ispor.org/TaskForces/ConjointAnalysisGRP>
28. Tilahun M, Mengistie B, Egata G, Reda AA. Health workers' attitudes toward sexual and reproductive health services for unmarried adolescents in Ethiopia. Reprod Health. 2012;9(1).
29. Musakwa NO, Bor J, Nattey C, Lönnemark E, Nyasulu P, Long L, et al. Perceived barriers to the uptake of health services among first-year university students in Johannesburg, South Africa. PLoS One. 2021;16(1 January):1–14.
30. Robert K, Maryline M, Jordan K, Lina D, Helgar M, Annrita I, et al. Factors influencing access of HIV and sexual and reproductive health services among adolescent key populations in Kenya. Int J Public Health [Internet]. 2020 May 1 [cited 2022 May 9];65(4):425. Available from: </pmc/articles/PMC7275021/>
31. Bogart LM, Chetty S, Giddy J, Sypek A, Sticklor L, Walensky RP, et al. Barriers to Care among People Living with HIV in South Africa: Contrasts between Patient and Healthcare Provider Perspectives. AIDS Care [Internet]. 2013 [cited 2022 May 9];25(7):843. Available from: </pmc/articles/PMC3552028/>
32. Avedian A. South African National HIV Prevalence, Incidence, Behaviour and communication survey, 2017. 2018;1–17.
33. Integrated School Health Policy.
34. Mendelsohn AS, Gill K, Marcus R, Robbertze D, Van de Venter C, Mendel E, et al. Sexual reproductive healthcare utilisation and HIV testing in an integrated adolescent youth centre clinic in Cape Town, South Africa. South Afr J HIV Med. 2018 Nov 26;19(1).
35. Michaels-Igbokwe C, Terris-Prestholt F, Lagarde M, Chipeta E, the Integra Initiative, Cairns J. Young People's Preferences for Family Planning Service Providers in Rural Malawi: A Discrete Choice Experiment. PLoS One. 2015;1–18.
36. Chiwire P, Evers SM, Mahomed H, Hilgsmann M. Willingness to pay for primary health care at public facilities in the Western Cape Province, Cape Town, South Africa. <https://doi.org/10.1080/1369699820211877147> [Internet]. 2021 [cited 2022 Jul 6];24(1):162–

- 558 72. Available from: <https://www.tandfonline.com/doi/abs/10.1080/13696998.2021.1877147>
- 559 37. Chetty-Makkan CM, Hoffmann CJ, Charalambous S, Botha C, Ntshuntshe S, Nkosi N, et al.
- 560 Youth Preferences for HIV Testing in South Africa: Findings from the Youth Action for Health
- 561 (YA4H) Study Using a Discrete Choice Experiment. *AIDS Behav* [Internet]. 2021;25(1):182–90.
- 562 Available from: <https://doi.org/10.1007/s10461-020-02960-9>
- 563 38. Pearce A, Harrison M, Watson V, Street DJ, Howard K, Bansback N, et al. Respondent
- 564 Understanding in Discrete Choice Experiments: A Scoping Review [Internet]. Vol. 14, Patient.
- 565 Springer International Publishing; 2021. 17–53 p. Available from:
- 566 <https://doi.org/10.1007/s40271-020-00467-y>
- 567 39. Lancsar E, Louviere J. Conducting discrete choice experiments to inform healthcare decision
- 568 making: A user’s guide [Internet]. Vol. 26, Pharmacoeconomics. *Pharmacoeconomics*; 2008
- 569 [cited 2021 May 23]. p. 661–77. Available from: <https://pubmed.ncbi.nlm.nih.gov/18620460/>
- 570

Appendix: Supporting documents

Figure a1. Detailed description of DCE attributes and respective levels

Attribute	Level 1	Level 2	Level 3	Level 4	Location	Clinic	School-
basedCommunity/door to door	Private (doctor or pharmacy)	This is the traditional primary health care facility, government funded, offering basic primary health services	Health-services offered at secondary school	Health services that come to your community. This includes mobile clinics, home visits by community health workers, or services available in shops, taverns and salons.	Care from a private doctor or pharmacist	Operating times	Weekday morning (until 12pm)
	Weekday afternoon (until 4pm)	Weekday evening (4-8pm)	Weekends	Health services available Monday to Friday in the morning from 7.30am to 12pm	Health services available Monday to Friday in the afternoon 12 to 4pm	Health services available outside traditional clinic hours. Available weekday evenings 4 to 8pm	Health services made available during the day on Saturday and/or Sunday
Health-care provider (HCP) characteristics	Young HCP from within community	Young HCP from outside community	Older HCP (>40yrs) from within community	Older HCP (>40yrs) from outside community	This health care provider is a young trained health care provider from within your community	This health care provider is a young trained health care provider who comes from outside your community	This health care provider is an older person (e.g. greater than 40 years old) from within your community
	This health care provider is an older person (e.g. greater than 40 years old) from outside your community	Staff attitude	Friendly, open and welcoming	Unfriendly and judgmental	Â Â This health care provider is friendly, open and welcoming, who listens to your problem and is not judgmental	This health care provider is not very welcoming, they can be unfriendly and judgmental about what you are telling them	Confidentiality of services
	Not very confidential	Highly confidential	Â Â Health-services are often provided where others can see you and hear what is being discussed with you	Health services are provided in a quiet, private and confidential space where no one else can see and hear	Incentives	None	Youth only waiting area and services
	Free Wifi	Food cheap and easily available	There are no additional incentives to using these services other than the health services provided	These health services have youth friendly waiting areas where only young people can wait and/or youth friendly services	There is free wifi that can be used by anyone waiting for these services	There is food that is cheap and easily available for purchase where these services are delivered	Type of services offered
	Condoms only	Contraceptive and family planning services only	HIV testing and counselling services only	All health services (including HIV and contraceptives)	Only condoms are available where these services are provided	You can get all types of contraceptives (e.g. male and female condoms, the loop, injectable contraceptives, the pill) where these services are provided	These services only provide HIV counselling and testing services
	All health services are available including all HIV services as well as contraceptive and family planning services	Cost including travel	Free	ZAR10-50	ZAR51-100	More than ZAR100	It does not cost you anything to access these services
	To use these services will cost you between ZAR10 and R50 including your travel costs	To use these services					

will cost you between ZAR51 and R100 including your travel costsTo use these services will cost you more than R100 including your travel costs

Figure a2. Flow chart of participants for the DCE to illustrate numbers from giving out consent to participation in survey. Diagram shows number of participants by school