

Virtual transitional pain service delivered via telehealth is effective in preventing new and persistent opioid use amongst post-surgical spine patients

Authors:

Maryam Hussain, PhD (corresponding)
 Lucid Lane, Inc
 Affiliation: Lucid Lane, Inc
 Email: Maryam.hussain1985@gmail.com

Beau Norgeot, PhD
 Lucid Lane, Inc

Ahmed Zaafran, MD
 Lucid Lane, Inc

Jessica Stark, MD
 University of Texas Health Sciences Center
 McGovern Medical School

John Caridi, MD
 University of Texas Health Sciences Center
 McGovern Medical School

Albert Fenoy, MD
 Northwell Health Feinstein Institutes for Medical Research
 Donald and Barbara Zucker School of Medicine at Hofstra/Northwell

Evan Pivalizza, MBChB
 University of Texas Health Sciences Center
 McGovern Medical School

Abstract

Opioid dependence is a national crisis, with 30 million patients annually at risk of becoming persistent opioid users after receiving opioids for post-surgical pain management. Translational Pain Services (TPS) demonstrate effectiveness for behavioral health improvements but its effectiveness in preventing persistent opioid use is less established, especially amongst opioid exposed patients. Prohibitive costs and accessibility challenges have hindered TPS program adoption. To address these limitations, we designed and implemented a remote telehealth TPS protocol focusing on preventing continued opioid use while improving behavioral health. Licensed therapists trained in the opioid-tapering CBT protocol delivered sessions reimbursed through standard payer reimbursement. Our prospective study evaluated the protocol's effectiveness on preventing persistent opioid use and behavioral health outcomes amongst both opioid naïve and exposed patients. In an opioid-naïve patient cohort (n=67), 100% completely tapered off opioids, while in an opioid-exposed cohort (n =19) 52% completely tapered off opioids, demonstrating promising results. In both cohorts, we observed significant improvements in behavioral health scores, including pain. This opioid-tapering digital TPS is effective, adoptable, and incurs no out-of-pocket cost for healthcare systems. We provide the opioid-tapering CBT protocol in the supplement to facilitate adoption. *Trial Registration* Impact of Daily, Digital and Behavioral Tele-health Tapering Program for Perioperative Surgical Patients Exposed to Opioids and Benzodiazepines registered at clinicaltrials.gov, NCT04787692. <https://clinicaltrials.gov/ct2/show/NCT04787692?term=NCT04787692&draw=2&rank=1>

Keywords: digital health; opioids; spine surgery; tapering; behavioral health; transitional pain services

Introduction

The opioid epidemic has claimed the lives of over 500,000 people in America.¹ Far from affecting only a marginalized community, many patients are initially exposed to opioids after a surgical or traumatic event. This epidemic has been further accelerated by the COVID pandemic, with a 46% increase in opioid-related overdoses and 13% increase in overdose-related deaths from 2019 to 2020.² There are 80 million major surgeries per year in the United States and between 49-95% of those post-surgical patients are discharged with an opioid prescription.³⁻⁶ This puts approximately 30 million new Americans at an increased risk of persistent opioid use and the severe adverse events associated with it every year.⁷ However, while there are no direct estimates to indicate how many patients receive an opioid tapering care plan, extant literature suggests that most patients are discharged with the expectation they will taper on their own.^{8,9}

Post-surgical pain is a major contributor to continued opioid use.¹⁰ Spine surgery is associated with new and persistent opioid use, with 13% of opioid naïve patients continuing to use opioids for more than 90-days after surgery.^{11,12} Risk of continued opioid use varies based on opioid exposure prior to surgery. As such, opioid exposed patients, or those who have been using opioids to manage pain prior to surgery, may have different postoperative pain expectations and management challenges compared to opioid naïve patients, or those who have *not* been using opioids for pain management prior to surgery.¹³ Furthermore, opioid use is associated with poorer behavioral health outcomes (e.g., depression, anxiety, and quality of life) and increased healthcare costs.¹⁴

In particular, opioid prescription use, misuse and side effects comprise a significant portion of postoperative health care costs, with some estimates showing that a person with continued opioid use has annual healthcare costs \$14,054–\$20,546 greater than a person who does not use opioids.¹⁵ Findings from an IBM^R MarketScan^R insurance claims database indicate that amongst orthopedic and spine surgery patients, almost 10% have an opioid-related hospitalization and 18% have an emergency room (ER) visit within 90 days after surgery, which can account for around \$32,000 per event in healthcare costs.¹⁶ Similar findings from a separate study using IBM^R MarketScan^R research databases support these findings.¹⁷

Most surgical patients do not wish to be on opioid therapy,¹⁸ are fearful of dependency, and want to be involved in their tapering process.¹⁹ Transitional pain services (TPS) have demonstrated success in helping patients manage pain after surgery, as well as improve behavioral health outcomes.^{20,21} However, TPS's efficacy in preventing persistent opioid use seems less established. In one study, 27% (n = 19) of the patients were still using opioids three months postoperatively, with over half of this cohort (ten of the 19 patients) being opioid naïve preoperatively.²⁰ In another study, opioid tapering results were even more varied: 46% (n = 51) of opioid naïve patients had completely tapered, 45% (n = 50) had reduced opioid usage, and 8% (n = 9) actually had increased their dosage within the six months after surgery. Tapering results at the six-month postoperative mark were less successful amongst opioid exposed patients: 25% (n = 35) tapered completely, 56% (n = 77) had reduced opioid usage, and 19% (n = 27) had increased their dosage.²¹ Beyond the limitations in completely tapering patients off opioids, brick-and-mortar TPS has not been widely adopted,²¹ potentially due to cost and accessibility challenges.^{22,23}

Thus, to address these limitations of brick-and-mortar TPS, we designed a remote telehealth TPS protocol focusing on preventing continued opioid use while improving behavioral health. We incorporated an opioid-tapering CBT protocol as CBT has also been demonstrated to improve post-surgical pain management, behavioral health, and emotional wellbeing.²⁵ Licensed therapists trained in this new protocol digitally delivered sessions to patients, which were paid through standard payer reimbursements, effectively removing cost and accessibility hurdles. We then assessed the feasibility and effectiveness of this new TPS protocol through a dual-arm prospective study of opioid naïve and exposed patients undergoing elective spinal surgery at an academic tertiary care hospital. The primary outcomes assessed were participant engagement, opioid tapering, and self-reported pain, quality of life, anxiety, and

depression. We did not directly assess cost-savings, but we did track postoperative emergency room visits and hospitalizations, which are the major drivers of healthcare cost associated with the opioid epidemic.¹⁷

Results

After screening 298, 150 participants were enrolled. Baseline information on participants is presented in Table 1. The majority identified as female ($n = 89$, 59.3%). Race distribution was diverse with 59.2% identifying as White ($n = 89$), 20.0% African American/Black ($n = 30$), 19.3% as Hispanic/Latino ($n = 29$), and 1.3% as Other ($n = 2$). One hundred and one of participants were opioid naive, and 49 were opioid exposed. Opioid exposed participants had worse baseline behavioral health scores than the opioid naive group on all baseline behavioral health scores (all $p < 0.001$) (Table 1 and Supplementary Table 1).

Of the 150 consented cohort, 66.0% of the naive and 55.0% of the exposed participants engaged with aggregate engagement of 63.0% (Figure 1). Engagement was not statistically associated with age, sex, ethnicity, or preoperative behavioral health scores (Supplementary Table 2).

There were significant differences in postoperative opioid dosages at the initial therapy session between the opioid naive versus exposed groups (26 MME vs 42 MME), $F(1, 85) = 4.7$, $p = .03$, Cohen's $f = .21$. Both groups saw clinically and statistically significant reductions in dosage at their final postoperative appointment compared to postoperative baseline. The exposed group reduced MME consumption by 65.0% (avg 14 MME), with 53.0% of participants tapering completely off their postoperative opioids (0 MME). Finally, 100% of the opioid naive arm patients tapered completely off their postoperative opioids (0 MME). Opioid naive patients statistically significantly tapered 100% of postoperative opioids compared to opioid exposed patients, $F(1, 85) = 35.0$, $p < .001$, Cohen's $f = .63$.

By the final postoperative appointment, both groups had statistically and clinically significant improvements in all behavioral health metrics from initial postoperative scores, which are presented as median with interquartile range (IQR). The opioid naive arm (Figure 2) had 43.7% improvement in pain (baseline VAS = 5.5, IQR = 4.3; final VAS = 3.0, IQR = 2.0), 17.5% improvement in QoL (baseline EQ5D5L = 67.8, IQR = 27.5; final EQ5D5L = 77.5, IQR = 13.6), 6.3% improvement in functioning (baseline GAF = 75.0, IQR = 15.0; final GAF = 85.0, IQR = 9.0), 27.0% improvement in common symptoms (baseline ESAS = 26.0, IQR = 16.0; final ESAS = 20.0, IQR = 23.0), 66.7% improvement in anxiety (baseline GAD7 = 3.0, IQR = 6.0; final GAD7 = 0.0, IQR = 3.0), and 72.7% improvement in depression (baseline PHQ9 = 4.0, IQR = 8.0; final PHQ9 = 0.0, IQR = 4.0). See Supplementary Table 3 for Wilcoxon signed rank test statistics.

The opioid exposed arm (Figure 3) had 33.3% improvement in pain (baseline VAS = 6.0, IQR = 5.0; final VAS = 4.0, IQR = 2.0), 100.0% improvement in QoL (baseline EQ5D5L = 44.0, IQR = 58.3; final EQ5D5L = 79.6, IQR = 19.4), 9.4% improvement in functioning (baseline GAF = 72.0, IQR = 12.0; final GAF = 80.0, IQR = 15.0), 34.6% improvement in common symptoms (baseline ESAS = 33.0, IQR = 5.0; final ESAS = 21.0, IQR = 25.5), 82.1% improvement in anxiety (baseline GAD7 = 9.5, IQR = 12.0; final GAD7 = 2.0, IQR = 4.0), and 57.3% improvement in depression (baseline PHQ9 = 11.5, IQR = 11.5; final PHQ9 = 3.0, IQR = 5.5). See Supplementary Table 4 for Wilcoxon signed rank test statistics.

There were no high-cost healthcare utilization events, particularly postoperative ER visits and/or re-hospitalizations, observed for any patient in either opioid naive or exposed groups (Table 2).

Discussion

In this feasibility trial of 150 participants undergoing elective spine surgery who were enrolled into a virtual TPS with goals of opioid tapering and postoperative pain management facilitated through CBT delivered through a telehealth platform, we found that: i) engagement was high, ii) tapering to zero MMEs was achievable by all naive patients and most opioid exposed participants, iii) pain and other behavioral health scores improved significantly, and iv) no high-cost healthcare utilizations occurred, such as ER visits or rehospitalizations. Baseline socio-demographic, economic or clinical variables were not associated with any of the primary study outcomes. These results indicate that TPS facilitated by CBT-focused opioid tapering can be implemented virtually through telehealth with measurable benefits to postoperative patients.

Study engagement, defined as attendance in one or more post-surgical CBT-TPS sessions, was over 60% which is considerably higher than 20-40% reported engagement for telehealth studies among spine surgery patients.^{33,34} Of patients within the TPS at Toronto General Hospital, 41.3% engaged with the Manage My Pain mobile health platform.³⁵ The higher levels of engagement seen in our study may be due to the structured nature of the program, which included clear preoperative expectation about the patient journey and explicit communication of opioid tapering as the goal defined by the CBT-focused protocol.

Approximately 13% of orthopedic spine surgery patients develop new persistent opioid use,¹² making it a common post-surgical complication. Existing studies indicate that compared to preoperative use, 33% of opioid exposed patients increase, 33% decrease and 33% remain at the same MME postoperatively over a 12-month period.³⁶ In our study, no participant increased their postoperative MME dosage. All engaged opioid naive participants (n = 67) tapered 100% off their postoperative opioids within 90 days (0 MME). These results compare favorably to an in-person TPS study in which, six months after surgery, only 46% (n = 51) of the opioid naive cohort tapered completely, and 8% (n = 9) actually increased their opioid usage.²¹ Seventy-four percent of opioid exposed participants reduced postoperative opioid MME by at least 50%. Interestingly, over half (53%) of exposed participants reduced their postoperative MME by 100%, thereby completely tapering off the opioid. These results also stand out in comparison to an in-person TPS study in which, six months after surgery, 25% (n = 35) of opioid exposed patients had completely tapered off their postoperative opioids, and 19% (n = 27) increased their opioid usage.²¹

Opioids are often prescribed for postoperative analgesia. While the tapering results presented here are notable, it is unclear how they alone impact patients' quality of life. We observed clinically and statistically significant improvements across all behavioral health symptoms, including depression, anxiety, QoL, and pain amongst both naive and exposed arms. These results are particularly important when viewed within the context of in-person TPS that did not utilize a CBT-focused protocol. While our study does not have matching inclusion criteria to the in-person TPS study at Toronto General Hospital, some comparison is warranted. Participants in our CBT-guided vTPS study experienced twice the improvement in pain symptoms, 5 times the reduction in depression, and 10 times the reduction in anxiety as was reported for patients in the landmark TPS study.³⁷

The estimated economic costs of the US opioid epidemic topped \$1 trillion in 2017.³⁸ The largest drivers of direct healthcare costs associated with post-surgical opioid use are ER visits and re-hospitalizations, with these events occurring at a rate of over 400 per thousand patients (see Table 3).¹⁷ The fact that zero events occurred for any of the 96 patients completed this study is a promising indication that successful tapering while improving behavioral health could also potentially result in lower healthcare cost and utilization.³⁶

While the results presented here are encouraging, the study has several limitations. The percentage of opioid exposed participants that completed the study was low. Patients with a history of opioid use for chronic pain are at risk of other surgical complications,³⁹ and we saw several of these participants needing to leave the study because they required additional spine surgeries. While the outcomes observed here for exposed participants were statistically significant, a larger opioid exposed study size is needed in the future, including direct measures of the

cost of implementing a program and subsequent economic benefit. The study was designed to test the feasibility of vTPS with greater incorporation of CBT-focused opioid tapering, so randomization was not used. Thus, we were unable to isolate the effect of improved pain and behavioral health over time in a non-therapy group. Further randomized studies are needed to evaluate vTPS over existing standards of care, although these promising findings may lead to ethical considerations if participants are required to be randomized to no therapy.

In summary, this study explored the feasibility of implementing a virtual TPS in a dual arm prospective trial of 150 opioid naive and opioid exposed participants from diverse backgrounds undergoing spinal surgery. Engagement was high, most participants tapered completely off opioids within 3 months regardless of study arm. Pain and behavioral health scores improved clinically, as well as statistically, and no high-cost opioid-related healthcare utilization events occurred. While traditional TPS programs are known to be effective for behavioral health, they may have limitations to greatly reduce postoperative opioid use and may be costly to implement. The evidence from this study indicates that a virtual TPS can offer significant health benefits while preventing new and persistent opioid use, and would likely be feasible for most hospitals to adopt.

Methods

The Committee for the Protection of Human Subjects at the University of Texas Health Science Center Houston (IRB NUMBER: HSC-MS-20-0549) approved the study. All participants gave verbal and written consent to participate. The study was registered at clinicaltrials.gov, identifier NCT04787692. De-identified data will be provided upon request.

Outcome measures The primary outcomes were engagement with the CBT program after surgery, opioid tapering and improvements in behavioral health. We defined engagement as the participants attending at least one session with their assigned therapist after surgery.

We assessed opioid tapering by percent reduction from postoperatively prescribed opioids, which were standardized to morphine milligram equivalents (MME). For opioid naive participants, opioid tapering was assessed within 90 days after surgery and for opioid exposed participants, opioid taper was assessed within 180 days after surgery.

Participants reported pain, quality of life, functioning, general health symptoms, and anxiety and depression symptoms. We utilized validated, reliable survey instruments to assess these measures of behavioral health (See Supplementary Figure 1).

Study Procedures

We recruited adult patients (aged 18 years or older) scheduled for elective orthopedic or neurosurgical spine surgery from the Anesthesia Preoperative Clinic at Memorial Hermann Hospital in the Texas Medical Center, the teaching facility associated with McGovern Medical School at UTHealth-Houston. Eligibility inclusion and exclusion criteria are shown in Supplementary Figure 2. After consent, the pre-surgery session was performed with collection of participants self-reported sociodemographic information and behavioral health surveys. Information regarding opioid exposure was cross referenced from the medical record.

At the time of study initiation, state mandated, COVID-19 hospital restrictions were implemented which led to interruption of scheduled elective surgery. In addition, for several periods, the pre-operative clinic functioned virtually with no in-patient visits. During these times, surgical co-investigators mentioned the study to subjects in preoperative visits and presented study details to subjects after arrival for their scheduled procedure by members of the research team. If the patient consented, enrollment and study procedures took place in a private room in the day

surgery unit. Despite these unforeseen restrictions, study procedures continued as elective surgery was scheduled, and screening and enrollment resumed in-person once the pre-operative assessment clinic was opened.

Participants were scheduled for their initial therapy session, which was within seven days of discharge from the hospital, at the pre-operative screening. Therapy sessions occurred via HIPAA-compliant audio/video-calling platform, through a single-use link. Licensed therapists at Lucid Lane provided therapy services. Lucid Lane (Palo Alto, CA) is a telehealth company that focuses on administering CBT-facilitated tapering virtually (i.e., through HIPAA-compliant audio/video platforms) to perioperative patients, as well as other pain or general mental health patients. For the study, opioid naïve participants received one one-hour session weekly for up to four weeks, to be used consecutively, after which they received a 90-day postoperative follow-up. At the first and last therapy sessions and at the follow-up, therapists asked participants to complete the behavioral health surveys and opioid use details (i.e., dosage and frequency of use). Therapists also tracked self-reported high-cost healthcare utilization events such as ER visits and re-hospitalizations. Opioid exposed participants received one one-hour session weekly for up to 26 weeks (180 days), to be used consecutively. If the patient dropped off weekly sessions prior to 26 weeks, the therapist conducted follow-up at 30-, 90- or 180-days post-operatively, depending on when the participants stopped attending therapy sessions. Participants were automatically removed from therapy sessions if they missed or could not be contacted for three consecutive appointments. There was no charge to participants for the therapy services.

A series of power analyses to compute achievable power were run using the Monte Carlo procedure in MPlus.^{28,29} We included variances based on preliminary data from existing Lucid Lane patients (rep corr = 0.3 to 0.5) and a nonsphericity correction $\epsilon = .5$, such that $1/[\text{repetitions}-1]$, while holding all other parameters constant. Due to high attrition rates (between 25 and 50%) from psychological interventions targeting treatment of opioid use,³⁰ we sought to consent $n = 150$ subjects, with anticipated subject fall-out of the postoperative therapy sessions, to detect medium effects ($f = 0.25$, $\alpha = 0.05$). We conducted post-hoc sensitivity power analyses to identify power and detectable effect size based on the attrition samples. Based on a sample size $n = 67$ (opioid naïve), analyses indicated 80% power to detect at least small-to-medium effects ($d = .30$, $\alpha = 0.05$), and for $n = 19$ (opioid exposed), 80% power to detect at least medium-to-large effects ($d = .59$, $\alpha = 0.05$).

Lucid Lane therapists collected therapy data, with surgical and anesthesiology investigators blinded from these findings. We used IBM SPSS v 27 (Armonk, NY) to analyze: i) descriptive statistics, used for participants sociodemographic, pre-surgery and post-surgery behavioral health characteristics, ii) odds-ratio analyses, used to determine probability of engaging based on pre-surgery characteristics, iii) analysis of variance (ANOVA), used to determine differences in preoperative behavioral health scores based on opioid group (naïve vs exposed), iv) odds-ratio analyses, used to determine probability of meeting tapering goal based on pre-surgery characteristics and behavioral health, and v) Wilcoxon signed rank tests, used to determine changes in behavioral health from the first session to the final session. We report median values with interquartile ranges, which is best practice for clinical trial data that are skewed and cannot be normalized.^{31,32}

We preserved participant confidentiality by storing paper informed consent forms and pre-surgical survey instruments in a locked office in the medical school building of the study PI. Furthermore, all electronic data were maintained on a HIPAA-compliant BOX folder.

- 240 1. Death Rate Maps & Graphs | Drug Overdose | CDC Injury Center. CDC. Published October 7, 2022. Accessed
241 December 1, 2022. <https://www.cdc.gov/drugoverdose/deaths/index.html>
- 242 2. Manchikanti L, Vanaparthi R, Atluri S, Sachdeva H, Kaye AD, Hirsch JA. COVID-19 and the Opioid
243 Epidemic: Two Public Health Emergencies That Intersect With Chronic Pain. *Pain Ther.* 2021;10(1):269-286.
244 doi:10.1007/s40122-021-00243-2
- 245 3. Hall MJ, Schwartzman A, Zhang J, Liu X. Ambulatory Surgery Data From Hospitals and Ambulatory Surgery
246 Centers: United States, 2010. *Natl Health Stat Rep.* 2017;(102):1-15.
- 247 4. NQF: NQF-Endorsed Measures for Surgical Procedures. Accessed December 1, 2022.
248 https://www.qualityforum.org/Publications/2015/02/NQF-Endorsed_Measures_for_Surgical_Procedures.aspx
- 249 5. Bartels K, Mayes LM, Dingmann C, Bullard KJ, Hopfer CJ, Binswanger IA. Opioid Use and Storage Patterns
250 by Patients after Hospital Discharge following Surgery. *PLOS ONE.* 2016;11(1):e0147972.
251 doi:10.1371/journal.pone.0147972
- 252 6. Nooromid MJ, Blay E, Holl JL, et al. Discharge prescription patterns of opioid and nonopioid analgesics after
253 common surgical procedures. *Pain Rep.* 2018;3(1):e637. doi:10.1097/PR9.0000000000000637
- 254 7. Jain N, Phillips FM, Weaver T, Khan SN. Preoperative Chronic Opioid Therapy: A Risk Factor for
255 Complications, Readmission, Continued Opioid Use and Increased Costs After One- and Two-Level Posterior
256 Lumbar Fusion. *Spine.* 2018;43(19):1331-1338. doi:10.1097/BRS.0000000000002609
- 257 8. Uhrbrand P, Phillipsen A, Rasmussen MM, Nikolajsen L. Opioid tapering after spine surgery: Protocol for a
258 randomized controlled trial. *Acta Anaesthesiol Scand.* 2020;64(7):1021-1024. doi:10.1111/aas.13576
- 259 9. Vincent S, Paskey T, Critchlow E, et al. Prospective Randomized Study Examining Preoperative Opioid
260 Counseling on Postoperative Opioid Consumption after Upper Extremity Surgery. *HAND.* 2022;17(2):200-205.
261 doi:10.1177/1558944720919936
- 262 10. Dahlhamer J, Lucas J, Zelaya, C, et al. Prevalence of Chronic Pain and High-Impact Chronic Pain Among
263 Adults — United States, 2016. *Morb Mortal Wkly Rep.* 2018;67(36):1001-1006.
264 doi:10.15585/mmwr.mm6736a2
- 265 11. Brummett CM, Waljee JF, Goesling J, et al. New Persistent Opioid Use After Minor and Major Surgical
266 Procedures in US Adults. *JAMA Surg.* 2017;152(6):e170504. doi:10.1001/jamasurg.2017.0504
- 267 12. Deyo RA, Hallvik SE, Hildebran C, et al. Use of Prescription Opioids before and After an Operation for
268 Chronic Pain (Lumbar Fusion Surgery). *Pain.* 2018;159(6):1147-1154. doi:10.1097/j.pain.0000000000001202
- 269 13. Macintyre PE, Roberts LJ, Huxtable CA. Management of Opioid-Tolerant Patients with Acute Pain:
270 Approaching the Challenges. *Drugs.* 2020;80(1):9-21. doi:10.1007/s40265-019-01236-4
- 271 14. Jacobs CA, Hawk GS, Jochimsen KN, et al. Depression and Anxiety Are Associated With Increased Health
272 Care Costs and Opioid Use for Patients With Femoroacetabular Impingement Undergoing Hip Arthroscopy:
273 Analysis of a Claims Database. *Arthrosc J Arthrosc Relat Surg.* 2020;36(3):745-750.
274 doi:10.1016/j.arthro.2019.09.048
- 275 15. Meyer R, Patel AM, Rattana SK, Quock TP, Mody SH. Prescription Opioid Abuse: A Literature Review of the
276 Clinical and Economic Burden in the United States. *Popul Health Manag.* 2014;17(6):372-387.
277 doi:10.1089/pop.2013.0098

16. Hussain M, Norgeot B, Zaafran A, Pivalizza E. Using a telehealth tapering platform can save opioid use and opioid-related hospitalization costs after spine surgery. Presented at: American Society of Regional Anesthesia and Pain Medicine; November 17, 2022; Orlando, FL.
17. Brummett CM, Evans-Shields J, England C, et al. Increased health care costs associated with new persistent opioid use after major surgery in opioid-naïve patients. *J Manag Care Spec Pharm*. 2021;27(6):760-771. doi:10.18553/jmcp.2021.20507
18. van Dijk JFM, Kappen TH, Schuurmans MJ, van Wijck AJM. The Relation Between Patients' NRS Pain Scores and Their Desire for Additional Opioids after Surgery. *Pain Pract*. 2015;15(7):604-609. doi:10.1111/papr.12217
19. Uhrbrand P, Phillipsen A, Dreyer P, Nikolajsen L. Opioid tapering after surgery: a qualitative study of patients' experiences. *Scand J Pain*. 2020;20(3):555-563. doi:10.1515/sjpain-2019-0168
20. Huang A, Azam A, Segal S, et al. Chronic postsurgical pain and persistent opioid use following surgery: the need for a transitional pain service. *Pain Manag*. 2016;6(5):435-443. doi:10.2217/pmt-2016-0004
21. Katz J, Weinrib AZ, Clarke H. Chronic postsurgical pain: From risk factor identification to multidisciplinary management at the Toronto General Hospital Transitional Pain Service. *Can J Pain*. 2019;3(2):49-58. doi:10.1080/24740527.2019.1574537
22. Rosenquist RW, Mariano ER. The Future of Pain Medicine. *ASA Monit*. 2021;85(S10):35-37. doi:10.1097/01.ASM.0000795180.24248.c5
23. Sun EC, Mariano ER, Narouze S, et al. Making a business plan for starting a transitional pain service within the US healthcare system. *Reg Anesth Pain Med*. 2021;46(8):727-731. doi:10.1136/rapm-2021-102669
24. Weinrib AZ, Burns LC, Mu A, et al. A case report on the treatment of complex chronic pain and opioid dependence by a multidisciplinary transitional pain service using the ACT Matrix and buprenorphine/naloxone. *J Pain Res*. 2017;10:747-755. doi:10.2147/JPR.S124566
25. McCracken LM, Turk DC. Behavioral and Cognitive-Behavioral Treatment for Chronic Pain: Outcome, Predictors of Outcome, and Treatment Process. *Spine*. 2002;27(22):2564.
26. Murphy R, Calugi S, Cooper Z, Grave RD. Challenges and opportunities for enhanced cognitive behaviour therapy (CBT-E) in light of COVID-19. *Cogn Behav Ther*. 2020;13:e14. doi:10.1017/S1754470X20000161
27. Dario AB, Moreti Cabral A, Almeida L, et al. Effectiveness of telehealth-based interventions in the management of non-specific low back pain: a systematic review with meta-analysis. *Spine J*. 2017;17(9):1342-1351. doi:10.1016/j.spinee.2017.04.008
28. Bolger N, Laurenceau JP. *Intensive Longitudinal Methods: An Introduction to Diary and Experience Sampling Research*. Guilford Press; 2013:xv, 256.
29. Muthen LK, Muthen BO. Mplus user guide Ver_7_r6_web.pdf. Mplus: Statistical Analysis with Latent Variables. Published 2017. Accessed January 4, 2023. https://www.statmodel.com/download/usersguide/Mplus%20user%20guide%20Ver_7_r6_web.pdf
30. Brown AR. A Systematic Review of Psychosocial Interventions in Treatment of Opioid Addiction. *J Soc Work Pract Addict*. 2018;18(3):249-269. doi:10.1080/1533256X.2018.1485574
31. Ou FS, Le-Rademacher JG, Ballman KV, Adjei AA, Mandrekar SJ. Guidelines for Statistical Reporting in Medical Journals. *J Thorac Oncol*. 2020;15(11):1722-1726. doi:10.1016/j.jtho.2020.08.019

32. Charan J, Saxena D. Suggested statistical reporting guidelines for clinical trials data. *Indian J Psychol Med.* 2012;34(1):25-29.
33. Gannon J, Atkinson JH, Chircop-Rollick T, et al. Telehealth Therapy Effects of Nurses and Mental Health Professionals From 2 Randomized Controlled Trials for Chronic Back Pain. *Clin J Pain.* 2019;35(4):295-303. doi:10.1097/AJP.0000000000000678
34. Fernandes LG, Devan H, Kamper SJ, Williams CM, Saragiotto BT. Enablers and barriers of people with chronic musculoskeletal pain for engaging in telehealth interventions: protocol for a qualitative systematic review and meta-synthesis. *Syst Rev.* 2020;9(1):122. doi:10.1186/s13643-020-01390-x
35. Slepian PM, Peng M, Janmohamed T, et al. Engagement with Manage My Pain mobile health application among patients at the Transitional Pain Service. *Digit Health.* 2020;6:2055207620962297. doi:10.1177/2055207620962297
36. Rishel CA, Angst MS, Sun EC. Preoperative Opioid Utilization Patterns and Postoperative Opioid Utilization: A Retrospective Cohort Study. *Anesthesiology.* 2021;135(6):1015-1026. doi:10.1097/ALN.0000000000004026
37. Abid Azam M, Weinrib AZ, Montbriand J, et al. Acceptance and Commitment Therapy to manage pain and opioid use after major surgery: Preliminary outcomes from the Toronto General Hospital Transitional Pain Service. *Can J Pain.* 2017;1(1):37-49. doi:10.1080/24740527.2017.1325317
38. Kuehn BM. Massive Costs of the US Opioid Epidemic in Lives and Dollars. *JAMA.* 2021;325(20):2040. doi:10.1001/jama.2021.7464
39. Yerneni K, Nichols N, Abecassis ZA, Karras CL, Tan LA. Preoperative Opioid Use and Clinical Outcomes in Spine Surgery: A Systematic Review. *Neurosurgery.* 2020;86(6):E490. doi:10.1093/neuros/nyaa050

Author Contributions

MH: Lucid Lane PI, biostatistician, lead author, study design, administration of the study protocol, data maintenance and management, data analysis, initial complete manuscript draft, manuscript editing/reviewing.
 BN: co-author, literature review, writing contributions to major sections of manuscript, manuscript feedback, editing/reviewing.
 AZ: co-author, study design, manuscript feedback.
 JS: co-author, access to resources/materials, manuscript feedback.
 JC: co-author, access to resources/materials, manuscript feedback.
 AF: co-author, access to resources/materials, manuscript feedback.
 EP: UT Houston PI, study design, administration of the study protocol, access to resources/materials, manuscript feedback.

Data Availability Statement

All data will be made available upon publication. It will be available in deidentified format.

Competing Interests Statement

MH is a salaried employee of Lucid Lane, Inc., has stock options in Lucid Lane, Inc., and has received conference travel support from Lucid Lane, Inc. BN is a salaried employee of Lucid Lane, Inc. and Anthem, Inc., has stock options in Lucid Lane, Inc. and Anthem, Inc., and has patents planned from Lucid Lane, Inc. and Anthem, Inc. AZ is a salaried employee of Lucid Lane, Inc., and Lucid Lane Providers, P.C., has received travel support from Lucid Lane, Inc., is on the leadership board of Lucid Lane and Board of Directors, and is on the Advisory Board of the American Festival for Thy Arts. JS has no competing interests. JC has received teaching payment from Stryker Spine. AF has grant support from NIH NINDS R01 #NS113893, and participates on the Data Safety Monitoring Board/Advisory Board of Medtronic. EP served as President for the Texas Society of Anesthesiologists, and serves as a Medical Consultant with future stock options at Lucid Lane, Inc.

Figures

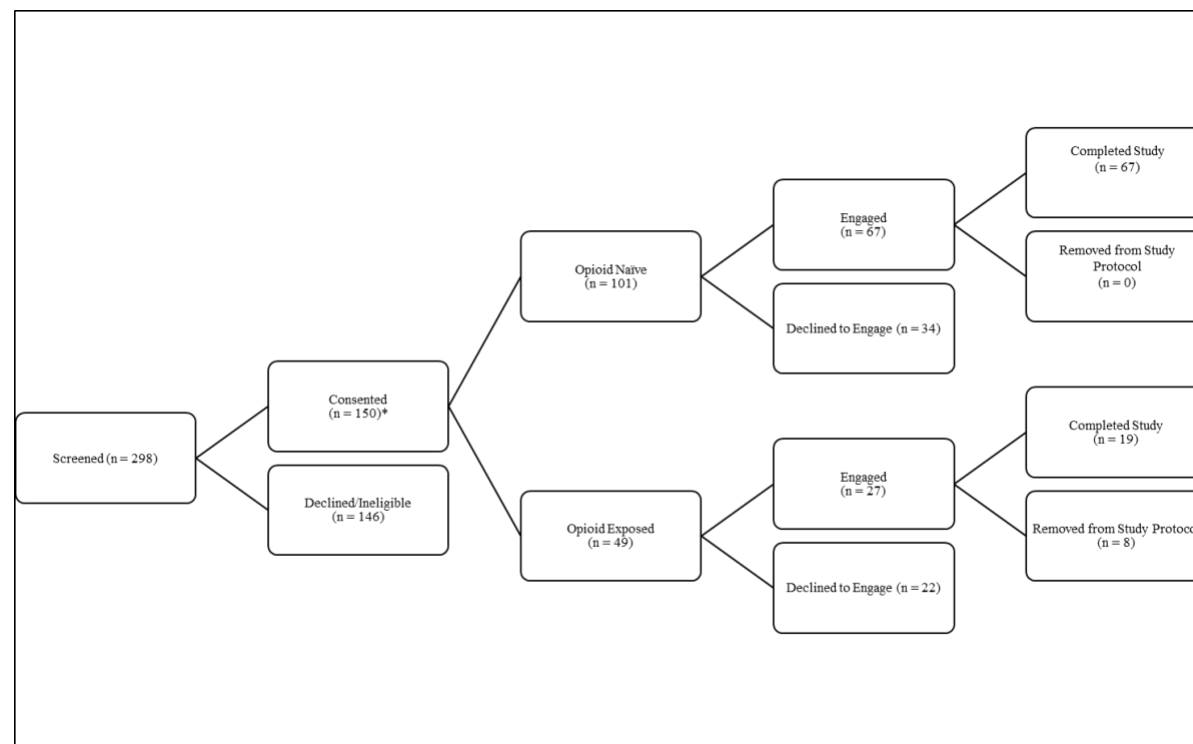


Figure 1. CONSORT Diagram

* n = 152 consented; however, n = 2 were promptly removed from consent procedures due to cancellation of surgical procedure

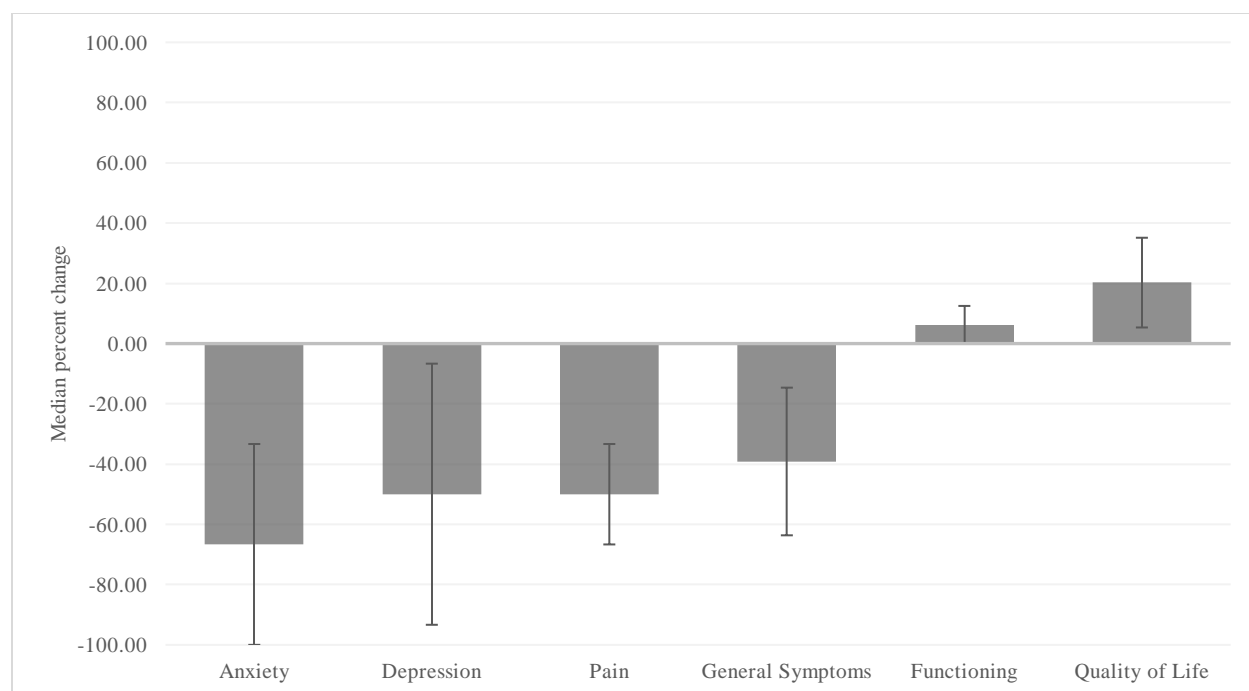


Figure 2. Behavioral health changes within 90-days for the opioid naive arm

Note. Reduced scores in anxiety, depression, pain, and general symptoms indicate improvement. Increased scores in functioning and quality of life indicate improvement. All behavioral health median changes were statistically significantly different from the first appointment to the final appointment ($p < .001$).

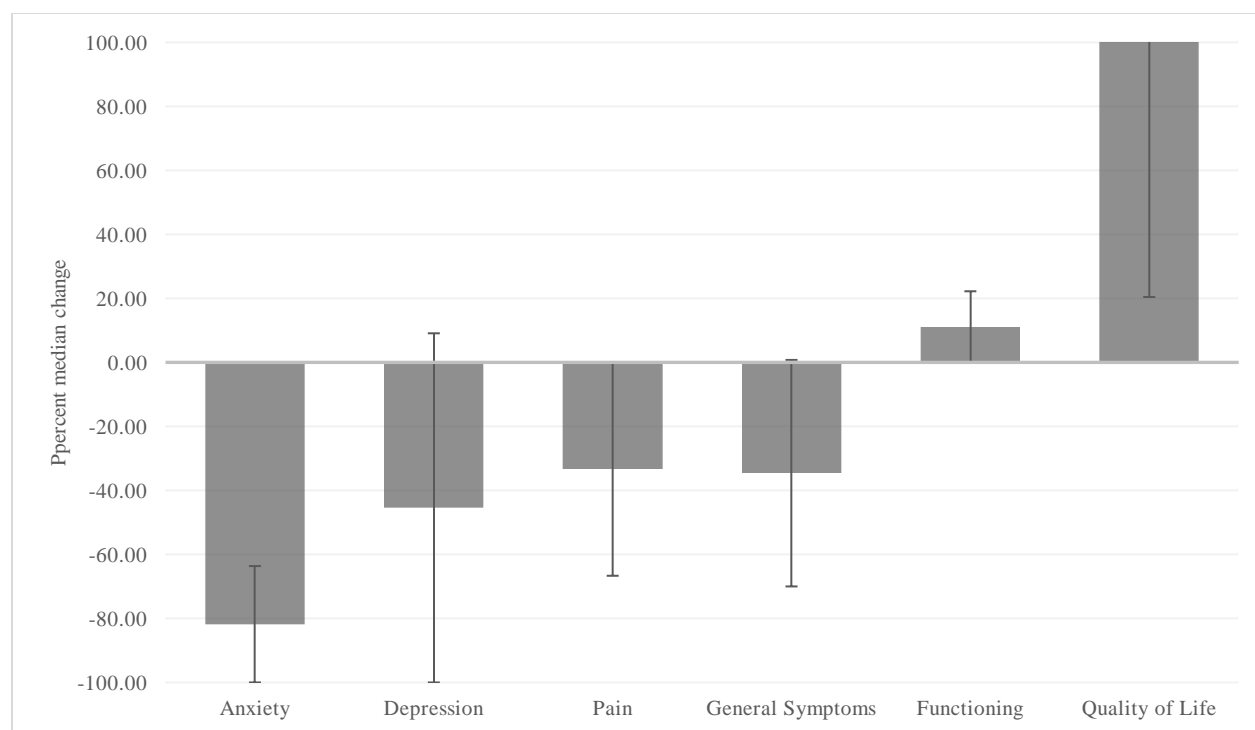


Figure 3. Behavioral health changes with statistical significance for the Opioid Exposed Arm

Note. Reduced scores in anxiety, depression, pain, and general symptoms indicate improvement. Increased scores in functioning and quality of life indicate improvement. All behavioral health changes were statistically significantly different from the first appointment to the final appointment ($p < .05$).

Tables

Table 1. Patient Preoperative Characteristics

Characteristic	n	Mean (SD) or %
Age (years)		56.6 (12.8)
Sex		
Male	62	41.3%
Female	88	58.7%
Other	0	0.0%
Ethnicity		
Black/African American	30	20.0%
Hispanic/Latino	29	19.3%
White	89	59.3%
Other	2	1.3%
Preoperative opioid use		
Yes (Opioid Exposed)	49	32.70%
No (Opioid Naive)	101	67.30%
Preoperative Behavioral Health		
Pain ^a		6.6 (2.5) ^{*a}
QoL ^b		57.5 (27.7) ^{*b}
Functioning ^c		73.8 (11.6) ^{*c}
Depression ^d		7.7 (6.4) ^{*d}
Anxiety ^e		7.3 (5.9) ^{*e}
Symptoms ^f		29.5 (19.8) ^{*f}

^aVisual Analog Scale (numerical rating 0-10)

^bEuropean Quality of Life EQ5D5L composite score (0-100)

^cGlobal Assessment of Functioning (numerical rating 0-100)

^dPatient Health Questionnaire-9 total score

^eGeneralized Anxiety Disorder-7 total score

^fEdmonton Symptoms Assessment Survey total score

^{*a} statistically significantly higher pain symptoms for opioid exposed, $F(1,149) = 19.9$, $p < .001$, Cohen's $f = .35$

^{*b} statistically significantly lower QoL for opioid exposed, $F(1,149) = 22.4$, $p < .001$, Cohen's $f = .38$

^{*c} statistically significantly lower functioning for opioid exposed, $F(1,149) = 25.5$, $p < .001$, Cohen's $f = .40$

^{*d} statistically significantly higher depression symptoms for opioid exposed, $F(1,149) = 20.9$, $p < .001$, Cohen's $f = .36$

^{*e} statistically significantly higher anxiety symptoms for opioid exposed, $F(1,149) = 11.1$, $p = .001$, Cohen's $f = .26$

^{*f} statistically significantly higher overall symptoms for opioid exposed, $F(1,149) = 20.9$, $p < .001$, Cohen's $f = .36$

Table 2. Comparison of healthcare utilization within 90-days postoperative period, IBM^R MarketScan^R Data and Lucid Lane Data

Major Incidence	Claim Type	IBM MarketScan MSK Surgery with Opioid Prescription within 14 Days of Surgery (2018)		Lucid Lane Spine Surgery with Opioid Prescription after Surgery (2020-2021)	
		Utilization per 1000	Cost per Unit (\$)	Utilization per 1000	Cost per Unit (\$)
Inpatient Admission	Hospital Admission within 90 Days	194.5	37,750.53	0	0
Facility Outpatient	Emergency Room within 90 Days	42.5	2,354.08	0	0