

Xylazine in Drug Seizure Reports and Overdose Deaths in the US, 2018-2022

Manuel Cano¹, Raminta Daniulaitye², and Flavio Marsiglia^{1,3}

¹ School of Social Work, Arizona State University, United States

² College of Health Solutions, Arizona State University, United States

³ Global Center for Applied Health Research, Arizona State University, United States

Author Note

Correspondence concerning this manuscript should be addressed to Manuel Cano, School of Social Work, Arizona State University, 411 N Central Ave, Phoenix, AZ, 85004, USA.

Email: mcanomor@asu.edu

Institutional Review Board Information

This study using aggregated publicly-available mortality rates was exempted from review by the Arizona State University Institutional Review Board.

Disclosures.

The authors report no conflicts of interest to disclose.

Funding: NIH/NIDA 1R21DA055640-01A1 Counterfeit Pharmaceuticals: Increased Risks in the Era of Novel Synthetic Opioids and Other Designer Drugs (PI Daniulaitye)

Abstract

Xylazine is increasingly reported in street drugs and fatal overdoses in the United States (US), often in combination with synthetic opioids, yet state-level xylazine data are limited, hampering local public health responses. The present study analyzed 2018-2022 state-level data from the National Forensic Laboratory Information System (xylazine-positive reports of seized drugs analyzed by forensic laboratories), the Centers for Disease Control and Prevention (population estimates, synthetic opioid overdose mortality rates), and individual states' medical examiner/public health agency reports (numbers of xylazine-involved overdose deaths). An ordinary least squares regression model predicted state-level synthetic opioid overdose mortality rates by xylazine seizure report rates, adjusting for US Census Region. In 2018, relatively low rates of xylazine seizure reports were observed, with 21 states reporting zero xylazine seizures. In 2022, only three states reported zero xylazine seizures, and the highest xylazine seizure report rates (per 100,000 residents) were observed in New Jersey (30.4), Rhode Island (22.7), Maryland (18.9), Virginia (15.5), New Hampshire (13.0), and Ohio (10.9). Data on 2019-2022 xylazine-involved overdose deaths were available for 21 states/DC (60 state-years), with the highest 2022 xylazine-involved overdose death rates (per 100,000 residents) in Vermont (10.5) and Connecticut (9.8). Finally, in 2021, at the state level, each additional reported xylazine seizure per 100,000 residents was associated with a 2% higher synthetic opioid overdose mortality rate ($b=0.02$, robust standard error=0.01; $p=0.049$). Overall, study results emphasize xylazine's increasing involvement in US law enforcement drug seizure reports and overdose deaths, primarily in the East, yet also extending across the country.

Keywords: xylazine; law enforcement drug seizure reports; overdose; synthetic opioid

Xylazine in Drug Seizure Reports and Overdose Deaths in the US, 2018-2022

Xylazine (a sedative/analgesic approved only for veterinary use) has been designated by the United States (US) Government as an “emerging threat” due to its increasing presence in fatal overdoses.¹ Xylazine-involved overdose deaths in the US rose from 102 in 2018 to 3,468 in 2021,² and nearly all (97%-100%) of these deaths also involved synthetic opioids such as fentanyl.²⁻⁴ Xylazine-involved overdose deaths are primarily concentrated in the eastern US,² especially in the Northeast,³ yet it is less clear to what extent xylazine is involved in overdose deaths within individual states across the US, in part because xylazine-involved overdose death counts/rates are not accessible via the Centers for Disease Control and Prevention (CDC)’s national mortality database (Multiple Cause of Death via the National Vital Statistics System). *State-level* data on xylazine-involved overdose deaths are currently limited in peer-reviewed publications, including analyses from individual states (Connecticut⁴; West Virginia⁵; Tennessee⁶) and a CDC report⁷ providing ranges (e.g., 100 to 499 deaths) of fentanyl/xylazine-positive deaths for 31 states. In a 2022 publication,⁸ researchers were able to locate xylazine-involved overdose death data for only 14 jurisdictions in the US (including cities, counties, and states).

Information about xylazine’s presence in street drug supplies and in overdose deaths within individual states, cities, and counties is necessary to inform local public health agencies’ and providers’ implementation of xylazine-specific harm reduction strategies. In light of gaps in overdose death data availability and timeliness, various studies have used law enforcement drug seizure data to predict or forecast overdose deaths.⁹⁻¹² While law enforcement drug seizures may be undertaken with the intent of reducing drug-related harms, including overdose, the “drug bust paradox” posits that fatal opioid overdoses increase after law enforcement operations such as

drug seizures, as individuals who use drugs lose trusted suppliers and resume use with reduced opioid tolerance, obtaining drugs with unknown composition and potency.^{13,14} At the same time, numerous state- and county-level studies have conceptualized drug seizure measures as indicators of the *availability* of different substances within the illicit drug supply (rather than as law enforcement operations that directly affect overdose rates), finding increased levels of drug seizures involving fentanyl and/or fentanyl analogs associated with increased overdose mortality rates.^{11,15-20} Nonetheless, relatively less is known about *xylazine* seizures.

Therefore, the present study compiles and depicts available data on xylazine involvement in US drug seizure cases and overdose deaths across states, regions, and years (2018-2022). The study also hypothesizes that the extent of xylazine's presence in states' illicit drug supplies (as approximated via xylazine drug seizure reports) is associated with states' levels of synthetic opioid overdose mortality, considering that xylazine is nearly always accompanied by synthetic opioids in cases of fatal overdose.²

Methods

Data Sources

Xylazine Seizure Data

Drug seizure data were obtained from the National Forensic Laboratory Information System (NFLIS) online Public Data Query System,²¹ which provides public-access data from 98% of US law enforcement drug seizure samples submitted to and analyzed by forensic laboratories.²² Results from approximately 95% of analyzed drug submissions are available in NFLIS within three months, with the remaining 5% updated as available²²; the data used in the

present study represented xylazine seizure reports for 2018-2022 recorded in the NFLIS as of July 28, 2023. (Although NFLIS drug seizure reports do not encompass the totality of drugs seized by law enforcement,²² in the present study, we use the term “xylazine seizure” for brevity, referring to drug seizure samples in which xylazine was detected and reported when analyzed by NFLIS-participating laboratories.) We extracted numbers of xylazine seizures for each year for each of the 50 states and District of Columbia, as well as for all states combined and for each Health and Human Services (HHS) region.

Overdose Mortality Data

The CDC’s national mortality database (Multiple Cause of Death from the National Vital Statistics System) represents the primary nationwide source of counts or rates of various types of overdose deaths (e.g., involving synthetic opioids, cocaine), identified via International Classification of Diseases (ICD)-10 codes. No ICD-10 code corresponds solely to xylazine,² and although the ICD-10 code T42.7 (antiepileptic and sedative-hypnotic) can include both xylazine and levetiracetam,² in 2021, the number of fatal drug overdoses reported in national mortality data²³ with a T42.7 code as a “multiple [contributing] cause of death” (2,657) represented only a fraction (77%) of the total 3,468 xylazine-involved deaths in 2021 identified via a separate CDC analysis of literal text on death certificates.²

Since numbers of xylazine-involved overdose deaths are not available via the public-access or restricted-access version of the aforementioned CDC mortality database, we first used xylazine-involved overdose rates recently published by the CDC (based on their analysis of literal text on death certificates²), comprising age-adjusted rates by HHS *region* (for the year 2021, with data unavailable for three of the ten HHS regions) and for the *US overall* (for each

year from 2018-2021). Since *state-level* xylazine-involved overdose counts/rates were *not* provided in this CDC publication,² we next searched online for state-level counts of xylazine-involved overdose deaths for any year between 2019 and 2022 (following the example of a prior study⁸). For each state and the District of Columbia, we conducted systematic online searches by querying Google with the terms “[state name] overdose death data xylazine,” proceeding to additional search terms as necessary, including “[state name] overdose data,” “[state name] SUDORS [State Unintentional Drug Overdose Reporting System] data report,” “[state name] medical examiner overdose report,” and “[state public health agency name] overdose data.” We recorded any state-level xylazine-involved overdose death count available from an official state website (e.g., public health department website, medical examiner website), the webpage of a university/entity contracted to analyze statewide overdose data, or a peer-reviewed journal article. We recorded counts available for one-year time periods (or half of a year, which we doubled to estimate a yearly total) but not for several years combined. Considering that approximately 99% of all xylazine-involved overdose deaths also involve fentanyl,² we extracted counts of xylazine-involved overdose deaths overall or overdose deaths involving both xylazine and fentanyl or opioids, as available in each data source. In cases where only the total number of overdose deaths and percentage involving xylazine was provided, we multiplied the total number of overdose deaths by the fraction involving xylazine to arrive at an estimated number of xylazine-involved overdose deaths.

Finally, we obtained 2021 state-level rates of *synthetic opioid* overdose deaths (per 100,000 population) from the Multiple Cause of Death dataset via the CDC WONDER online platform.²³ Synthetic opioid overdose deaths were identified via an “underlying cause of death” corresponding to drug poisoning of any intent (ICD-10 codes X40-44, X60-64, X85, Y10-14)

and a contributing “multiple cause of death” corresponding to ICD-10 category T40.4 (synthetic opioids excluding methadone).

Population Estimates

Population estimates, by state and year, as well as for the entire US and HHS regions, were obtained from the National Center for Health Statistics via the CDC WONDER online platform.²³ These population estimates were utilized in the computation of rates of xylazine seizures and xylazine-involved overdose deaths.

Statistical Analyses

Analyses were completed in Stata/MP 18.0 and RStudio. First, in order to visually depict regional and time patterns in rates of xylazine drug seizure reports and xylazine-involved overdose deaths, we plotted: a) a line graph depicting xylazine seizure rates and xylazine-involved overdose death rates in the US over time (2018-2021); and b) a scatter plot with each HHS region’s 2021 xylazine seizure rate (x-axis) and 2021 xylazine-involved overdose death rate (y-axis). We also computed the annual percent change in nationwide yearly rates of xylazine seizures and xylazine-involved overdose deaths for each year from 2018 to 2021. The modest number of available xylazine-involved overdose mortality rates precluded a formal analysis of correlation between xylazine seizures and xylazine-involved overdose deaths.

We next examined state-level data. To visually compare xylazine *seizure* rates between US states, we plotted the number of xylazine seizures per 100,000 residents for each state and year (2018-2022), ranking states based on their 2022 xylazine seizure rates. To examine xylazine-involved *overdose* deaths in different states, we used xylazine overdose death counts

and population estimates to calculate rates per 100,000 residents (for each state and year with data available from our systematic online search). We then plotted rates of xylazine seizures and xylazine-involved overdose deaths by state and year to aid visualization of patterns over time. Nonetheless, the small number of states with xylazine mortality data again prevented any formal analysis of the association between xylazine seizures and xylazine-involved overdose deaths.

Finally, in the absence of xylazine-involved overdose mortality data for all states, we examined the extent to which states' xylazine seizure levels may be associated with *synthetic opioid* overdose mortality, considering that nearly all xylazine-involved overdose deaths also involve synthetic opioids such as fentanyl.² We used data from 2021, the most recent year with finalized (non-provisional) mortality data available for all states, in an ordinary least squares multiple regression model predicting 2021 state-level synthetic opioid overdose mortality rates (per 100,000, log-transformed) based on 2021 xylazine seizure rates (per 100,000), adjusting for states' US Census Region and using robust standard errors (SEs). In an alternate specification, we modeled xylazine seizures as a *percentage* (of all seizure reports of heroin, xylazine, fentanyl-related substances, methamphetamine, and cocaine) instead of as a rate per population, considering that proportion-based measures may better reflect the availability of one substance relative to others, irrespective of state differences in law enforcement operations.^{19,24}

Results

Rates of Xylazine Seizures and Deaths by Region and Year

Figure 1A depicts xylazine seizure rates and xylazine-involved overdose rates in the US over the years 2018-2021. Xylazine seizure rates increased 172% from 2018-2019, 106% from

2019-2020, and 167% from 2020-2021, while age-adjusted xylazine-involved overdose death rates increased 567% from 2018-2019, 135% from 2019-2020, and 126% from 2020-2021.

As depicted in Figure 1B, in 2021, HHS regions with higher rates of xylazine seizures were also generally regions with the highest rates of xylazine-involved overdose deaths, while HHS regions with the lowest rates of xylazine seizures also generally exhibited the lowest rates of xylazine-involved overdose deaths. At the same time, xylazine-involved overdose death rates were notably higher in Region 3 (DC, DE, MD, PA, VA, WV) than Region 2 (NJ, NY) even though xylazine seizure rates were similar in the two regions; moreover, while the xylazine seizure rate was more than twice as high in Region 2 (NJ, NY) as Region 1 (CT, MA, ME, NH, RI, VT), xylazine-involved overdose death rates were similar in these two regions.

State-level Xylazine Seizure Rates

Figure 2 presents xylazine seizure rates by state and year, with states ranked based on their 2022 seizure rate. In 2018, relatively low rates of xylazine seizures were observed across all states, with all states reporting a rate at or below approximately 1 xylazine seizure per 100,000 residents, and 21 states reporting zero seizures. In contrast, in 2022, only three states reported zero xylazine seizures, more than half of states reported a rate above 1 seizure per 100,000 residents, and the highest rates of xylazine seizures (per 100,000 residents) were observed in New Jersey (30.4), Rhode Island (22.7), Maryland (18.9), Virginia (15.5), New Hampshire (13.0), and Ohio (10.9).

State-level Xylazine-involved Overdose Death Rates

Table 1 provides numbers and rates of xylazine-involved overdose deaths for each state and year (2019-2022) with data publicly available,^{5,8,25-44} comprising 60 state-year observations across 21 states/DC: 11 states with 2019 data; 15 states with 2020 data; 19 states with 2021 data; and 15 states with 2022 data. Of the states with data publicly available, the highest xylazine-involved overdose death rates (per 100,000 residents) were observed in 2022 in Vermont (10.5) and Connecticut (9.8).

State Rates of Xylazine Seizures and Xylazine Overdose Deaths

In Figure 3, the magenta lines represent xylazine seizures per 100,000 residents, for each state and DC, 2019-2022, while the blue bars mark xylazine-involved overdose deaths per 100,000 residents for each state and year with data available. In states such as Pennsylvania and Connecticut, visual trends in xylazine-involved overdose death rates appeared to mirror trends in xylazine seizure rates. In contrast, in states such as New Jersey and Ohio, xylazine seizure rates appeared to increase notably more rapidly than xylazine-involved overdose death rates, while in Vermont, rates of xylazine-involved overdose deaths appeared to increase more rapidly than rates of xylazine seizures. Finally, the state with the highest rate of xylazine seizures (New Jersey) reported relatively low rates of xylazine-involved overdose deaths, especially compared to Vermont and Connecticut, states with lower levels of xylazine seizures but higher xylazine overdose death rates.

Association between States' Xylazine Seizures and Synthetic Opioid Overdose Deaths

In the regression model predicting states' ($n=51$) 2021 synthetic opioid overdose mortality rates (log-transformed) by xylazine seizure rates, adjusting for US Census Region, each additional xylazine seizure per 100,000 residents was associated with a 2% higher synthetic

opioid overdose mortality rate ($b=0.02$, robust se=0.01; $[\exp(0.02)-1]*100\%=2\%$; $p=0.049$). In the alternate specification of the regression model, the percentage of seizures involving xylazine (instead of the rate per 100,000) was also significantly positively associated with synthetic opioid overdose death rates ($b=0.05$, robust se=0.01; $p=0.001$).

Limitations

Although the NFLIS reports a 98% participation rate from US forensic laboratories, not every drug seized is analyzed,²² and since NFLIS does not represent a random sample of the US illicit drug supply,⁴⁵ it is unclear to what extent drug seizure samples are representative of overall street drug availability. Drug seizure counts from the publicly-available NFLIS also lack information about the weights/dosage equivalents of the drugs seized or the combinations of substances within a single drug seizure,²² and different forensic laboratories employ different procedures for testing and reporting.⁴⁵ In the present study, the state-level data on xylazine-involved overdose deaths were located via an online search, resulting in death counts obtained from individual states which may employ different procedures for death investigations, toxicology, death certificate reporting,² and presentation of data on xylazine overdose deaths (e.g., whether including deaths of all intents or only accidental/undetermined intent, presenting all xylazine-positive deaths or only deaths where xylazine was identified as a contributing cause, reporting xylazine-involved deaths or xylazine-fentanyl deaths). Differences in rates of reported xylazine-involved overdose deaths between states, regions, or years may reflect regional and time differences in the extent to which local jurisdictions test for xylazine in post-mortem toxicology.² Finally, in the present study, xylazine-involved overdose death data were located for a limited number of states, precluding statistical examinations of associations between xylazine seizures and xylazine overdose deaths. Moreover, the analysis of the relationship between

xylazine seizures and synthetic opioid overdose deaths was cross-sectional and represented a test of association rather than causality.

Discussion

Results of this study highlight xylazine's increasing involvement in law enforcement drug seizures and overdose deaths in the US. Rates of xylazine law enforcement seizure reports and xylazine-involved overdose deaths more than doubled each year from 2018-2021, although it is unclear to what extent these increases may reflect expanded testing for xylazine. Study results emphasize the need for more state-level (and community-level) data on xylazine-involved overdose deaths to inform local area overdose response initiatives. In the present study, we were unable to locate yearly xylazine-involved overdose death counts for 30 states, including several states (e.g., VA, DE, RI) bordering high-xylazine mortality states.

Expanding and standardizing postmortem testing and reporting procedures across US jurisdictions has the potential to support more uniformly available and complete data on xylazine-involved overdose deaths.^{46,47} Additionally, since data from drug-checking programs⁴⁸⁻⁵⁰ or healthcare settings⁵¹⁻⁵² are currently limited in geographic reach, law enforcement drug seizure data offer a potential gauge of community-level xylazine risk. In the present study, the limited available xylazine overdose death data precluded a formal examination of the association between xylazine seizures and xylazine-involved overdose deaths. Nonetheless, in general, regions and states with higher rates of xylazine seizures also appeared to experience higher rates of xylazine-involved overdose deaths, providing initial support for xylazine seizure rates as potential proxies of xylazine's presence in illicit drug supplies. At the same time, several differences were observed between state patterns in xylazine seizures and in xylazine-involved overdose deaths; for example, in New Jersey, xylazine seizure rates increased notably more

rapidly and far exceeded rates in states such as Vermont and Connecticut, yet xylazine-involved overdose death rates were lower in New Jersey than in Vermont and Connecticut. This example may reflect the geographic differences in drug reporting on death certificates⁵³ or the limitations of a drug seizure measure that does not incorporate weight/dosage/drug combinations or differences in law enforcement operations.^{17,19} This finding may also highlight the role of factors beyond xylazine availability that shape state levels of xylazine-involved overdose mortality (e.g., fentanyl/analog availability, socioeconomic contexts, treatment and healthcare services, policies).

In the present study, states' 2021 xylazine seizure rates were positively associated with 2021 synthetic opioid (e.g., fentanyl) overdose mortality rates, even after adjusting for region. Causal mechanisms were not examined in this preliminary analysis, yet it may be possible that a higher prevalence of xylazine in fentanyl supplies increases fatalities due to xylazine's effects alone⁵⁴ or in combination with fentanyl,⁵⁰ exacerbated by the lack of a xylazine-reversal agent.⁴⁶ Fatal overdoses involving xylazine nearly always include fentanyl,² and illicitly-manufactured fentanyl has a longer history and notably greater prevalence in eastern states than in the West,⁵⁵ yet the association between xylazine seizures and synthetic opioid overdose mortality rates was observed even after adjusting for states' Census Region in an attempt to account for this East/West difference.

Overall, study results were consistent with prior studies identifying greater xylazine involvement in overdose deaths in the eastern US,² especially in the Northeast.^{3,7} Adding to the list of states identified as hotspots for xylazine overdose (Maryland,⁷ Connecticut⁷), study results suggest that Vermont has also experienced some of the highest recent reported rates of xylazine-involved overdose deaths. Prior studies have identified Philadelphia, Pennsylvania as the

epicenter of xylazine-involved overdose deaths,^{1,56} and in the present study, Pennsylvania reported the highest absolute *number* of xylazine deaths (of all states with available data), yet *rates* of xylazine-involved overdose deaths were higher in several other states (e.g., in 2022: Connecticut, 9.8 per 100,000; Vermont, 10.5) than in Pennsylvania (in 2022: 5.9 per 100,000). At the same time, some Pennsylvania counties evidence high levels of underreporting of drug involvement on death certificates,^{53,57} suggesting that Pennsylvania's xylazine-involved overdose death rates may be underestimates.

In communities with xylazine prevalent in illicit drug supplies, overdose prevention efforts may be strengthened via the evaluation, optimization, and incorporation of xylazine-specific harm reduction strategies. Recently-developed xylazine test strips represent one such potential harm reduction strategy⁵⁸; research in this area is still nascent,^{56,59} especially relative to research on fentanyl test strips,⁶⁰ and qualitative data suggest that some individuals who use drugs wish to avoid xylazine⁵⁶ while others seek xylazine-adulterated fentanyl for a longer-duration effect.⁸ In addition to test strips, integrating xylazine information in overdose prevention training may better equip individuals who use drugs and other lay and professional overdose responders.⁶¹ The opioid reversal medication naloxone can counteract the respiratory depression caused by the opioids that commonly accompany xylazine but cannot address the effects of xylazine itself (since xylazine is not an opioid⁴⁶), so lay responders are often advised to not only administer naloxone but also call emergency medical services and provide rescue breathing,⁶² and medical professionals may need to provide additional interventions specific to xylazine effects (e.g., hypotension).^{1,46} While arguably not directly related to overdose, wound care also represents a harm reduction strategy particularly relevant for individuals who use drugs containing xylazine, due to the severe skin ulcerations often accompanying use.⁶¹⁻⁶³ These skin

ulcerations, as well as the withdrawal symptoms associated with xylazine dependence, also complicate the provision of effective substance use disorder treatment,^{1,61} necessitating additional research and evaluation to optimize treatment care protocols.⁴⁷

Conclusion

Although xylazine is not currently one of the top drugs contributing to overdose deaths in the US overall, xylazine involvement in overdose deaths is relatively high within certain regions/states/communities,^{7,64} rapidly increasing, and likely underestimated due to limited testing.^{2,46} Moreover, xylazine's presence in illicit drug supplies is extending across the country, no longer limited to the Northeast.^{65,66} Timely identification of xylazine in local drug supplies and overdoses represents a first step in responding to this “emerging threat,”¹ followed by the evaluation, optimization, dissemination, and implementation of xylazine-specific harm reduction strategies, including those already identified by frontline workers in regions with a longer history and higher prevalence of xylazine in street drug supplies.⁶¹

Reference List

1. Gupta R, Holtgrave DR, Ashburn MA. Xylazine - Medical and Public Health Imperatives. *N Engl J Med*. 2023;388(24):2209-2212. doi:10.1056/NEJMp2303120
2. Spencer MR, Cisewski JA, Warner M, Garnett MF. Drug overdose deaths involving xylazine: United States, 2018–2021; June 2023. Centers for Disease Control and Prevention. Accessed August 2, 2023. <https://dx.doi.org/10.15620/cdc:129519>
3. Kariisa M, Patel P, Smith H, Bitting J. Notes from the Field: Xylazine Detection and Involvement in Drug Overdose Deaths - United States, 2019. *MMWR Morb Mortal Wkly Rep*. 2021;70(37):1300-1302. Published 2021 Sep 17. doi:10.15585/mmwr.mm7037a4
4. Thangada S, Clinton HA, Ali S, et al. Notes from the Field: Xylazine, a Veterinary Tranquilizer, Identified as an Emerging Novel Substance in Drug Overdose Deaths - Connecticut, 2019-2020. *MMWR Morb Mortal Wkly Rep*. 2021;70(37):1303-1304. Published 2021 Sep 17. doi:10.15585/mmwr.mm7037a5
5. Sibbesen J, Abate MA, Dai Z, et al. Characteristics of xylazine-related deaths in West Virginia-Xylazine-related deaths. *Am J Addict*. 2023;32(3):309-313. doi:10.1111/ajad.13365
6. Korona-Bailey J, Onyango E, Hall KF, Jayasundara J, Mukhopadhyay S. Xylazine-Involved Fatal and Nonfatal Drug Overdoses in Tennessee From 2019 to 2022. *JAMA Netw Open*. 2023;6(7):e2324001. Published 2023 Jul 3. doi:10.1001/jamanetworkopen.2023.24001
7. Kariisa M, O'Donnell J, Kumar S, Mattson CL, Goldberger BA. Illicitly Manufactured Fentanyl-Involved Overdose Deaths with Detected Xylazine - United States, January 2019-June 2022. *MMWR Morb Mortal Wkly Rep*. 2023;72(26):721-727. Published 2023 Jun 30. doi:10.15585/mmwr.mm7226a4
8. Friedman J, Montero F, Bourgois P, et al. Xylazine spreads across the US: A growing component of the increasingly synthetic and polysubstance overdose crisis. *Drug Alcohol Depend*. 2022;233:109380. doi:10.1016/j.drugalcdep.2022.109380
9. Hall OE, Trent Hall O, Eadie JL, et al. Street-drug lethality index: A novel methodology for predicting unintentional drug overdose fatalities in population research. *Drug Alcohol Depend*. 2021;221:108637. doi:10.1016/j.drugalcdep.2021.108637
10. Sumner SA, Bowen D, Holland K, et al. Estimating Weekly National Opioid Overdose Deaths in Near Real Time Using Multiple Proxy Data Sources. *JAMA Netw Open*. 2022;5(7):e2223033. Published 2022 Jul 1. doi:10.1001/jamanetworkopen.2022.23033
11. Rosenblum D, Unick J, Ciccarone D. The Rapidly Changing US Illicit Drug Market and the Potential for an Improved Early Warning System: Evidence from Ohio Drug Crime Labs. *Drug Alcohol Depend*. 2020;208:107779. doi:10.1016/j.drugalcdep.2019.107779

12. Marks C, Abramovitz D, Donnelly CA, et al. Identifying counties at risk of high overdose mortality burden during the emerging fentanyl epidemic in the USA: a predictive statistical modelling study. *Lancet Public Health*. 2021;6(10):e720-e728. doi:10.1016/S2468-2667(21)00080-3
13. Dasgupta N. We Can't Arrest Our Way Out of Overdose: The Drug Bust Paradox. *Am J Public Health*. 2023;113(7):708. doi:10.2105/AJPH.2023.307329
14. Ray B, Korzeniewski SJ, Mohler G, et al. Spatiotemporal Analysis Exploring the Effect of Law Enforcement Drug Market Disruptions on Overdose, Indianapolis, Indiana, 2020-2021. *Am J Public Health*. 2023;113(7):750-758. doi:10.2105/AJPH.2023.307291
15. Gladden RM, Martinez P, Seth P. Fentanyl Law Enforcement Submissions and Increases in Synthetic Opioid-Involved Overdose Deaths - 27 States, 2013-2014. *MMWR Morb Mortal Wkly Rep*. 2016;65(33):837-843. Published 2016 Aug 26. doi:10.15585/mmwr.mm6533a2
16. Slavova S, Costich JF, Bunn TL, et al. Heroin and fentanyl overdoses in Kentucky: Epidemiology and surveillance [published correction appears in *Int J Drug Policy*. 2018 Aug;58:92]. *Int J Drug Policy*. 2017;46:120-129. doi:10.1016/j.drugpo.2017.05.051
17. Tran L, Ma L, White D. A statistical analysis of drug seizures and opioid overdose deaths in Ohio from 2014 to 2018. *J Student Res*. 2021;10(1):1-17. <https://doi.org/10.47611/jsr.v10i1.786>
18. Zibbell JE, Aldridge AP, Cauchon D, DeFiore-Hyrmer J, Conway KP. Association of Law Enforcement Seizures of Heroin, Fentanyl, and Carfentanil With Opioid Overdose Deaths in Ohio, 2014-2017 [published correction appears in *JAMA Netw Open*. 2019 Dec 2;2(12):e1919971]. *JAMA Netw Open*. 2019;2(11):e1914666. Published 2019 Nov 1. doi:10.1001/jamanetworkopen.2019.14666
19. Zibbell JE, Aldridge A, Grabenauer M, et al. Associations between opioid overdose deaths and drugs confiscated by law enforcement and submitted to crime laboratories for analysis, United States, 2014-2019: an observational study. *Lancet Reg Health Am*. 2023;25:100569. Published 2023 Aug 5. doi:10.1016/j.lana.2023.100569
20. Zoorob M. Fentanyl shock: The changing geography of overdose in the United States. *Int J Drug Policy*. 2019;70:40-46. doi:10.1016/j.drugpo.2019.04.010
21. NFLIS. Public DQS. Accessed August 2, 2023. <https://www.nflis.deadiversion.usdoj.gov/publicDQSinfo.xhtml?jfwid=4L2KVILH72YvIXNymbk6pQQvEOC1N9OIYyN4fmRS:0>
22. Drug Enforcement Administration. National Forensic Laboratory Information System Questions and Answers (Q&A). Accessed August 2, 2023. <https://www.nflis.deadiversion.usdoj.gov/nflisdata/docs/2k17NFLISQA.pdf>

23. CDC. National Center for Health Statistics mortality data on CDC WONDER. Accessed August 2, 2023. <https://wonder.cdc.gov/mcd.html>
24. Cano M, Timmons P, Hooten M, Sweeney K. Measures of street drug availability and US drug overdose mortality in the era of fentanyl and stimulants. medRxiv. Published August 8, 2023. doi: 10.1101/2023.08.08.23293837.
25. Bureau of Justice Assistance. Xylazine Trends and Toxicology: Role of an Overdose Fatality Review. Accessed August 2, 2023. https://www.cossapresources.org/Content/Documents/webinar/Presentation_Xylazine_and_Toxicology_051823.pdf?f=true
26. Connecticut Department of Public Health. Connecticut Department of Public Health Drug Overdose Monthly Report. Accessed August 2, 2023. https://portal.ct.gov/-/media/DPH/Injury-and-Violence-Prevention/Opioid-Overdose-Data/Monthly-Death-Reports/2019-March-2023_Drug-Overdose-Deaths-Monthly-Report_Connecticut_updated-on-4-18-2023_Final.pdf
27. DC Office of the Chief Medical Examiner. Opioid-related Fatal Overdoses: January 1, 2017 to April 30, 2023. Accessed August 2, 2023. https://ocme.dc.gov/sites/default/files/dc/sites/ocme/Opioid%20related%20Overdoses%20Deaths_July%202023.pdf
28. Gulf Coast HIDTA. Alabama 2024 Drug Threat Assessment. Accessed August 2, 2023. https://www.alabamapublichealth.gov/pharmacy/assets/drugthreatassessment_2024.pdf
29. Georgia Department of Public Health. Xylazine-involved Drug Overdose Deaths Georgia, 2020-2022. Accessed August 2, 2023. <https://dph.georgia.gov/document/document/xylazine-involved-overdose-deaths-final3823pdf/download#:~:text=From%202020%20to%202022%2C%20the,in%202022%20also%20involved%20fentanyl>
30. Massachusetts Department of Public Health. Data Brief: Opioid-Related Overdose Deaths among Massachusetts Residents. Accessed August 2, 2023. <https://www.mass.gov/doc/opioid-related-overdose-deaths-among-ma-residents-june-2023/download>
31. Louisiana State Board of Medical Examiners. Emerging Threat of Xylazine in Combination with Fentanyl. Accessed August 2, 2023. <https://lsbme.la.gov/emerging-threat-of-xylazine-in-combination-with-fentanyl>
32. Michigan Department of Health and Human Services. Emerging Trend Update: Xylazine in Michigan 2019-2023 Year-to-Date. Accessed August 2, 2023. https://www.michigan.gov/opioids/-/media/Project/Websites/opioids/documents/Emerging-Trend_Xylazine-2022.pdf?rev=357a7cbe248843e29cf9c9ff9e031eb9

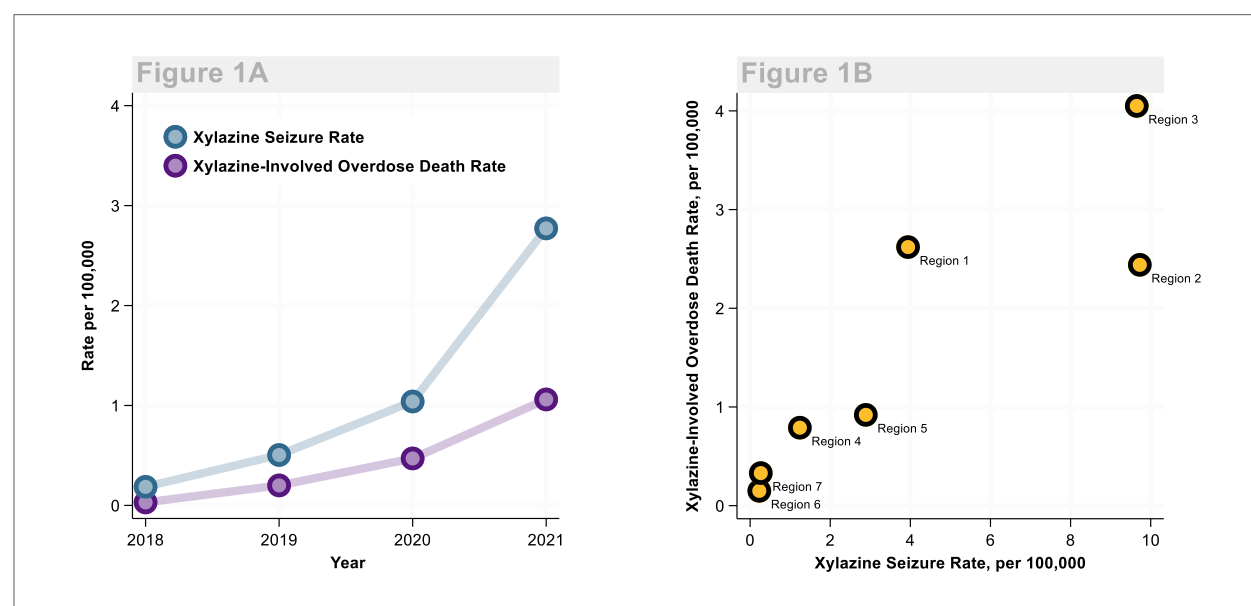
33. Minnesota Department of Health. Xylazine in Minnesota. Accessed August 2, 2023. <https://www.health.state.mn.us/communities/opioids/documents/2023xylazinebrief.pdf>
34. New York State Department of Health. Opioid Prevention Program- Data to Action Xylazine Awareness in New York State, 2021. Accessed August 2, 2023. https://www.health.ny.gov/statistics/opioid/data/pdf/nysdoh_op_dta8.pdf
35. Nickelson, P. F. DHSS Health Alert. Missouri Department of Health and Senior Services. Accessed August 2, 2023. <https://health.mo.gov/emergencies/ert/alertsadviosories/pdf/alert051123.pdf>
36. Northwestern Medicine Feinberg School of Medicine. Fact Sheet: Xylazine Involvement in Fatal Drug Overdoses Data from the Illinois Statewide Unintentional Drug Overdose Reporting System (SUDORS). Accessed August 2, 2023. <https://bpb-us-e1.wpmucdn.com/sites.northwestern.edu/dist/1/5218/files/2023/04/Xylazine-Fact-Sheet-April-2023.pdf>
37. State of New Hampshire Office of Chief Medical Examiner. 2022 NH Overdose Deaths as of 3/10/2023. Accessed August 2, 2023. <https://www.doj.nh.gov/medical-examiner/documents/2022-drug-data-update-3-10-23.pdf>
38. State of Ohio Office of the Governor. Governor DeWine Authorizes Emergency Classification of Xylazine as Schedule III Controlled Substance. Accessed August 2, 2023. https://webcache.googleusercontent.com/search?q=cache:n9IWxql_f30J:https://governor.ohio.gov/media/news-and-media/Governor-DeWine-Authorizes-Emergency-Classification-of-Xylazine-as-Schedule-III-Controlled-Substance&cd=1&hl=en&ct=clnk&gl=mx
39. Oregon Health Authority. Fentanyl Facts. Accessed August 2, 2023. <https://www.oregon.gov/oha/ph/preventionwellness/substanceuse/opioids/pages/fentanylfacts.aspx#:~:text=Xylazine%20in%20Oregon&text=Since%20then%2C%20xylazine%20has%20been,is%20preliminary%20and%20may%20change.>
40. Pennsylvania Office of Drug Surveillance and Misuse Prevention. Substances Involved in Drug Overdose Deaths, 2017-2022. Accessed August 2, 2023. <https://public.tableau.com/app/profile/pennsylvania.pdmp/viz/PennsylvaniaODSMPDrugOverdoseSurveillanceInteractiveDataReport/Contents>
41. Sorg MH, Soucier DS, Leidenfrost A. Maine Monthly Overdose Report for December 2022. Accessed August 2, 2023. https://mainedrugdata.org/wp-content/uploads/2023/01/2022-12-ME_Monthly_OD_Report_final.pdf
42. Sorg MH, Soucier DS, Wang Y. Maine Monthly Overdose Report for May 2023. Accessed August 2, 2023. https://mainedrugdata.org/wp-content/uploads/2023/06/2023-05-ME_OD_Report_Final.pdf

43. Tennessee Department of Health. Emerging Trends Brief: Xylazine in Tennessee. Accessed August 2, 2023.
https://www.tn.gov/content/dam/tn/health/documents/pdo/infographics/Emerging_Trends_Xylazine.pdf
44. Vermont Department of Health. Fatal Overdoses Among Vermonters Annual Data Brief-Data through 2022. Accessed August 2, 2023.
<https://www.healthvermont.gov/sites/default/files/document/DSUfatalopioidoverdosebrief2022.pdf>
45. Pitts WJ, Heller D, Smiley-McDonald H, et al. Understanding research methods, limitations, and applications of drug data collected by the National Forensic Laboratory Information System (NFLIS-Drug). *J Forensic Sci.* 2023;68(4):1335-1342.
doi:10.1111/1556-4029.15269
46. Alexander RS, Canver BR, Sue KL, Morford KL. Xylazine and Overdoses: Trends, Concerns, and Recommendations. *Am J Public Health.* 2022;112(8):1212-1216.
doi:10.2105/AJPH.2022.306881
47. White House Office of National Drug Control Policy. Fentanyl adulterated or associated with xylazine response plan. Accessed August 22, 2023.
<https://www.whitehouse.gov/wp-content/uploads/2023/07/FENTANYL-ADULTERATED-OR-ASSOCIATED-WITH-XYLAZINE-EMERGING-THREAT-RESPONSE-PLAN-Report-July-2023.pdf>
48. Dasgupta N, Figgatt MC. Invited Commentary: Drug Checking for Novel Insights Into the Unregulated Drug Supply. *Am J Epidemiol.* 2022;191(2):248-252.
doi:10.1093/aje/kwab233
49. Fiorentin TR, Logan BK. Analytical findings in used syringes from a syringe exchange program. *Int J Drug Policy.* 2020;81:102770. doi:10.1016/j.drugpo.2020.102770
50. Russell E, Sisco E, Thomson A, et al. Rapid Analysis of Drugs: A Pilot Surveillance System To Detect Changes in the Illicit Drug Supply To Guide Timely Harm Reduction Responses - Eight Syringe Services Programs, Maryland, November 2021-August 2022. *MMWR Morb Mortal Wkly Rep.* 2023;72(17):458-462. Published 2023 Apr 28.
doi:10.15585/mmwr.mm7217a2
51. Holt AC, Schwoppe DM, Le K, Schrecker JP, Heltsley R. Widespread Distribution of Xylazine Detected Throughout the United States in Healthcare Patient Samples [published online ahead of print, 2023 Jan 6]. *J Addict Med.* 2023;17(4):468-470.
doi:10.1097/ADM.0000000000001132
52. Love JS, Levine M, Aldy K, et al. Opioid overdoses involving xylazine in emergency department patients: a multicenter study. *Clin Toxicol (Phila).* 2023;61(3):173-180.
doi:10.1080/15563650.2022.2159427

53. Boslett AJ, Denham A, Hill EL, Adams MCB. Unclassified drug overdose deaths in the opioid crisis: emerging patterns of inequity. *J Am Med Inform Assoc.* 2019;26(8-9):767-777. doi:10.1093/jamia/ocz050
54. Ruiz-Colón K, Chavez-Arias C, Díaz-Alcalá JE, Martínez MA. Xylazine intoxication in humans and its importance as an emerging adulterant in abused drugs: A comprehensive review of the literature. *Forensic Sci Int.* 2014;240:1-8. doi:10.1016/j.forsciint.2014.03.015
55. Pardo B, Taylor J, Caulkins J, Reuter P, Kilmer B. The dawn of a new synthetic opioid era: the need for innovative interventions. *Addiction.* 2021;116(6):1304-1312. doi:10.1111/add.15222
56. Reed MK, Imperato NS, Bowles JM, Salcedo VJ, Guth A, Rising KL. Perspectives of people in Philadelphia who use fentanyl/heroin adulterated with the animal tranquilizer xylazine; Making a case for xylazine test strips. *Drug Alcohol Depend Rep.* 2022;4:100074. Published 2022 Jun 30. doi:10.1016/j.dadr.2022.100074
57. Jones CM, Warner M, Hedegaard H, Compton W. Data quality considerations when using county-level opioid overdose death rates to inform policy and practice. *Drug Alcohol Depend.* 2019;204:107549. doi:10.1016/j.drugalcdep.2019.107549
58. Jones S, Bailey S. Xylazine Test Strips for Drug Checking. *Can J Health Technol.* 2023;3(7):1-13. <https://doi.org/10.51731/cjht.2023.691>
59. Shuda S, Lam H. Characterization of xylazine test strips for use in drug checking. The Center for Forensic Science Research & Education. Accessed August 14, 2023. <https://www.cfsre.org/nps-discovery/drug-checking>
60. Maghsoudi N, Tanguay J, Scarfone K, et al. Drug checking services for people who use drugs: a systematic review. *Addiction.* 2022;117(3):532-544. doi:10.1111/add.15734
61. Quijano T, Crowell J, Eggert K, et al. Xylazine in the drug supply: Emerging threats and lessons learned in areas with high levels of adulteration [published online ahead of print, 2023 Aug 11]. *Int J Drug Policy.* 2023;120:104154. doi:10.1016/j.drugpo.2023.104154
62. New York State Office of Addiction Services and Supports. Xylazine. Accessed August 22, 2023. <https://oasas.ny.gov/xylazine>
63. Bishnoi A, Singh V, Khanna U, Vinay K. Skin ulcerations caused by xylazine: A lesser-known entity. *J Am Acad Dermatol.* 2023;89(2):e99-e102. doi:10.1016/j.jaad.2023.04.009
64. Johnson J, Pizzicato L, Johnson C, Viner K. Increasing presence of xylazine in heroin and/or fentanyl deaths, Philadelphia, Pennsylvania, 2010-2019. *Inj Prev.* 2021;27(4):395-398. doi:10.1136/injuryprev-2020-043968

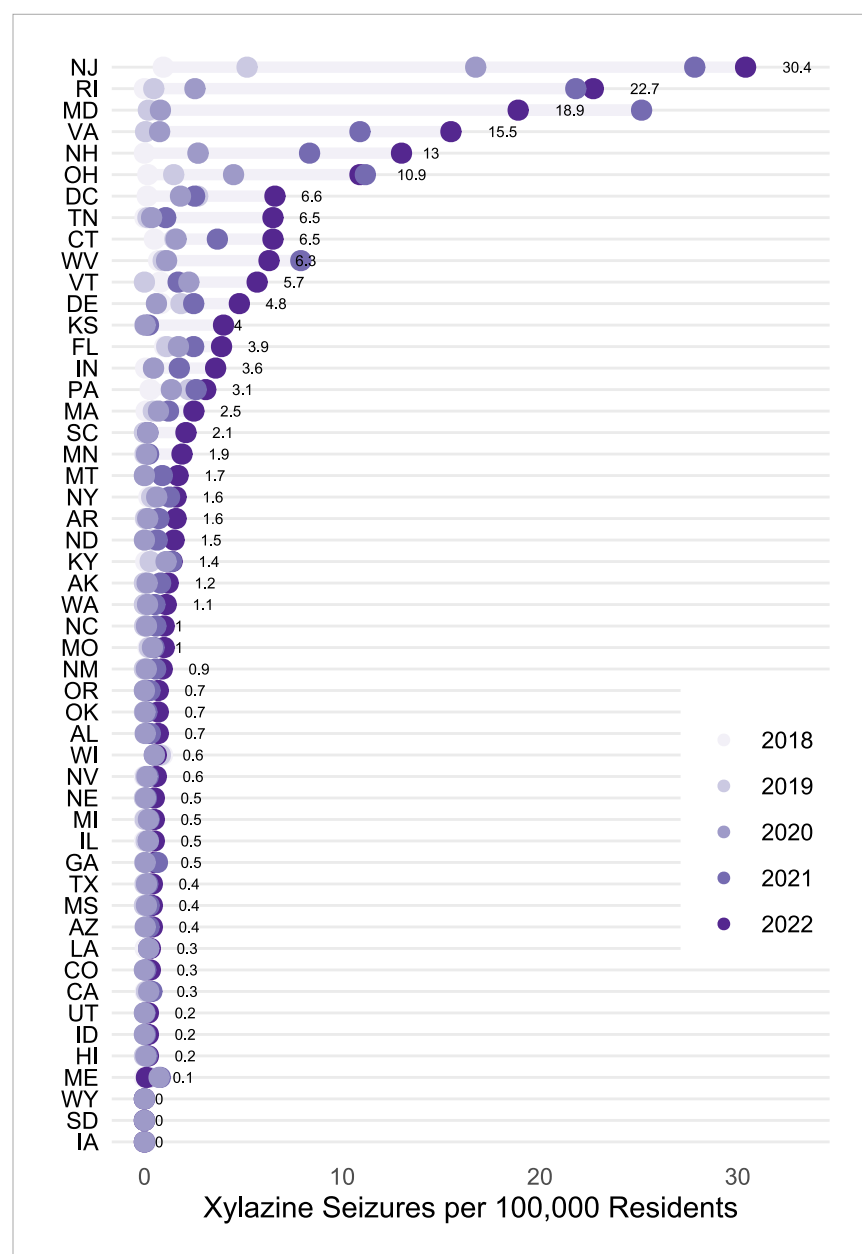
65. Drug Enforcement Administration. The Growing Threat of Xylazine and its Mixture with Illicit Drugs: DEA Joint Intelligence Report. Accessed August 2, 2023.
<https://www.dea.gov/sites/default/files/2022-12/The%20Growing%20Threat%20of%20Xylazine%20and%20its%20Mixture%20with%20Illicit%20Drugs.pdf>
66. Kacinko SL, Mohr ALA, Logan BK, Barbieri EJ. Xylazine: Pharmacology Review and Prevalence and Drug Combinations in Forensic Toxicology Casework. J Anal Toxicol. 2022;46(8):911-917. doi:10.1093/jat/bkac049

Figure 1. Rates of xylazine seizures and xylazine-involved overdose deaths, per 100,000: a) by year (2018-2021); and b) by Health and Human Services region (2021).



Notes. Xylazine seizure data are from the National Forensic Laboratory Information System; population estimates are from the CDC WONDER platform. Xylazine-involved overdose death rates are age-standardized and were obtained from a 2023 publication of the National Center for Health Statistics, by Spencer et al. Health and Human Services regions: 1-CT, ME, MA, NH, RI, VT; 2-NJ, NY; 3-DE, DC, MD, PA, VA, WV; 4-AL, FL, GA, KY, MS, NC, SC, TN; 5-IL, IN, MI, MN, OH, WI; 6-AR, LA, NM, OK, TX; 7-IA, KS, MO, NE; data from other regions unavailable.

Figure 2. Xylazine law enforcement seizure reports per 100,000 residents, by state and year (2018-2022)



Notes. Xylazine seizure reports are from the National Forensic Laboratory Information System Public Data Query System, as accessed on July 28, 2023; population estimates (used to compute rates) were obtained from the CDC WONDER platform. States' ranking is based on 2022 xylazine seizures.

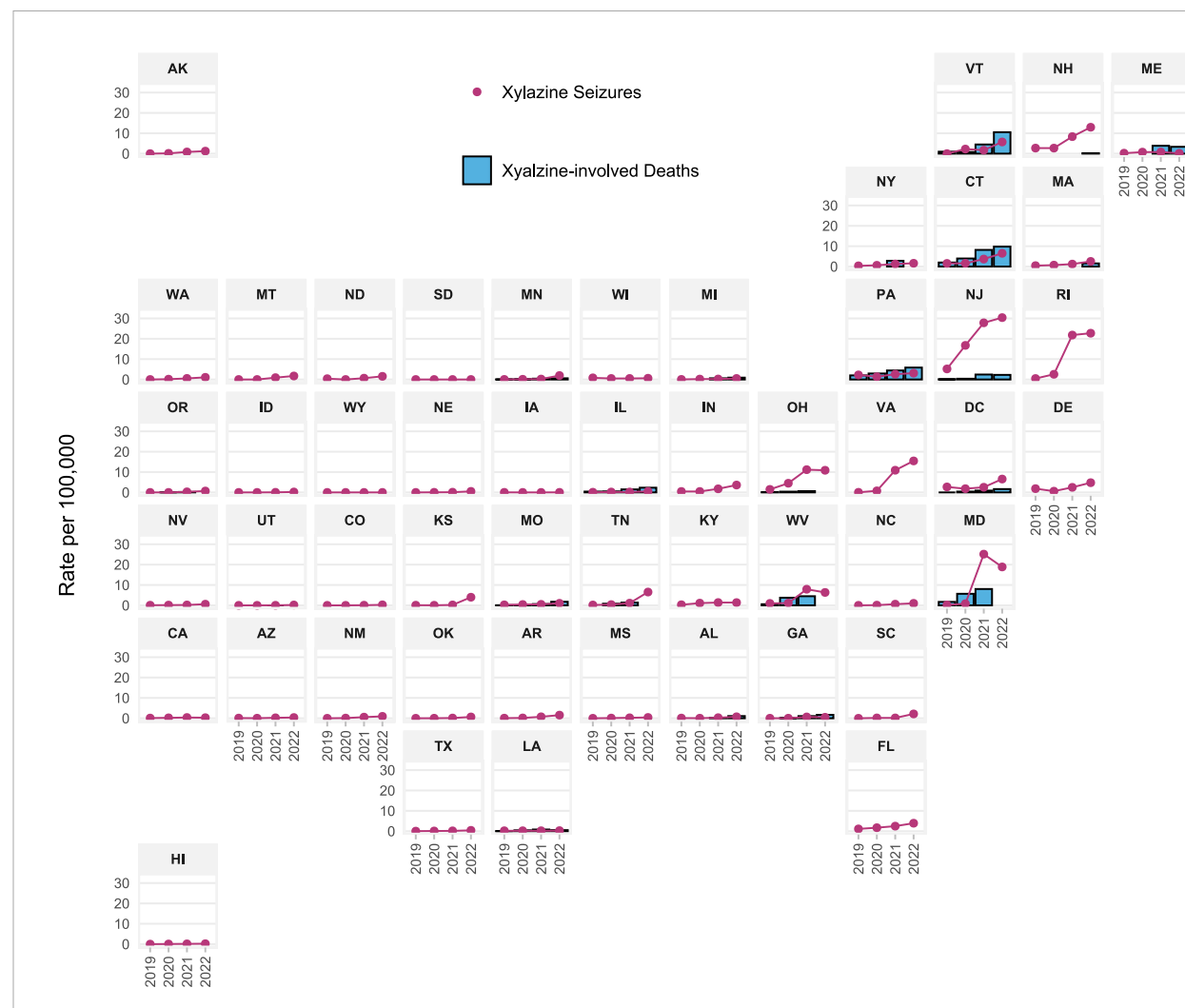
Table 1. Reported numbers and estimated rates (per 100,000 residents) for overdose deaths involving xylazine, 2019-2022, for states with data available online.

State	2019 # (rate)	2020 # (rate)	2021 # (rate)	2022 # (rate)	Death Count Source
AK	-	-	-	-	-
AL	-	-	14 (0.3)	55 (1.1)	Gulf Coast HIDTA, n.d.
AR	-	-	-	-	-
AZ	-	-	-	-	-
CA	-	-	-	-	-
CO	-	-	-	-	-
CT	71 (2.0)	141 (4.0)	295 (8.2)	353 (9.8)	Connecticut Department of Public Health, 2023
DC	-	3 (0.4)	6 (0.9)	11 (1.6)	DC Office of the Chief Medical Examiner, 2023
DE	-	-	-	-	-
FL	-	-	-	-	-
GA	-	15 (0.1)	116 (1.1)	183 (1.7) ^a	Georgia Department of Public Health, n.d.
HI	-	-	-	-	-
IA	-	-	-	-	-
ID	-	-	-	-	-
IL	53 (0.4)	64 (0.5)	188 (1.5)	294 (2.3) ^b	Northwestern Medicine Feinberg School of Medicine, n.d.
IN	-	-	-	-	-
KS	-	-	-	-	-
KY	-	-	-	-	-
LA	3 (0.1)	21 (0.5)	39 (0.8)	25 (0.5) ^a	Louisiana State Board of Medical Examiners, 2022
MA	-	-	-	108 (1.5) ^c	Massachusetts Department of Public Health, 2023
MD	103 (1.7)	344 (5.7)	495 (8.0)	-	Friedman et al., 2022
ME	-	-	53 (3.9)	46 (3.4)	Sorg et al., 2022, 2023
MI	-	-	60 (0.6)	92 (0.9)	Michigan Department of Health and Human Services, 2022
MN	4 (0.1)	8 (0.1)	24 (0.4)	34 (0.6) ^a	Minnesota Department of Health, 2023
MO	4 (0.1)	2 (0.0)	39 (0.6)	109 (1.8) ^a	Nickelson, 2023
MS	-	-	-	-	-
MT	-	-	-	-	-
NC	-	-	-	-	-
ND	-	-	-	-	-
NE	-	-	-	-	-
NH	-	-	-	3 (0.2) ^a	Office of Chief Medical Examiner, 2023
NJ	13 (0.1)	34 (0.4)	226 (2.4) ^a	210 (2.3) ^a	Bureau of Justice Assistance, 2023
NM	-	-	-	-	-
NV	-	-	-	-	-

NY	-	-	564 (2.8)	-	New York State Department of Health, 2023
OH	15 (0.1)	45 (0.4)	75 (0.6)	-	Office of the Governor, 2023
OK	-	-	-	-	-
OR	-	2 (0.0)	9 (0.2)	-	Oregon Health Authority, n.d.
PA	259 (2.0)	377 (2.9)	575 (4.4)	760 (5.9)	Pennsylvania Office of Drug Surveillance and Misuse Prevention, 2023
RI	-	-	-	-	-
SC	-	-	-	-	-
SD	-	-	-	-	-
TN	-	56 (0.8)	94 (1.3)	-	Tennessee Department of Health, 2022
TX	-	-	-	-	-
UT	-	-	-	-	-
VA	-	-	-	-	-
VT	6 (1.0)	5 (0.8)	29 (4.5)	68 (10.5)	Vermont Department of Health, 2023
WA	-	-	-	-	-
WI	-	-	-	-	-
WV	10 (0.6)	67 (3.8)	80 (4.5) ^b	-	Sibbesen et al., 2023
WY	-	-	-	-	-

Notes. Death counts were most recently accessed from each source on August 2, 2023. Rates are per 100,000 population, using population estimates from the CDC WONDER online platform. ^aData source indicates this figure is based on preliminary data. ^bData provided for half of year only; death counts from half of year doubled to estimate full year. ^cCalculated based on data provided: number of opioid deaths and percent of those deaths involving xylazine. *Abbreviations.* -, unavailable; n.d., no date.

Figure 3. Xylazine law enforcement seizure reports and xylazine-involved overdose deaths, per 100,000 residents, by state and year (2019-2022)



Notes. Xylazine seizure reports are from the National Forensic Laboratory Information System Public Data Query System, as accessed on July 28, 2023. Xylazine-involved overdose death counts were accessed from the sources listed in Table 1, as of August 2, 2023, and population estimates (used to compute rates) were obtained from the CDC WONDER platform.