

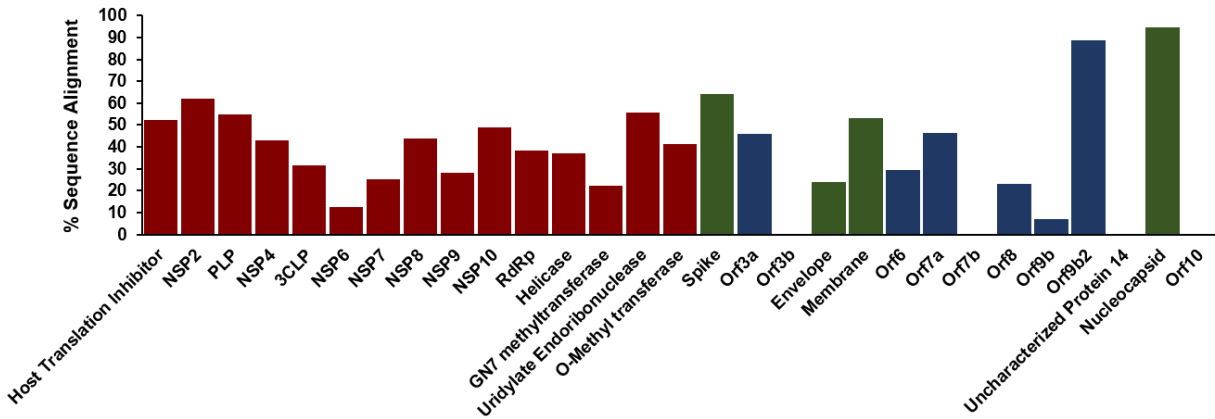
**Supplemental Methods:** Search parameters for SearchGUI for the analysis of cell culture and clinical datasets in Galaxy. Parameters were based upon data analysis protocols detailed in the original publications.

	Cell culture datasets			Clinical datasets		
<i>Search Parameters</i>	<b>PXD018804</b>	<b>PXD018594</b>	<b>PXD018241</b>	<b>PXD021328</b>	<b>PXD019423</b>	<b>PXD020394</b>
<b>Algorithms</b>	XITandem, MS-GF+, OMSSA, Comet	XITandem, MS-GF+, OMSSA	XITandem, MS-GF+, OMSSA	XITandem, MS-GF+, OMSSA	XITandem, MS-GF+, OMSSA	XITandem, MS-GF+, OMSSA
<b>Digestion Enzymes</b>	Trypsin	Trypsin	Trypsin	Trypsin	Trypsin	Trypsin
<b>Missed cleavages</b>	2	2	2	2	2	2
<b>Precursor Ion Tolerance</b>	5 ppm	5 ppm	10 ppm	10 ppm	10 ppm	10 ppm
<b>Fragment Tolerance</b>	0.02 Da	0.02 Da	0.6 Da	10 ppm	0.05 Da	0.05 Da
<b>Minimum Charge</b>	2	2	2	2	2	2
<b>Maximum Charge</b>	4	6	6	6	6	6
<b>Fixed Modifications</b>	Carbamidomethylation of C	Carbamidomethylation of C	Carbamidomethylation of C	-	Carbamidomethylation of C	Carbamidomethylation of C
<b>Variable Modifications</b>	Deamidation of N, Deamidation of Q, Oxidation of M	Deamidation of N, Deamidation of Q, Oxidation of M	Acetylation of protein N-term, Oxidation of M	Acetylation of protein N-term, Oxidation of M	Deamidation of N, Oxidation of M	Oxidation of M
<b>Minimum Peptide Length</b>	6	8	8	8	8	8
<b>Maximum Peptide Length</b>	30	60	60	60	60	60
<b>Maximum Precursor Error</b>	10 ppm	5 ppm	10 ppm	10 ppm	10 ppm	10 ppm

Parameters for the PepQuery search engine for the validation of clinical datasets in Galaxy.

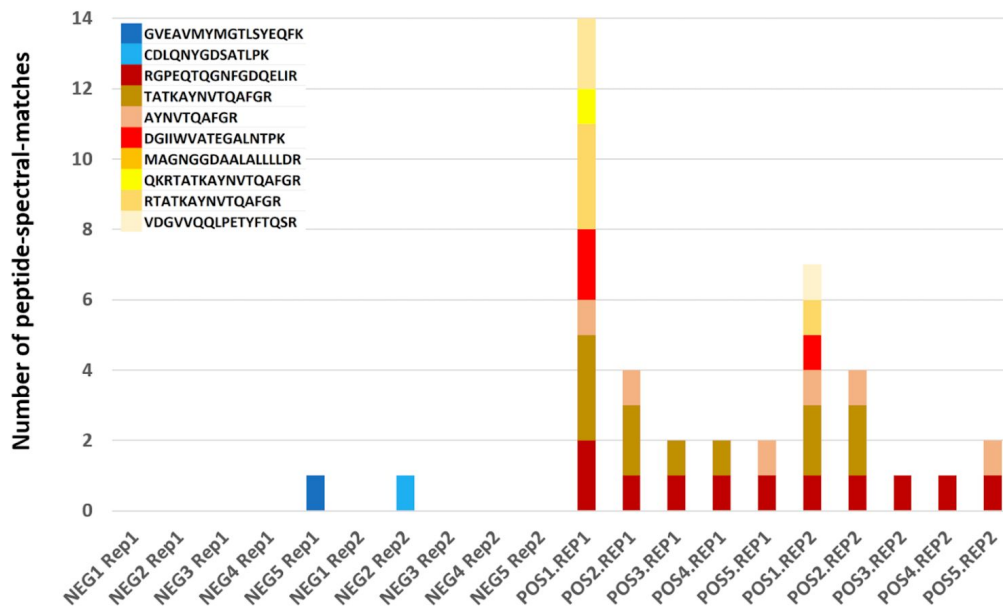
	<b>Clinical datasets</b>				
<i>PepQuery Parameters</i>	<b>PXD021328</b>	<b>PXD019423</b>	<b>PXD020394</b>	<b>PXD022085</b>	<b>PXD018094</b>
Fixed modification(s)		Carbamidomethylation of C	Carbamidomethylation of C	Carbamidomethylation of C	Carbamidomethylation of C
Variable modification(s)	Oxidation of M	Oxidation of M	Oxidation of M	Oxidation of M, Acetylation of peptide N-terminus	Oxidation of M, Acetylation of peptide N-terminus
Max Modifications	3	3	3	3	3
Unrestricted modification?	True	True	True	True	True
Amino Acid substitutions?	True	True	True	True	True
Precursor tolerance	10	10	10	10	10
Precursor unit	ppm	ppm	ppm	ppm	ppm
Product tolerance (Da)	0.05	0.05	0.05	0.05	0.05
Digestion enzyme	Trypsin	Trypsin	Trypsin	Trypsin	Trypsin
Max missed cleavages	2	2	2	2	2
Fragmentation	CID/HCD	CID/HCD	CID/HCD	CID/HCD	CID/HCD
Scoring method	HyperScore	HyperScore	HyperScore	HyperScore	HyperScore
Max charge	6	6	6	6	6
Minimum charge	2	2	2	2	2
Minimum peaks	10	10	10	10	10
Minimum score	12	12	12	12	12
Max peptide length	45	45	45	45	45
Number of random peptides	1000	1000	1000	1000	1000
"Spectrum_file" column?	True	True	True	True	True

**Supplementary Figure 1. Alignment of 639 peptide panel to viral proteins from SARS-CoV-2.** Peptides detected from patient and cell culture datasets were aligned to the SARS-CoV-2 proteome. Proteins were colored in terms of their classification as structural proteins (green), non-structural proteins (maroon), or open reading frames (blue).



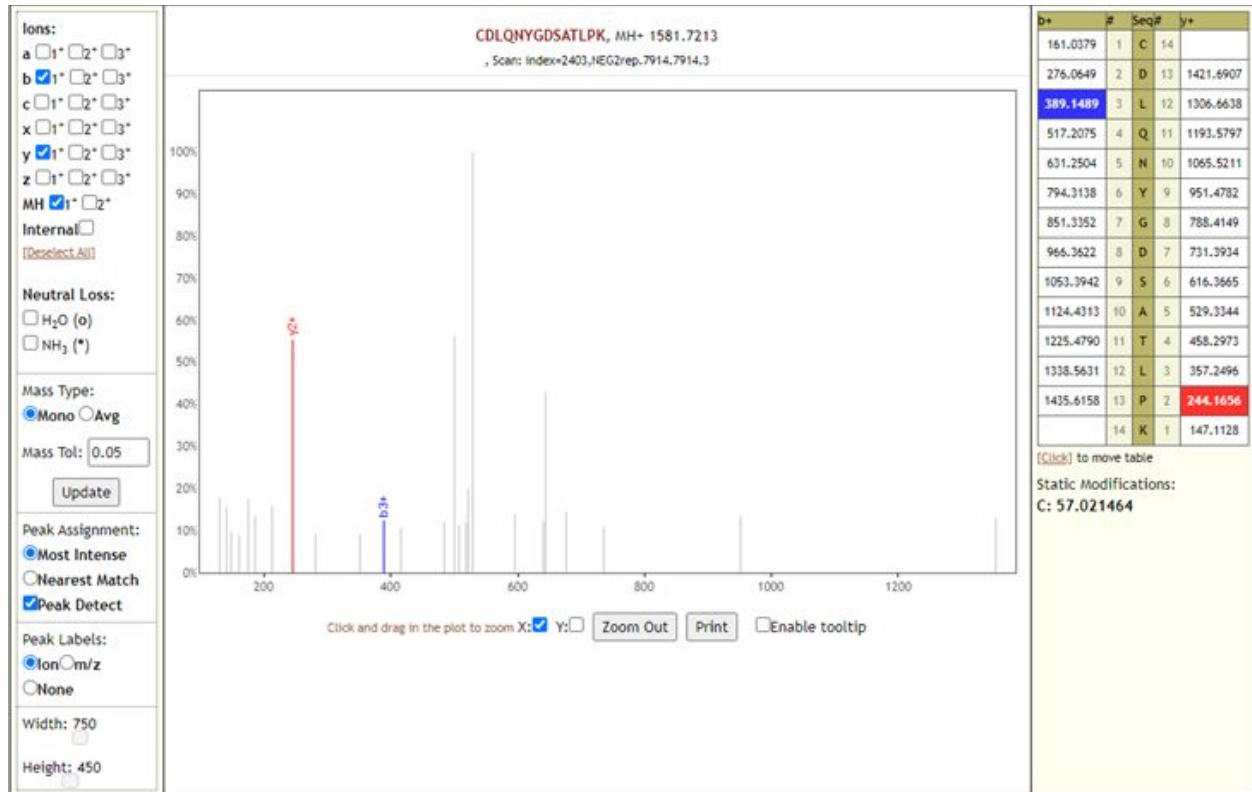
**Supplementary Figure 2. List of validated peptide spectral matches in the oro-pharyngeal and naso-pharyngeal mass spectrometry dataset (PXD020394).** Bar diagram above enlists the peptide-spectral matches after running the validation workflow for 639 SARS-CoV-2 peptide-panel against the five COVID-19 positive patient samples (with replicates) and five COVID-19 negative patient samples (with replicates). Several SARS-CoV-2 peptides were detected in COVID-19 positive samples (See samples labeled ‘POS”) and only two peptides were detected in two of the negative samples (NEG5 Rep1 and NEG2 Rep2). The SARS-CoV-2 peptides detected in COVID-19 negative samples did not meet the threshold of acceptable spectral quality in subsequent spectral validation using Lorikeet (See supplementary figures for Lorikeet analysis).

**ORO-PHARYNGEAL AND NASO-PHARYNGEAL SAMPLE MS DATASETS (PXD020394)**

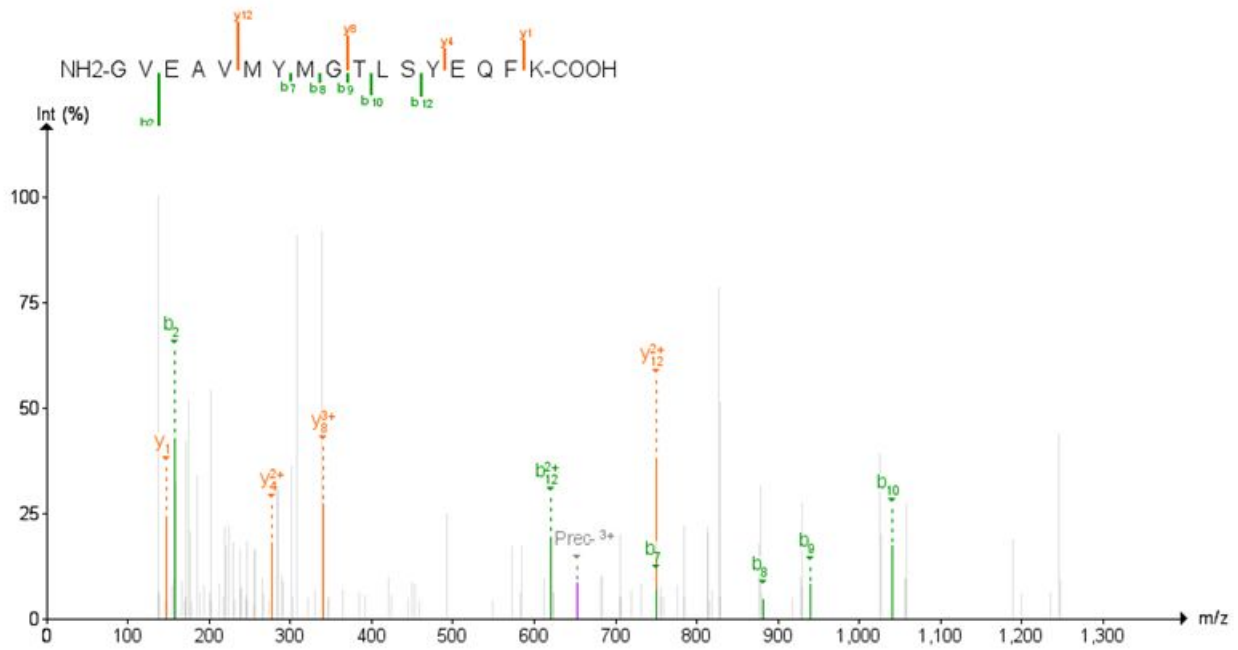


**Supplementary Figure 3. Spectra of validated SARS-CoV-2 peptides.** MS/MS spectra of 75 peptides which passed bioinformatic validation and were assessed manually. Spectra were visualized using the Multi-omics Visualization Platform and Proteomics Data Viewer platforms. Peptides were considered to have high-quality spectra if the spectra contained b- and/or y-ion series with at least three continuous product ions and if the product ions were at least three-fold more intense than noise.

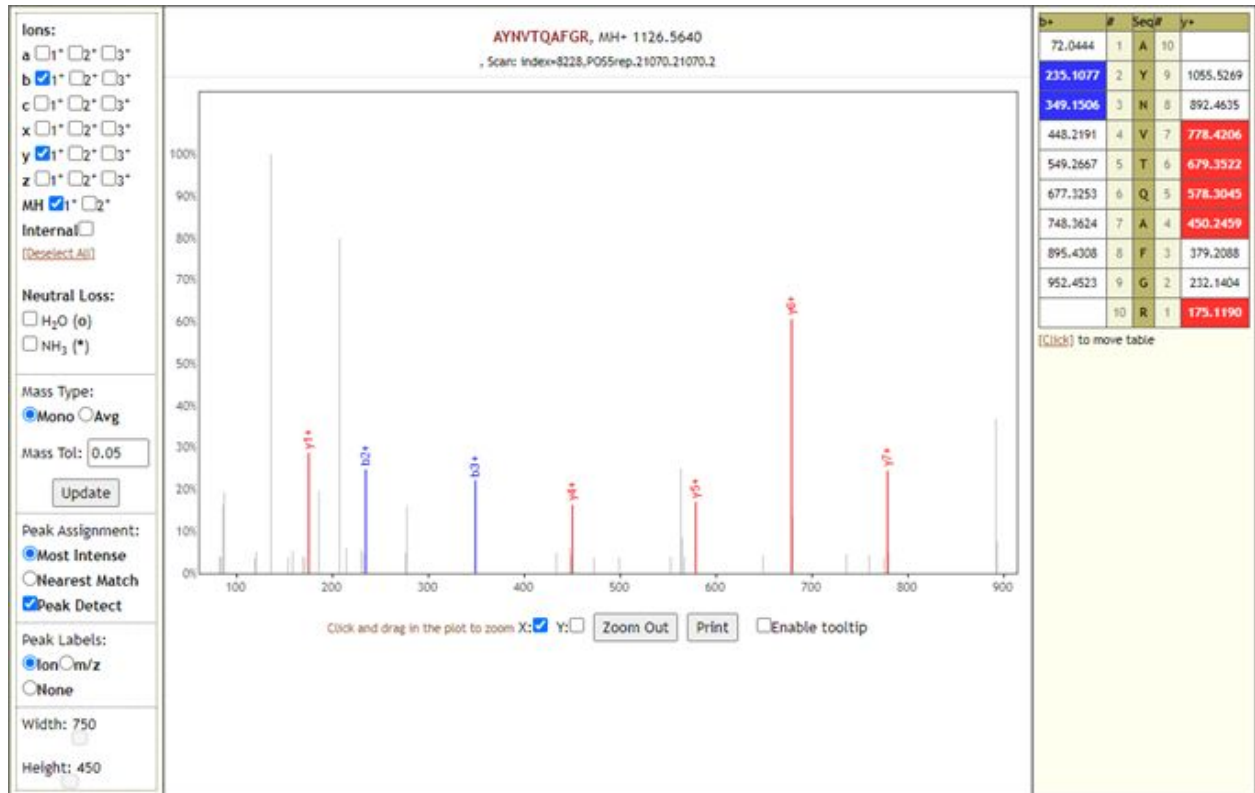
**CDLQNYGDSATLPK**



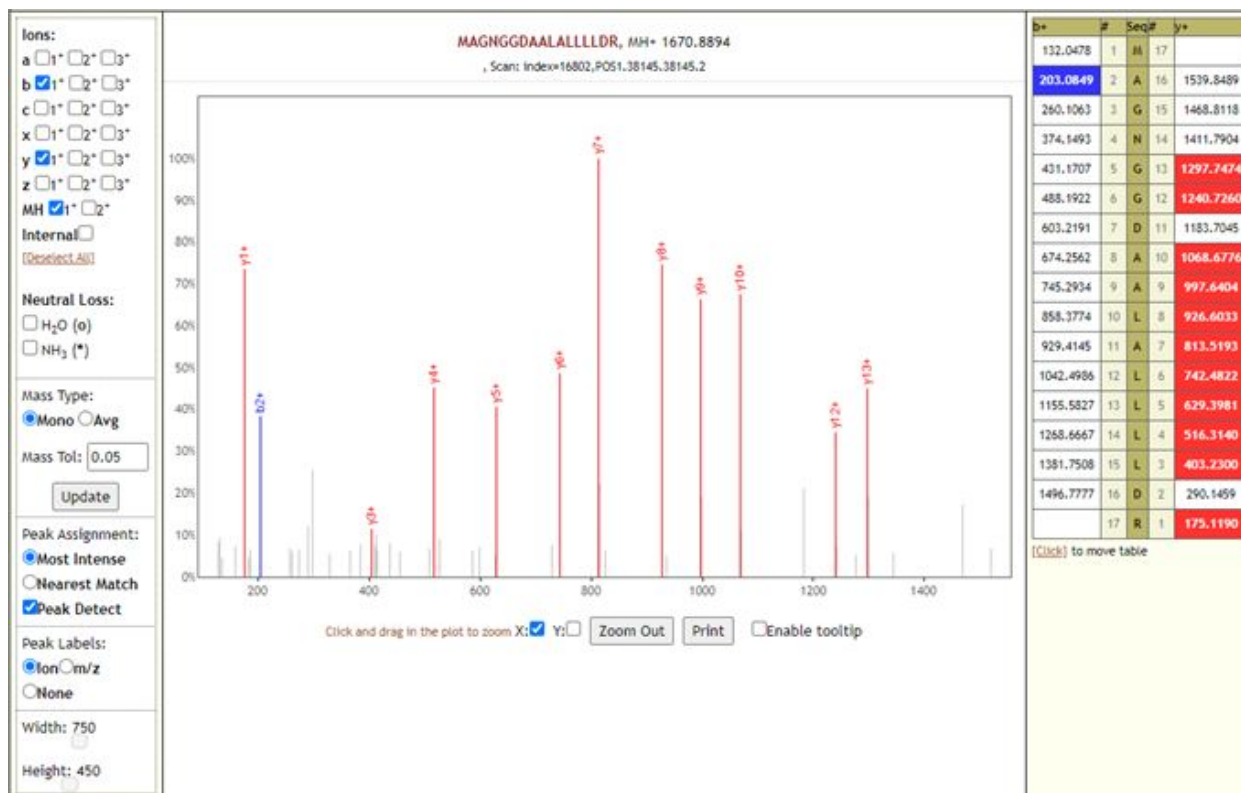
# GVEAVMYMGTLSYEQFK



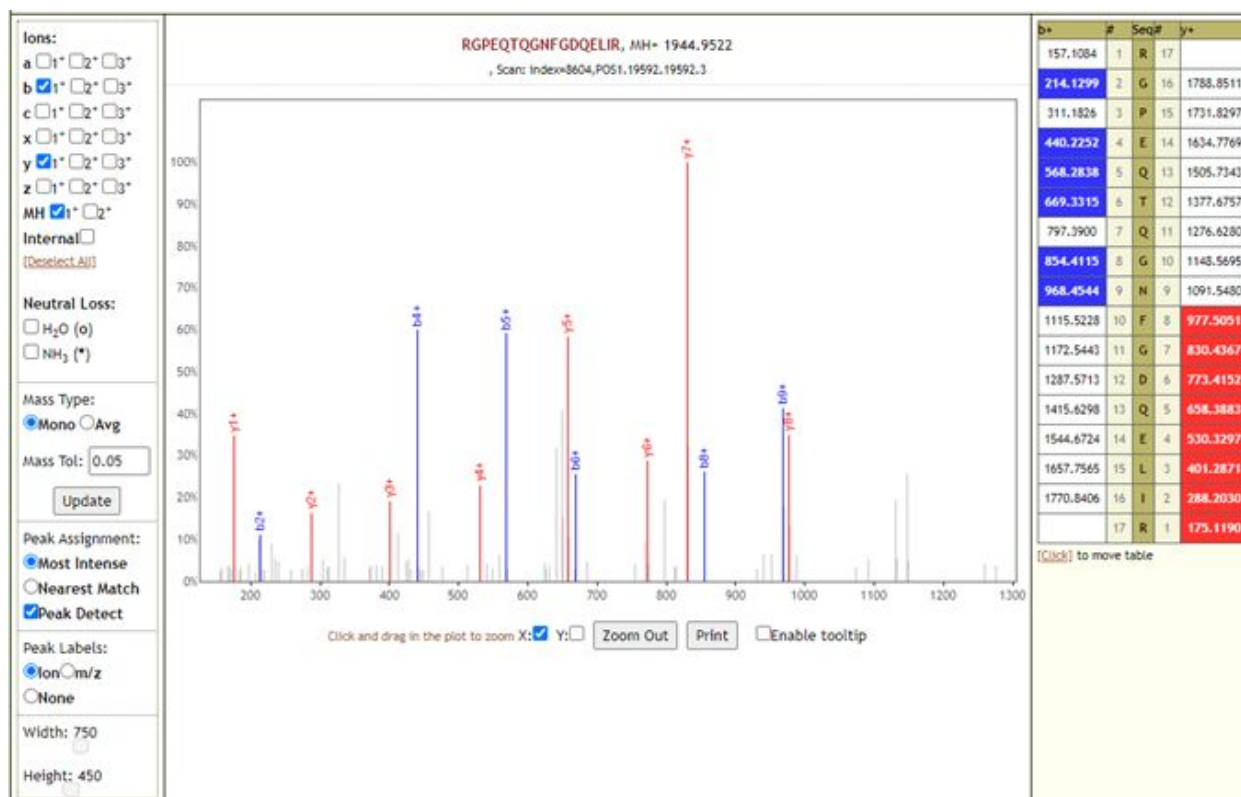
# AYNVTQAFGR



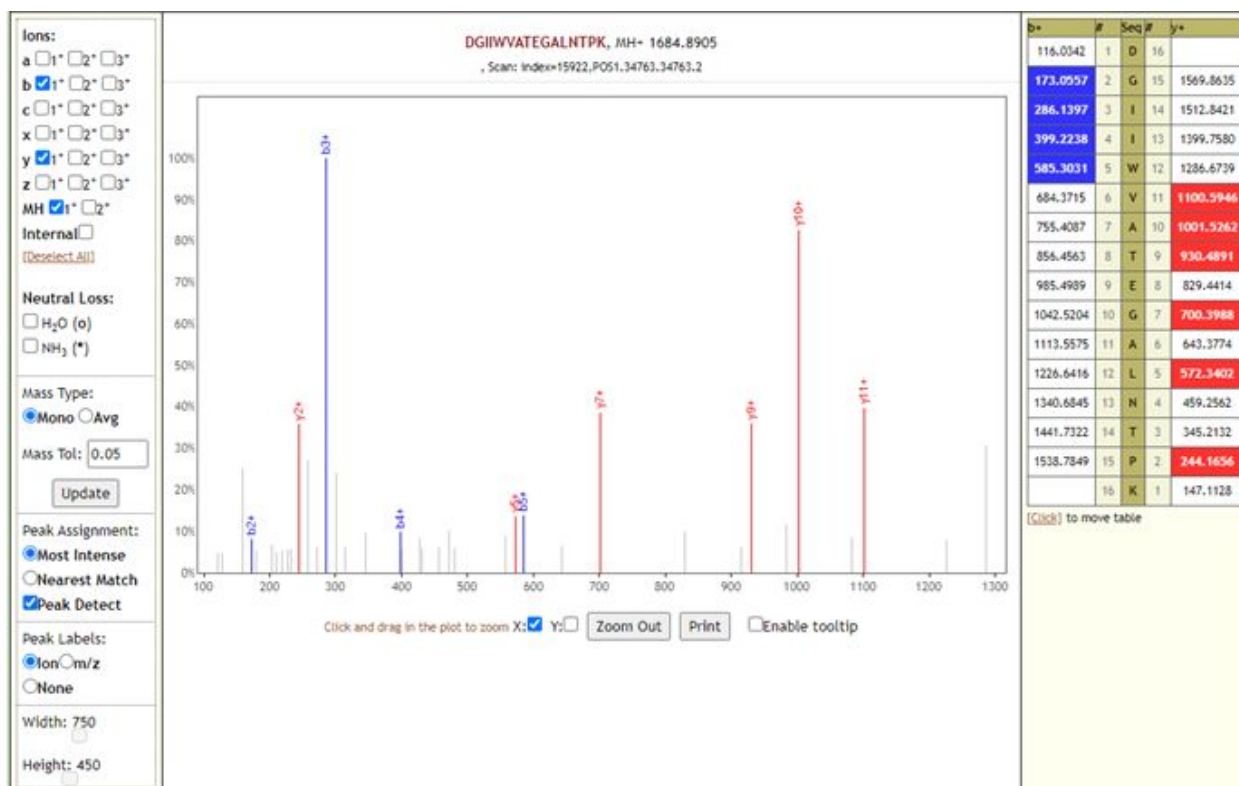
# MAGNGGDAALALLLLDR



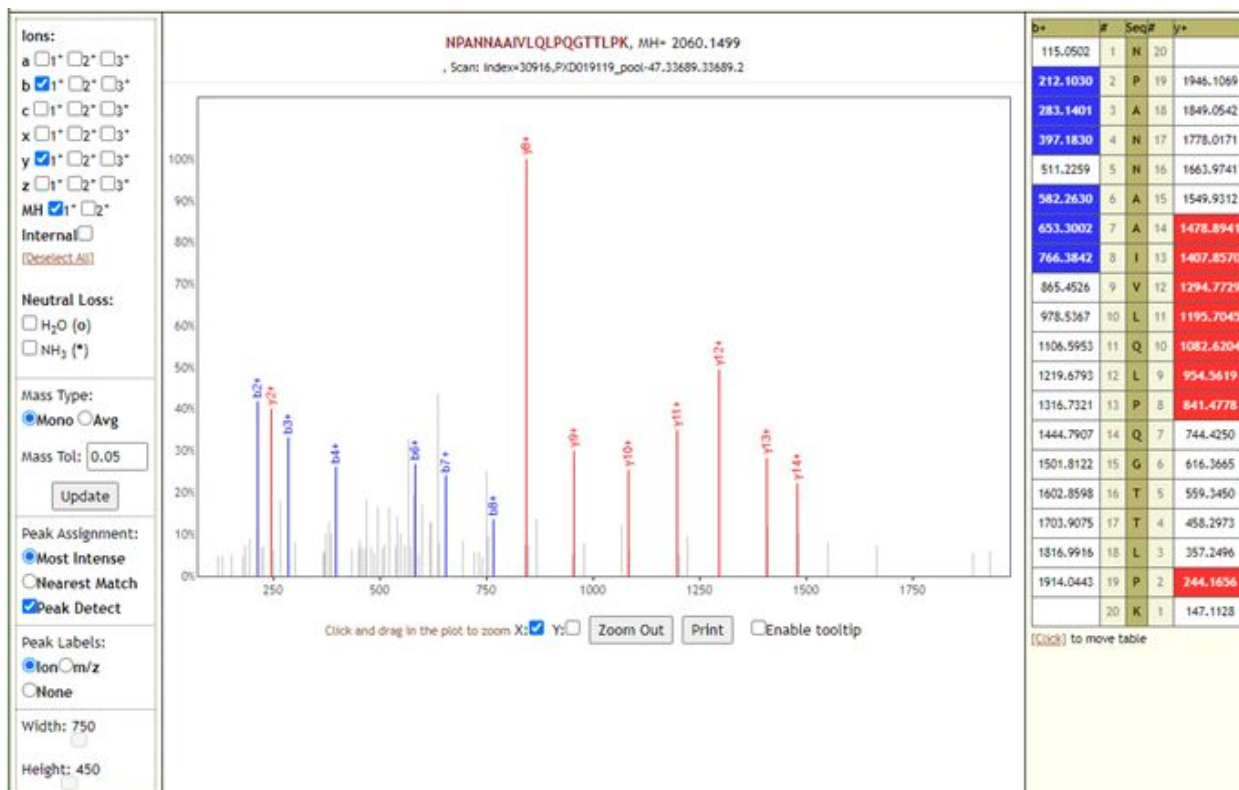
# RGPEQTQGNFGDQELIR



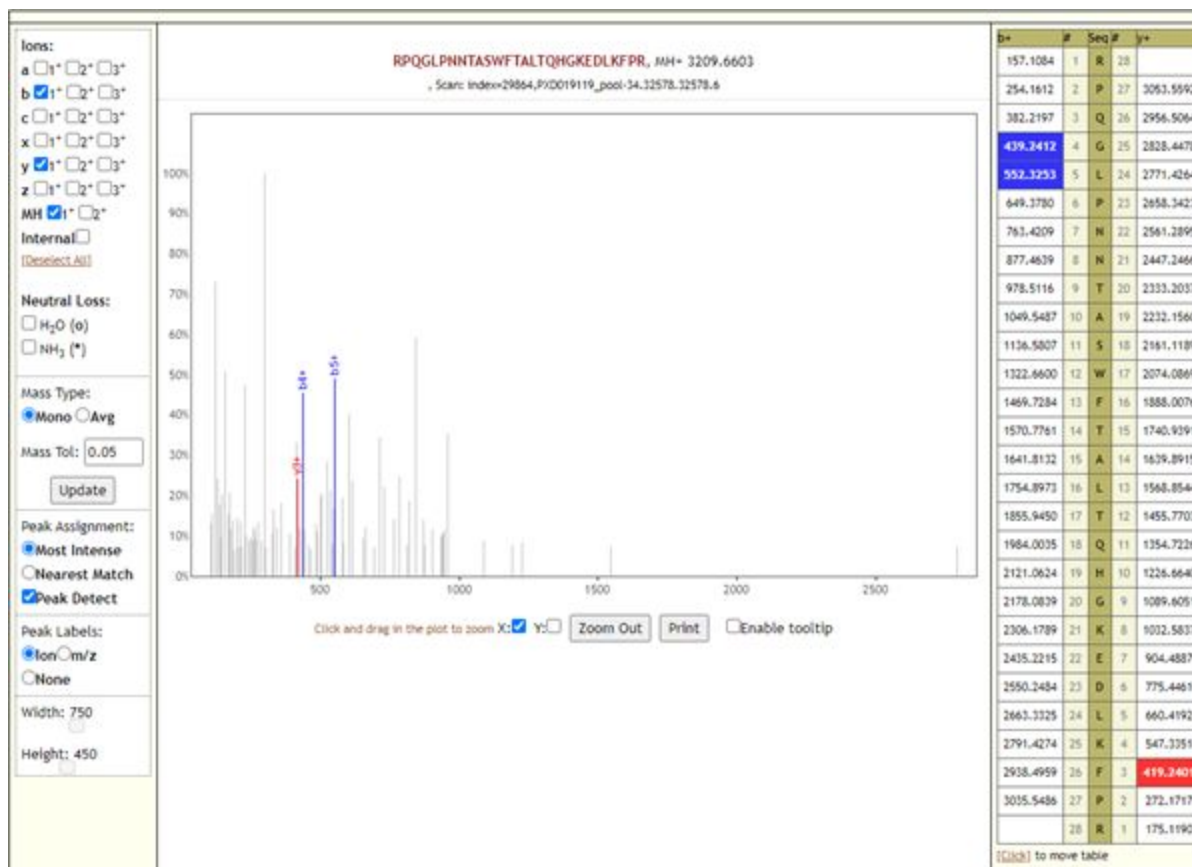
# DGIIVVATEGALNTPK



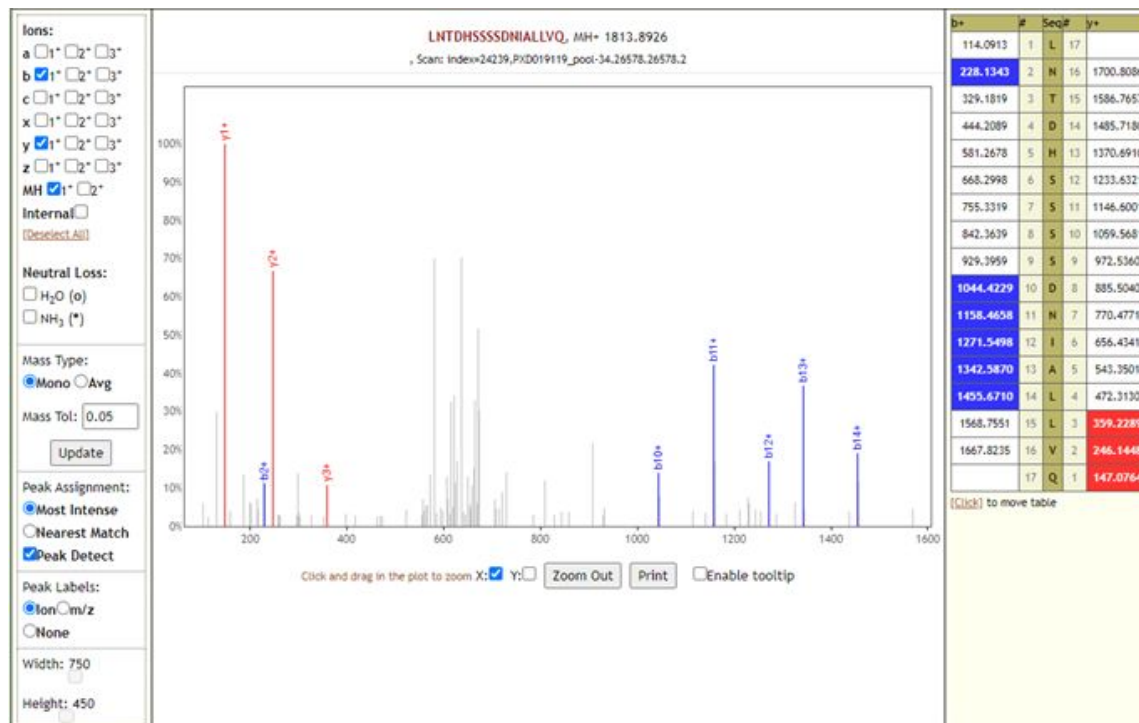
# NPANNAIVLQLPQGTTLPK



# RPQGLPNTASWFTALTQHKGEDLKFFPR

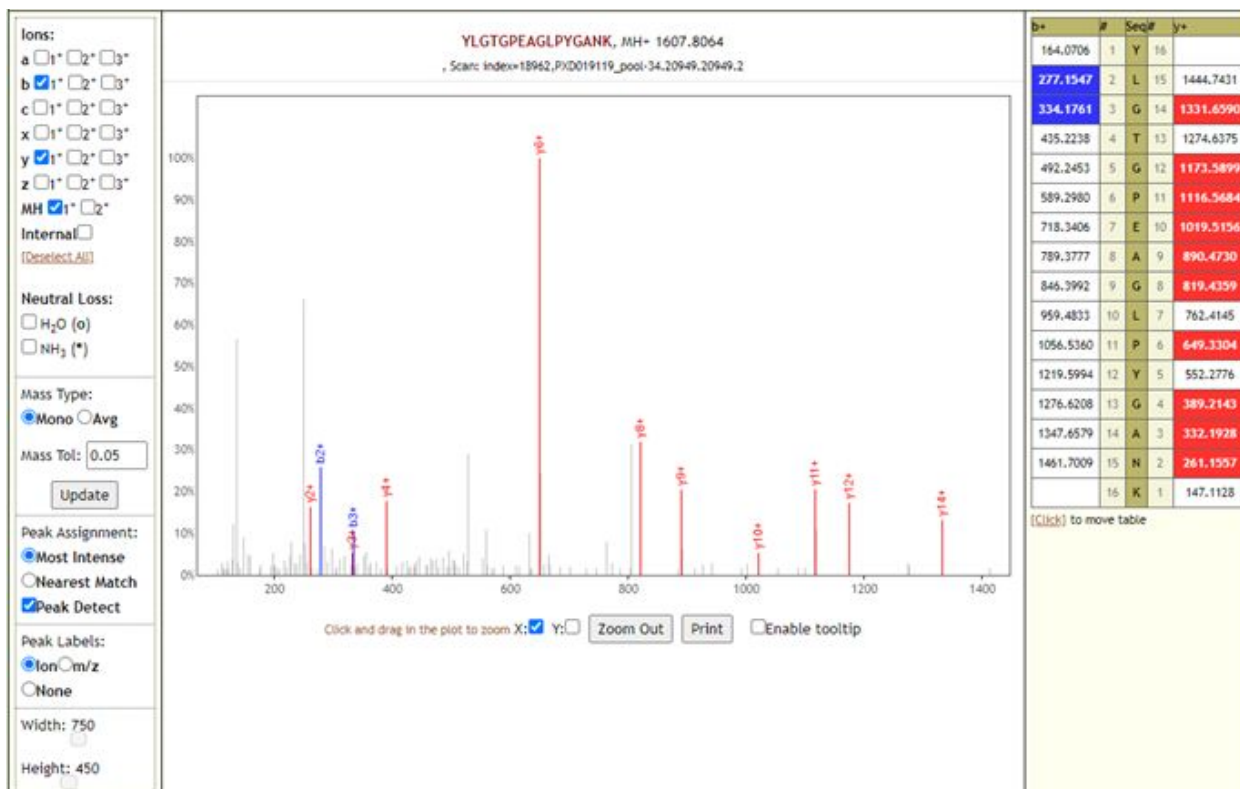


# LNTDHSSSSDNIALLVQ

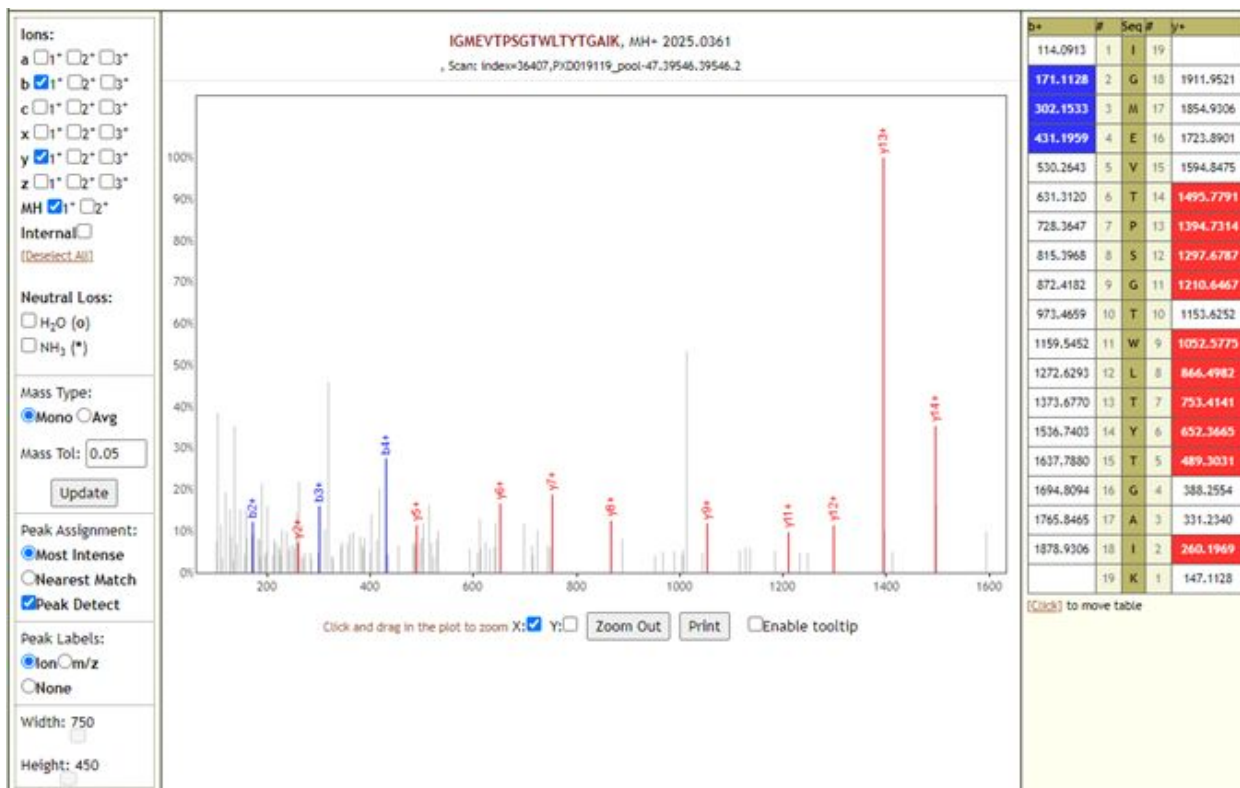




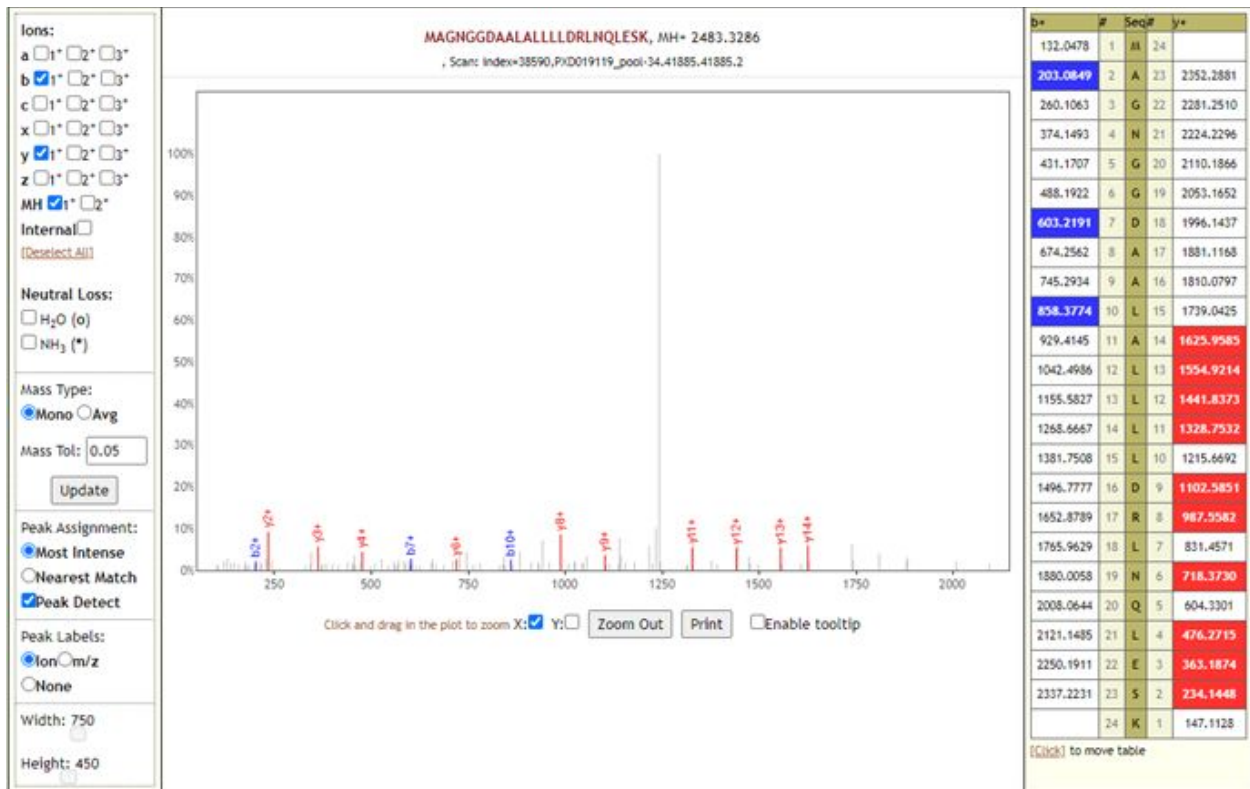
# YLGTGPEAGLPYGANK



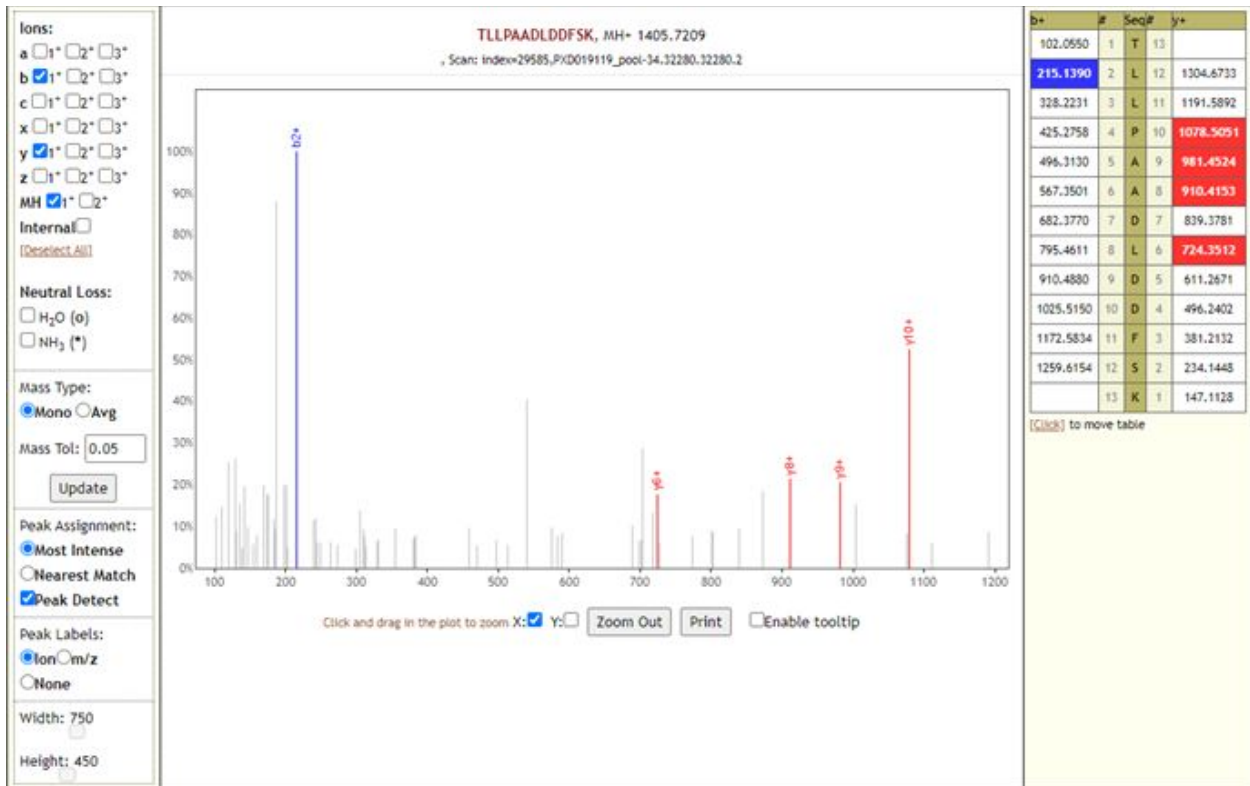
# IGMEVTPSGTWLTYTGAIK



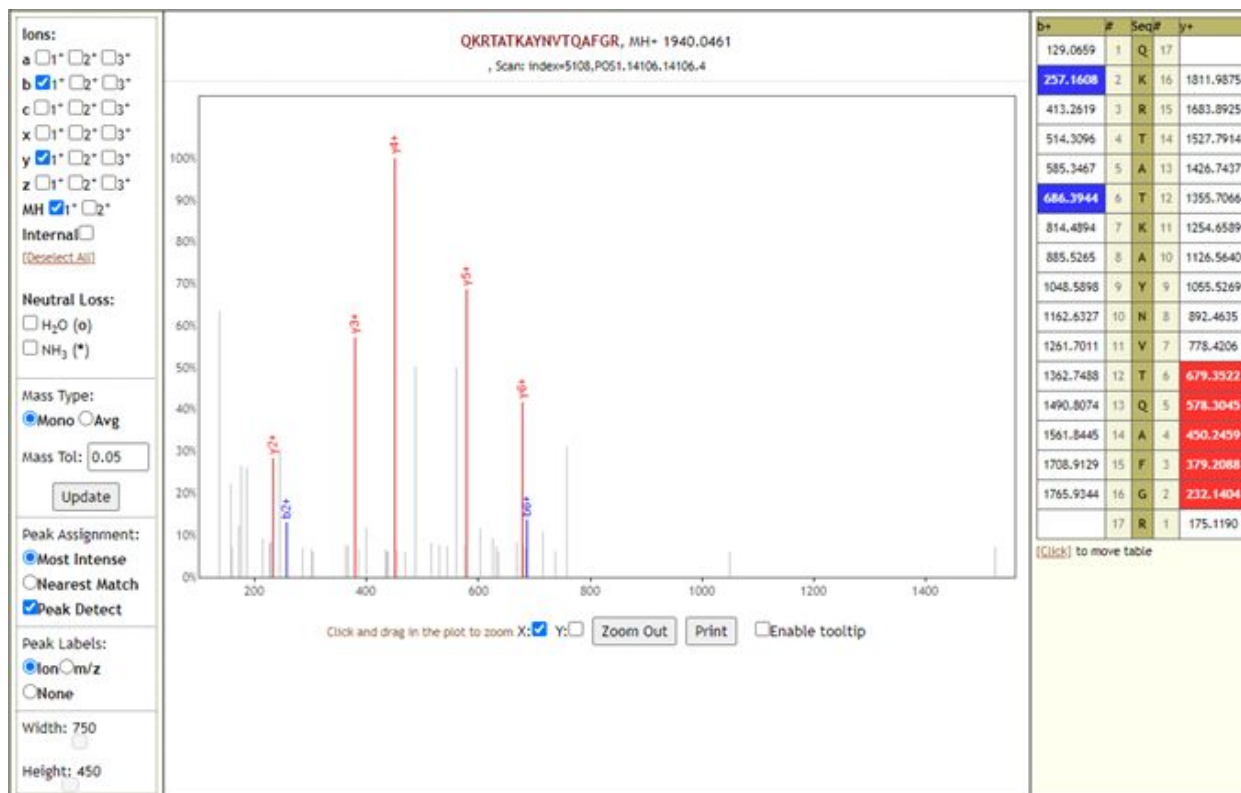
# MAGNGGDAALALLLDRLNQLESK



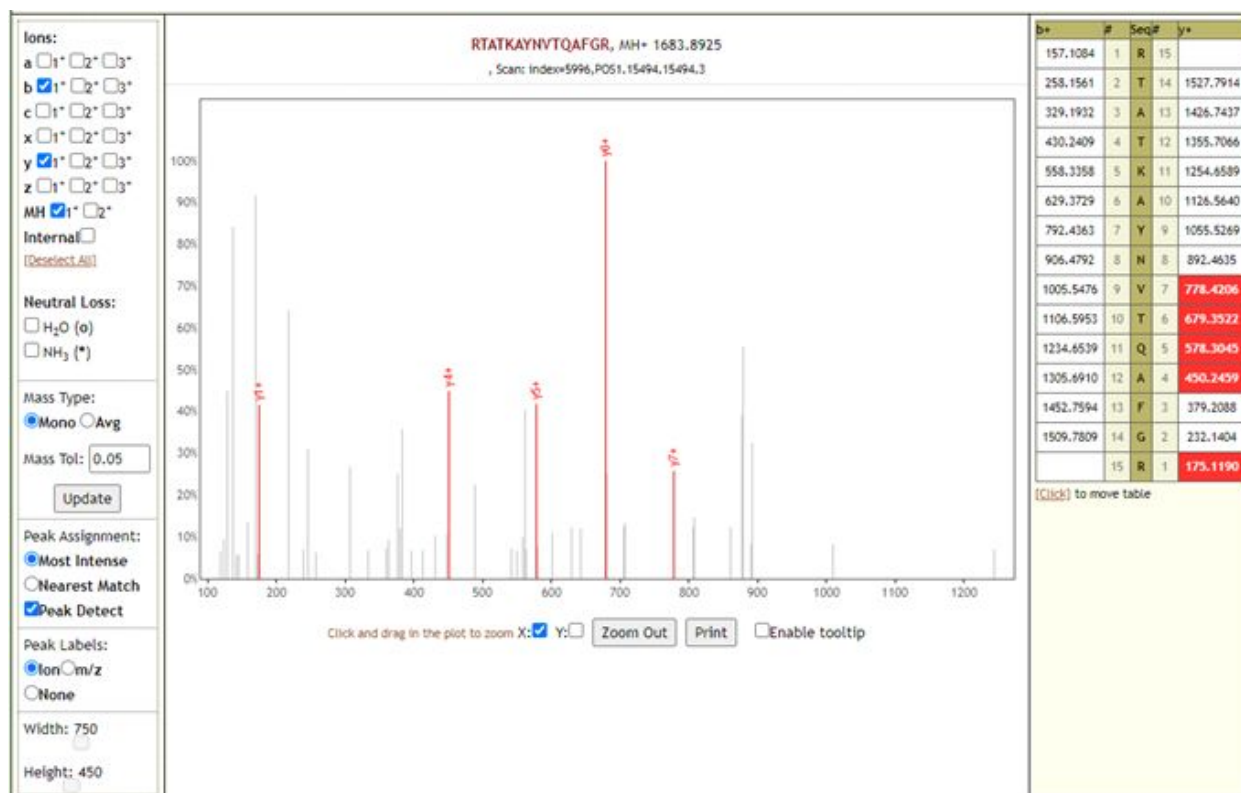
# TLLPAADLDDFSK



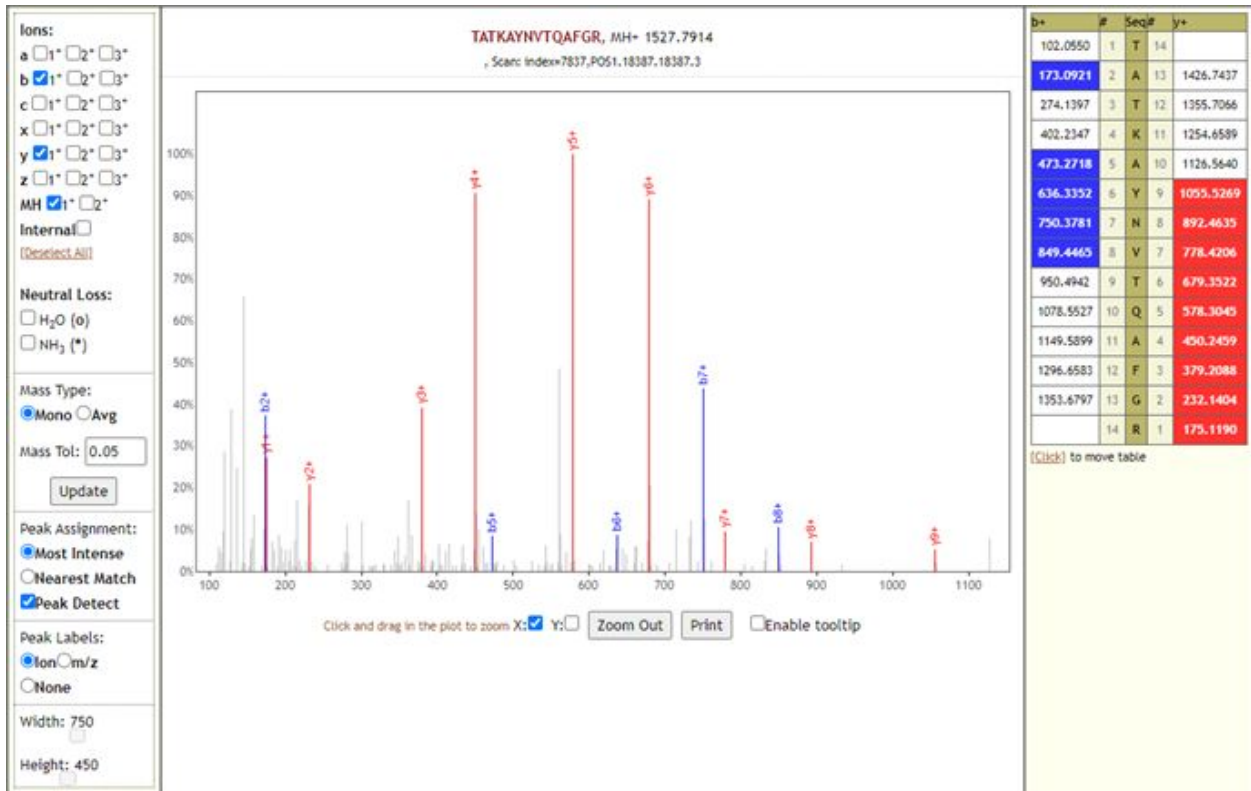
# QKRTATKAYNVTQAFGR



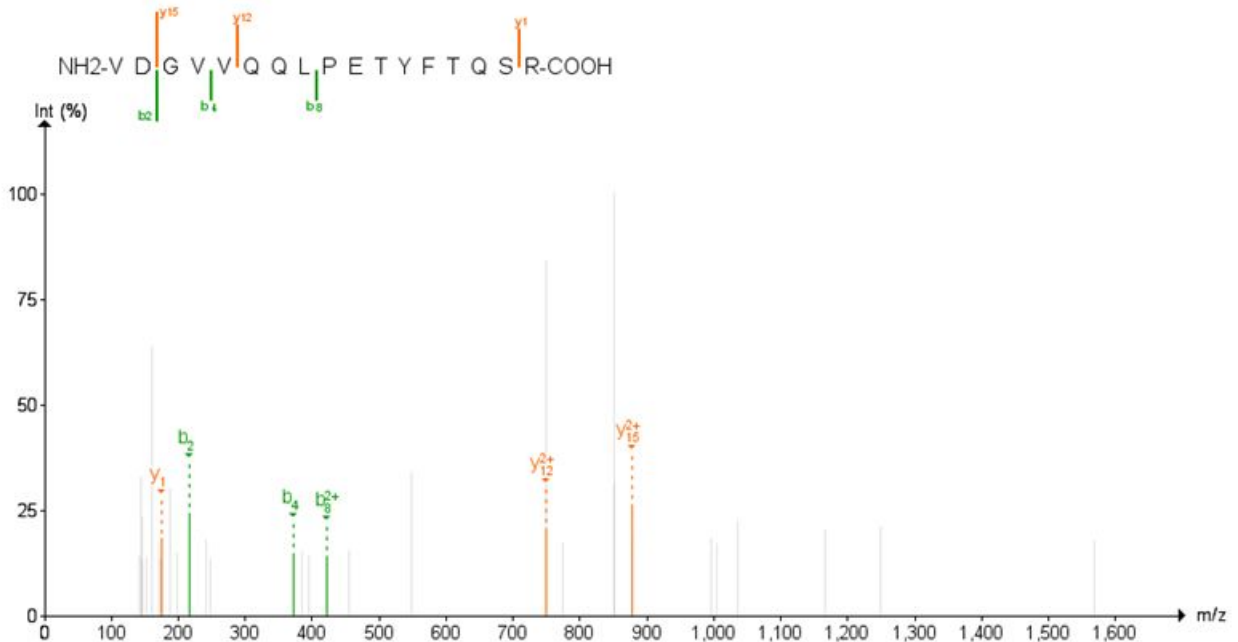
# RTATKAYNVTQAFGR



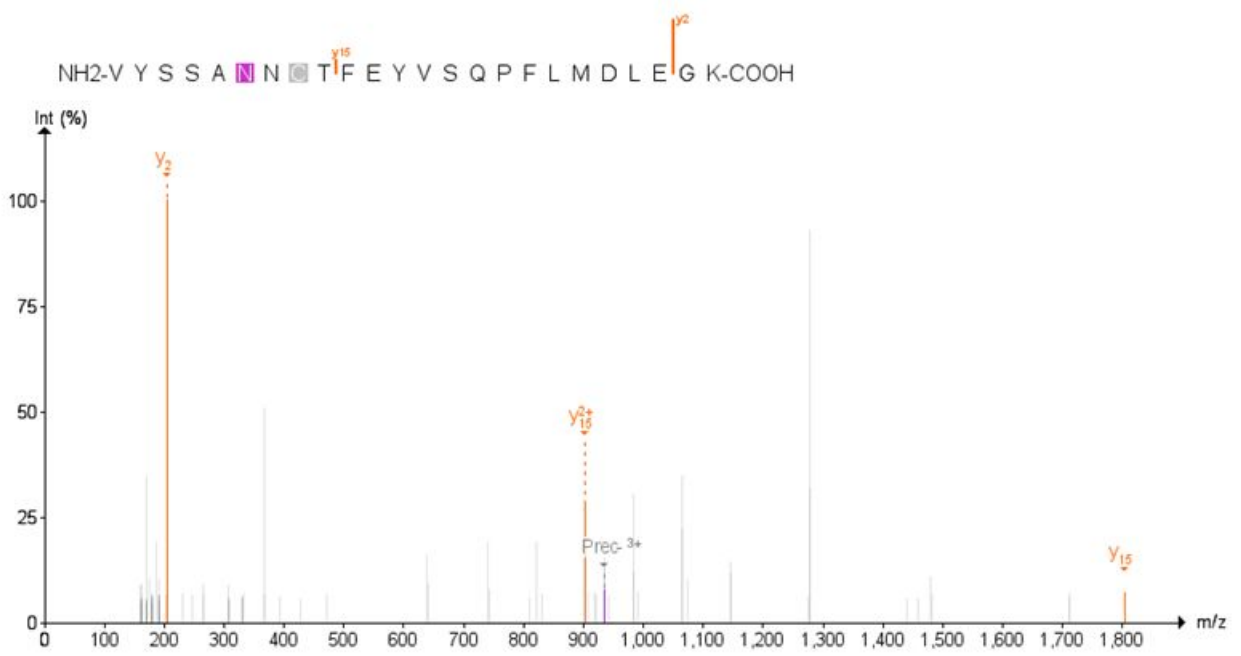
# TATKAYNVTQAFGR



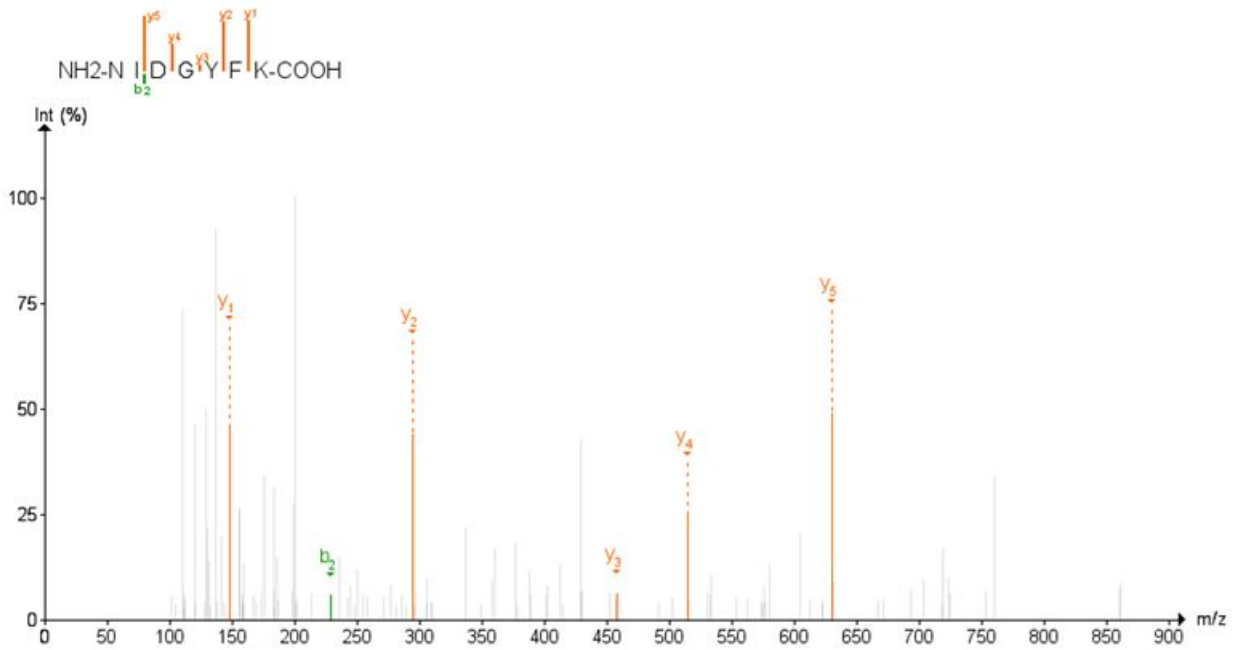
# VDGVVQLPETYFTQSR



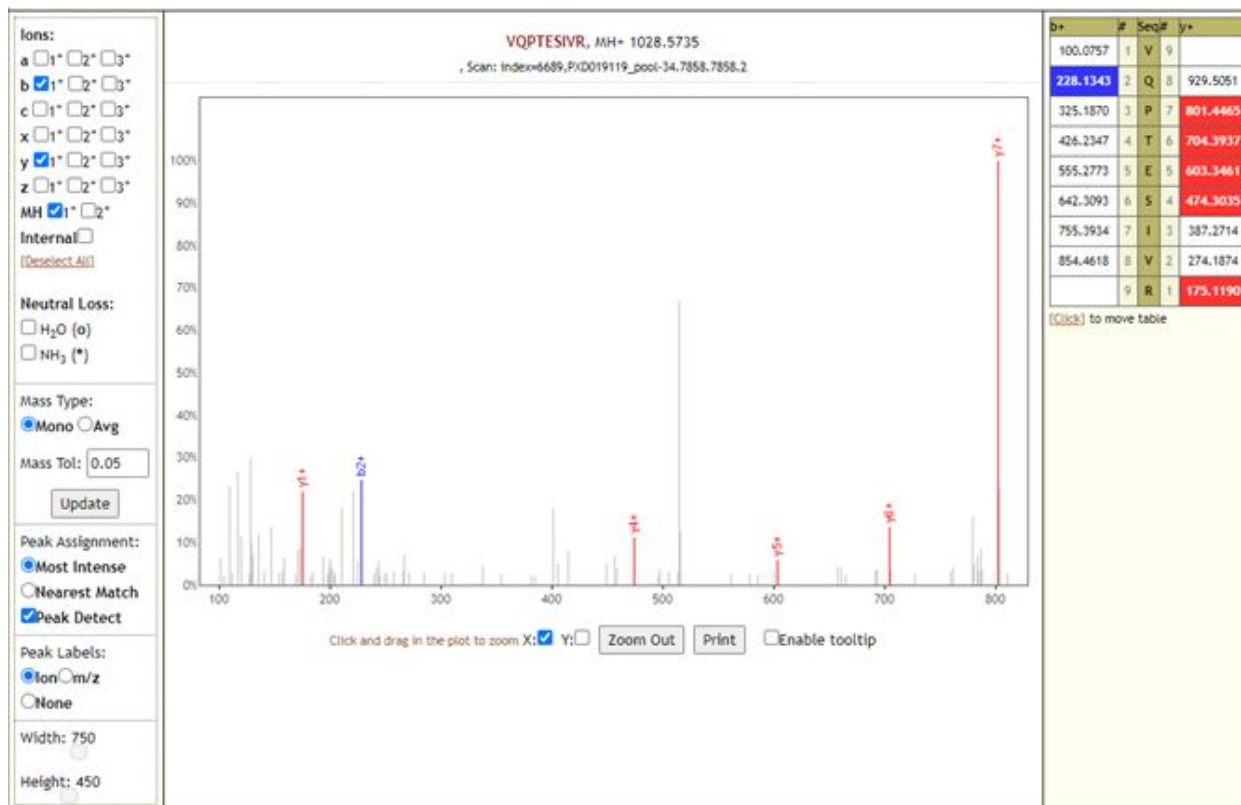
**VYSSANNCTFEYVSQPFLMDLEGK**



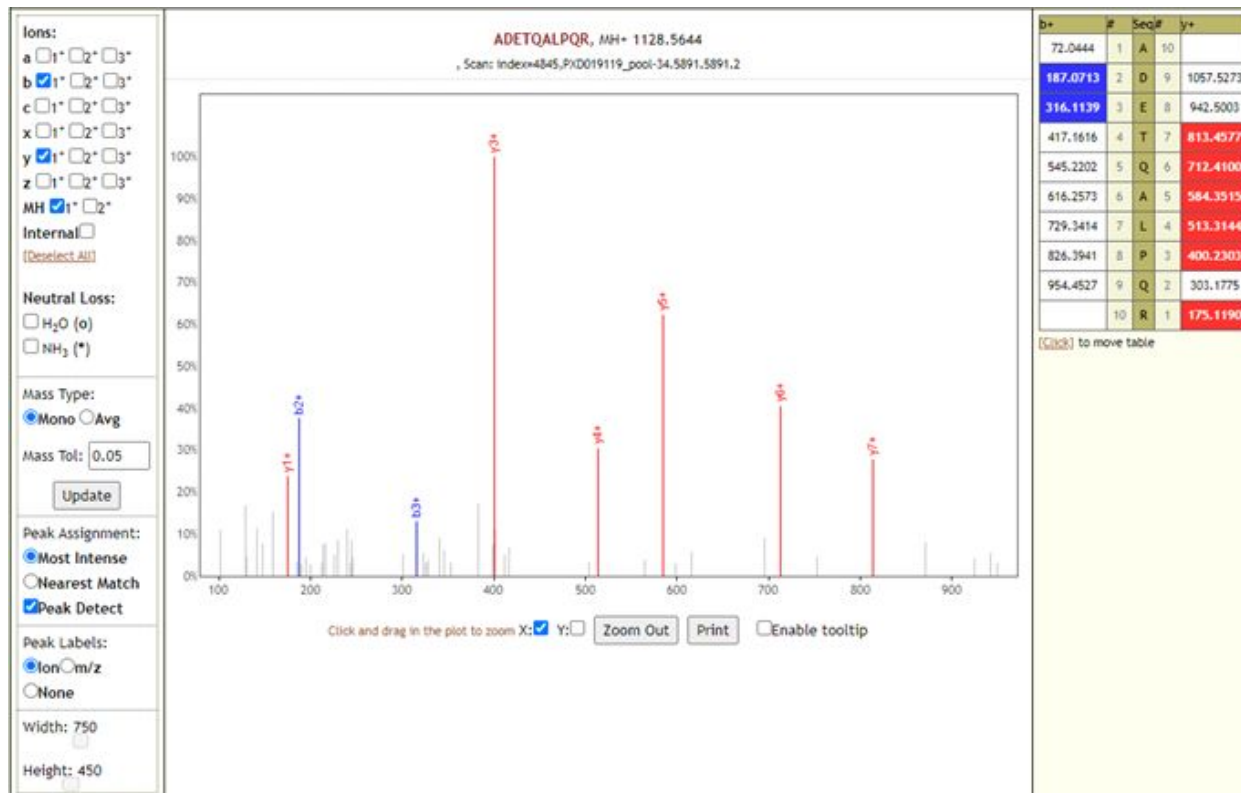
**NIDGYFK**



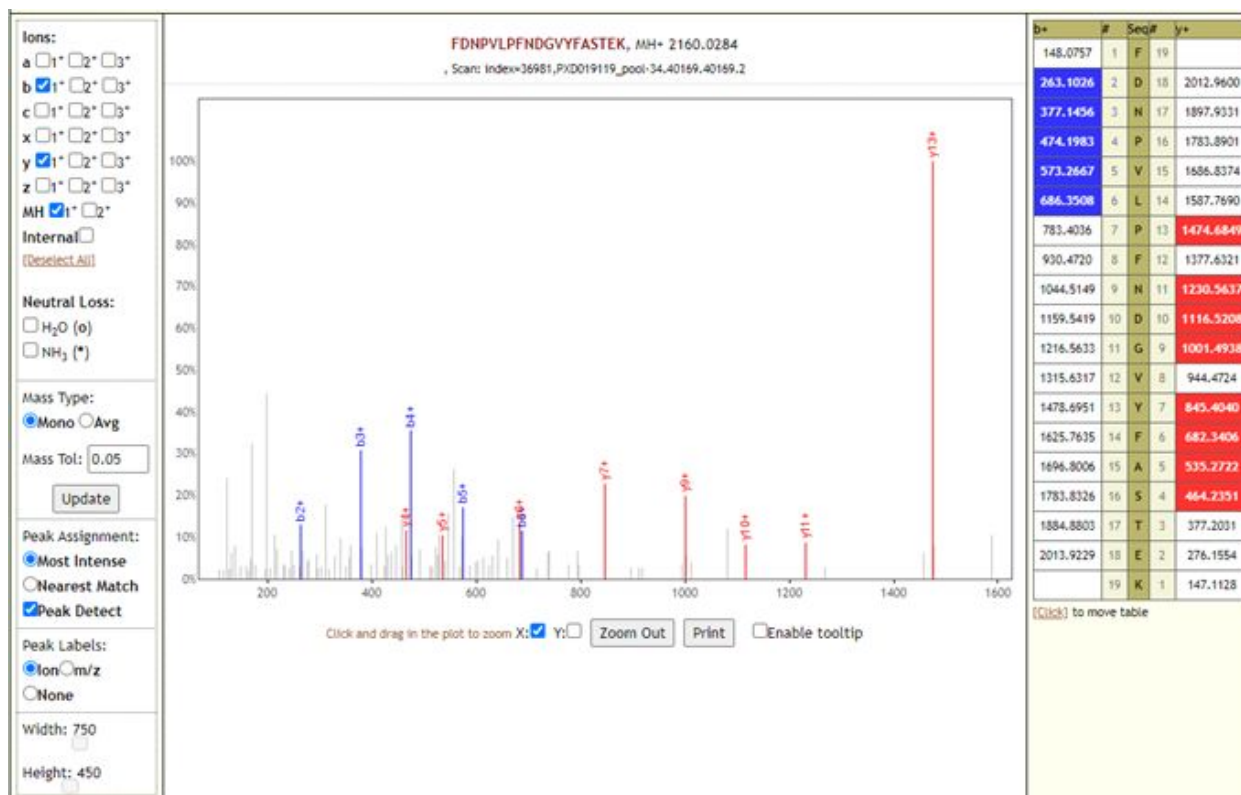
# VQPTESIVR



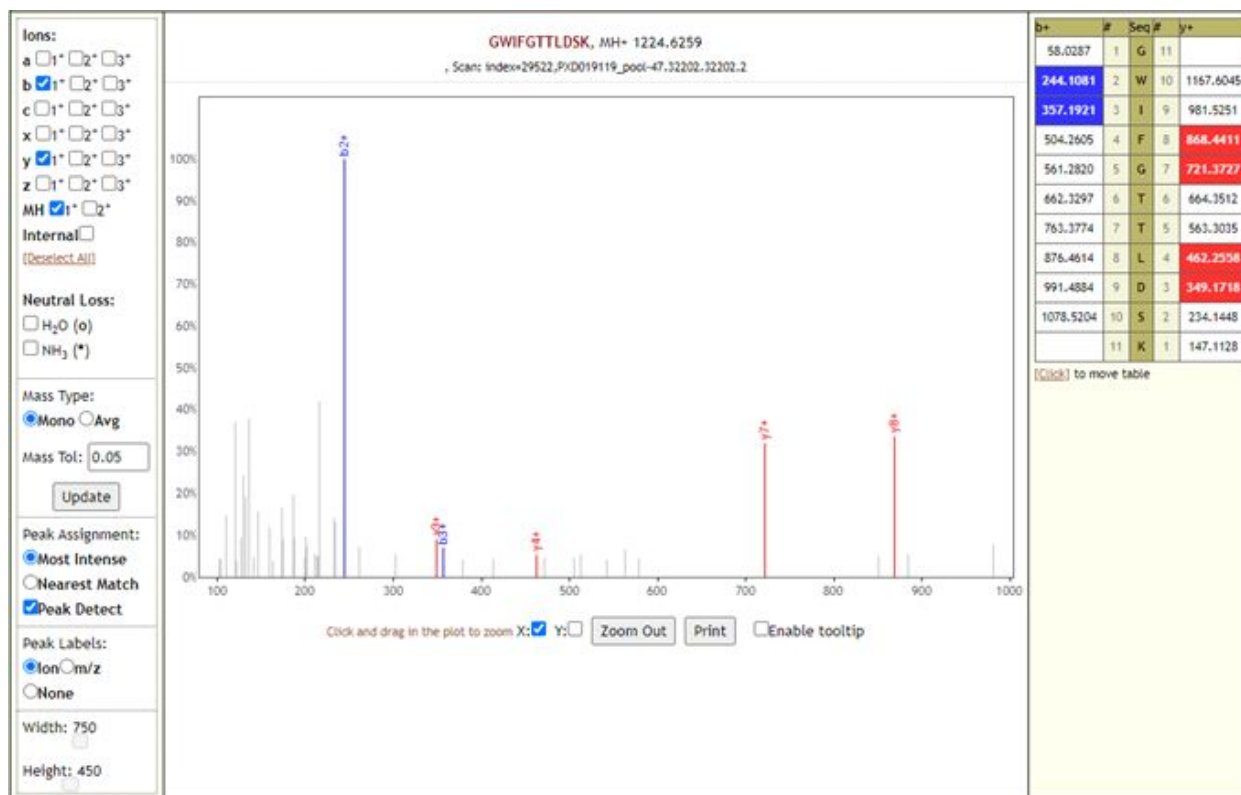
# ADETQALPQR



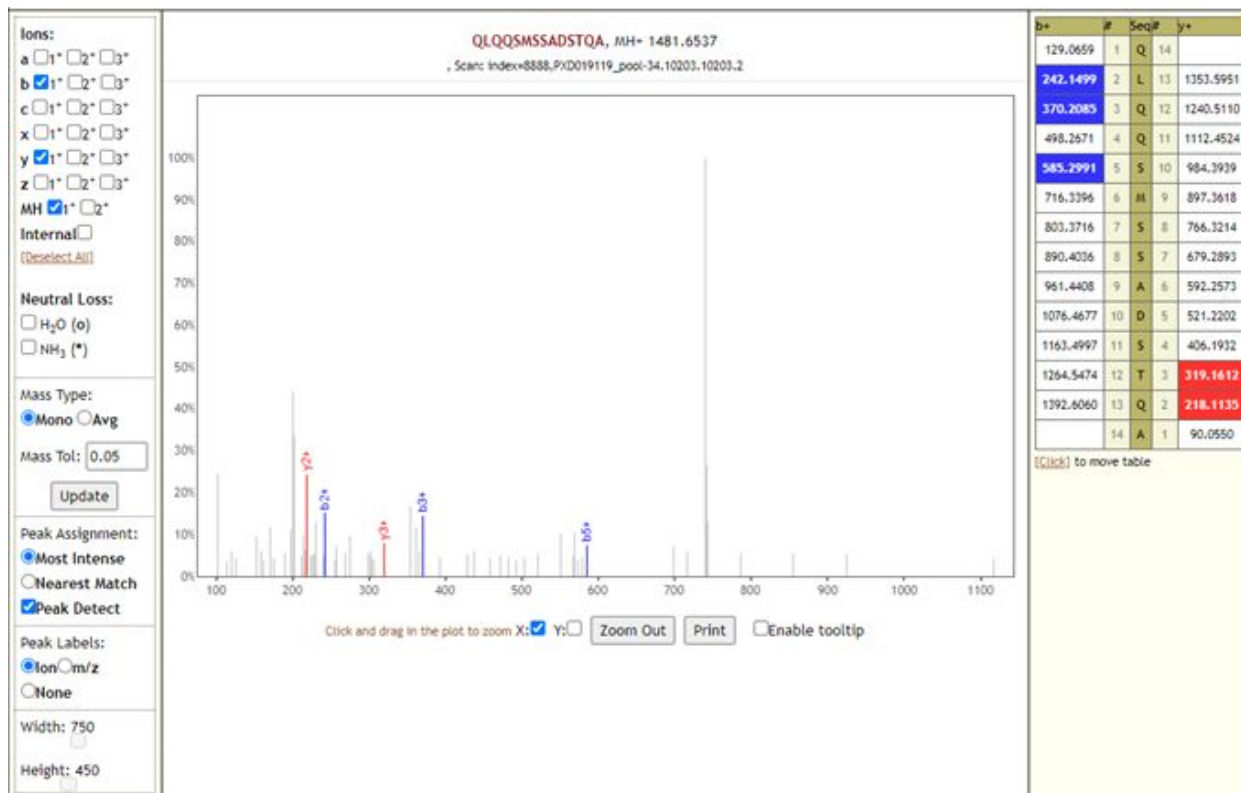
# FDNPVLPFNDGVYFASTEK



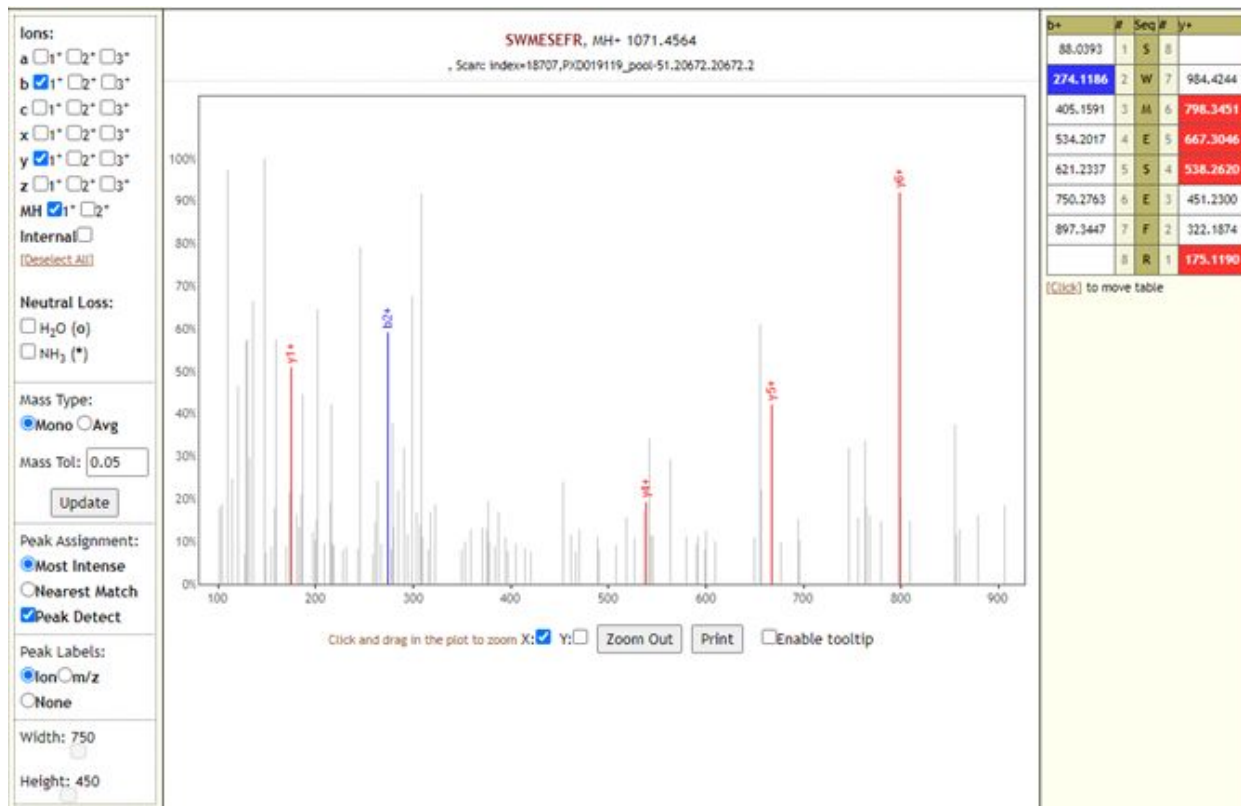
# GWIFGTTLDSK



# QLQQSMSSADSTQA

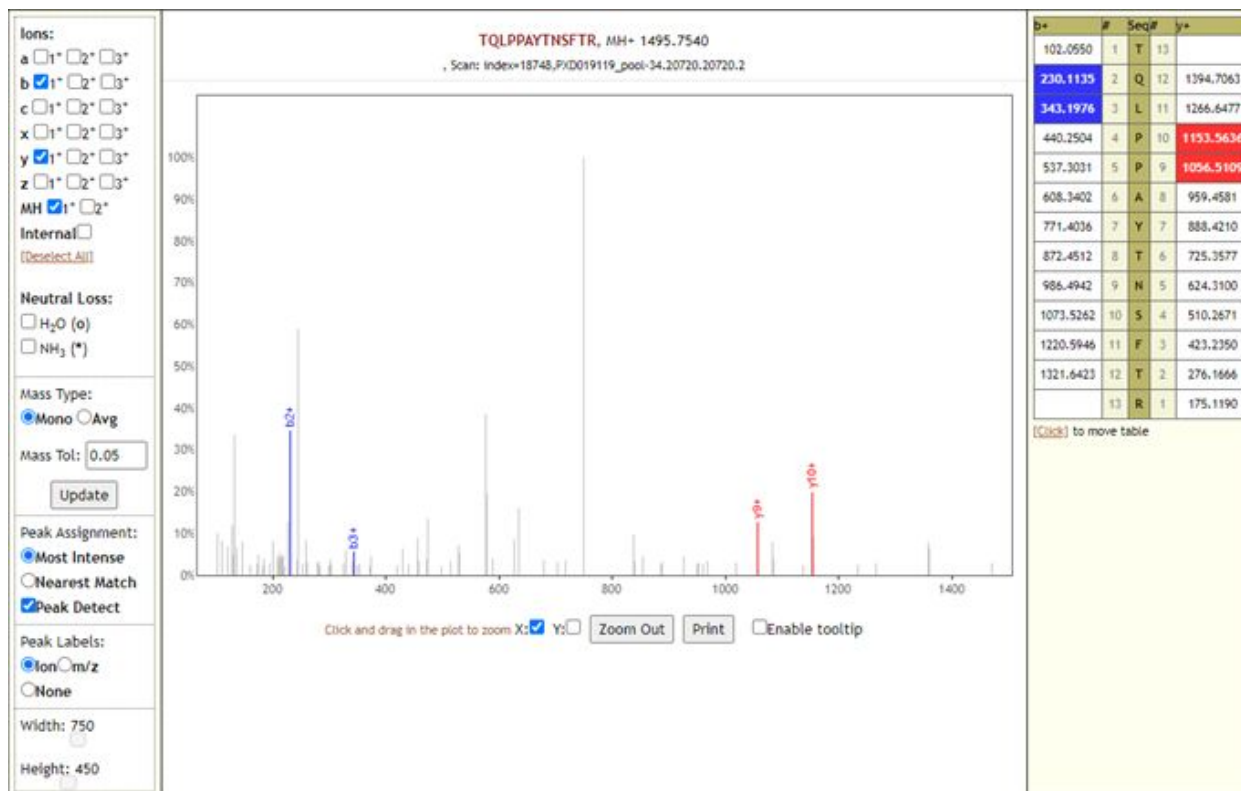


# SWMESEFR

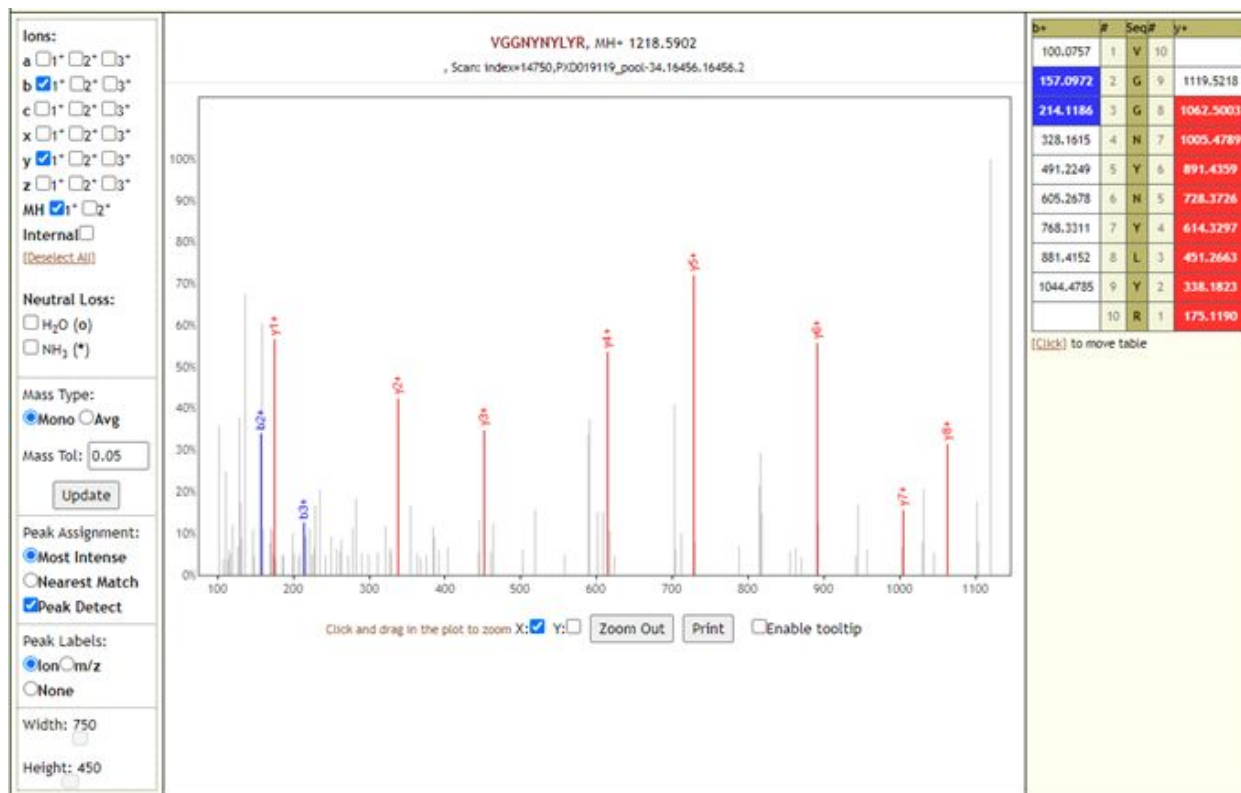




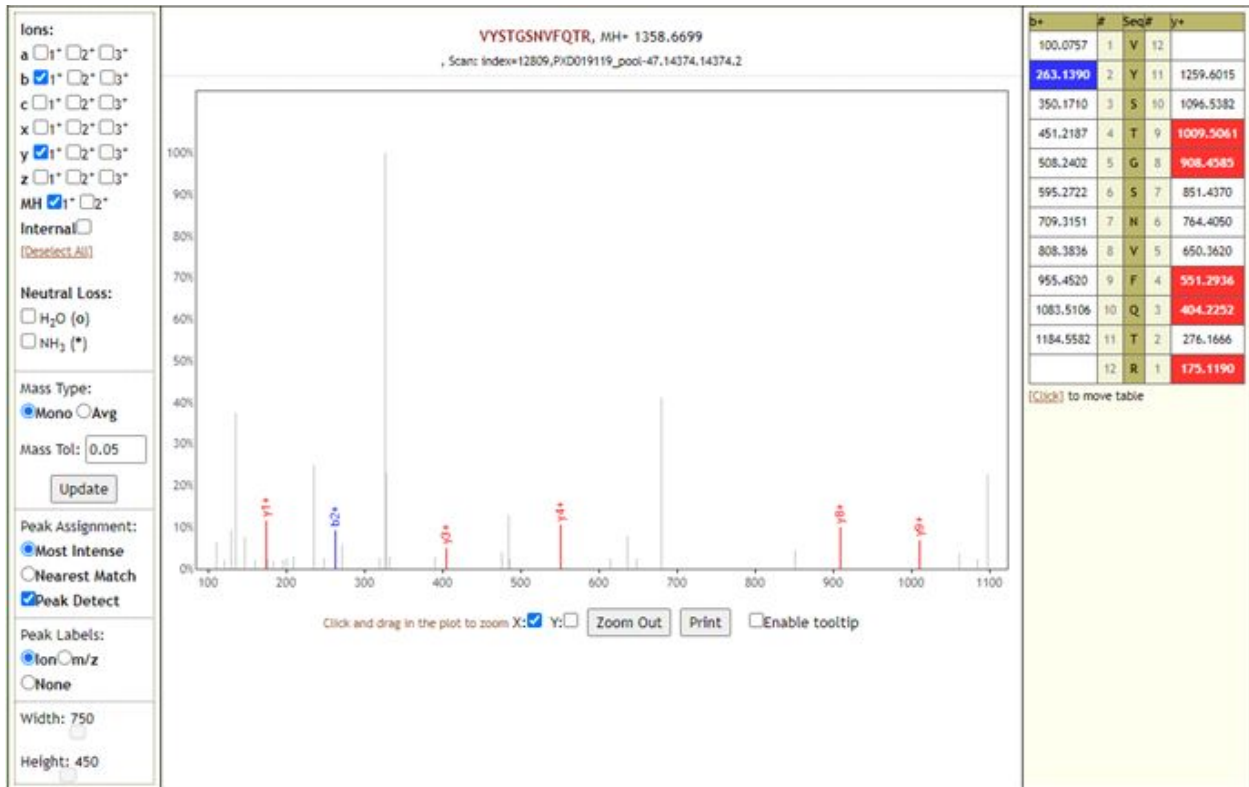
# TQLPPAYTNSFTR



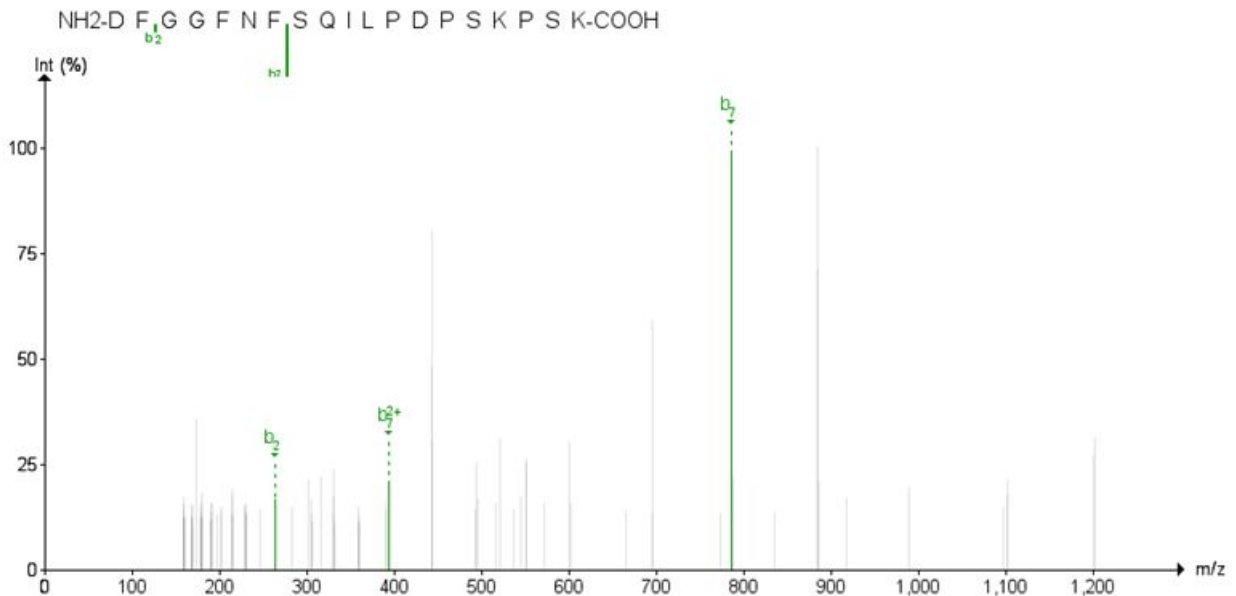
# VGGNYNYLYR



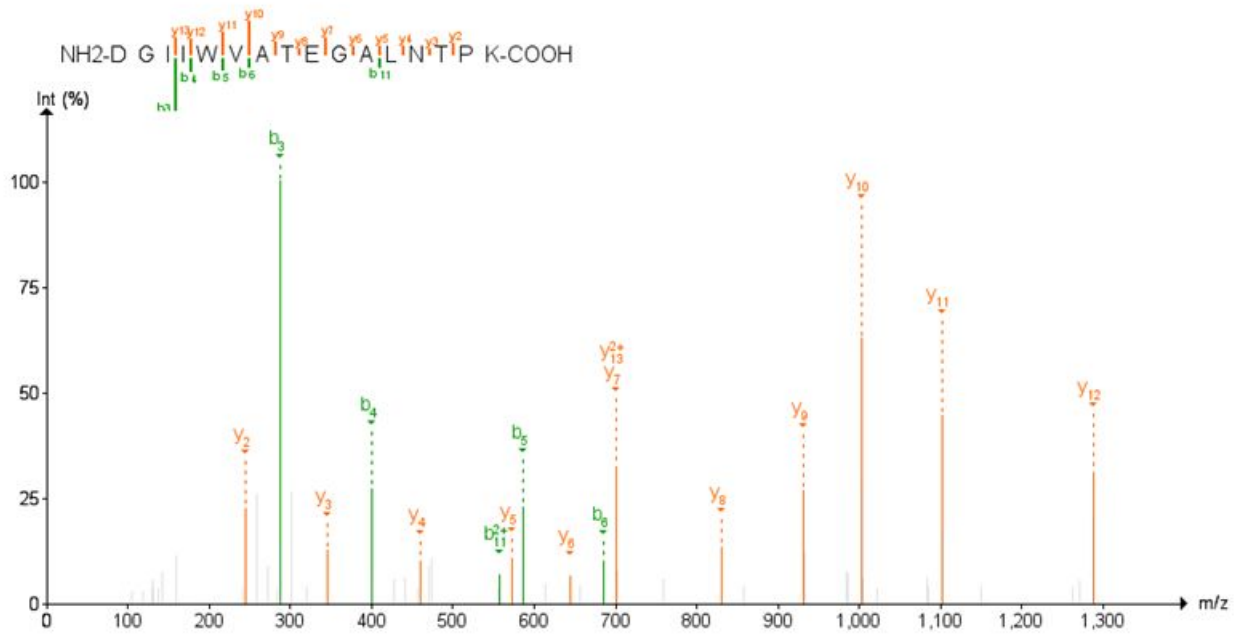
# VYSTGSNVFQTR



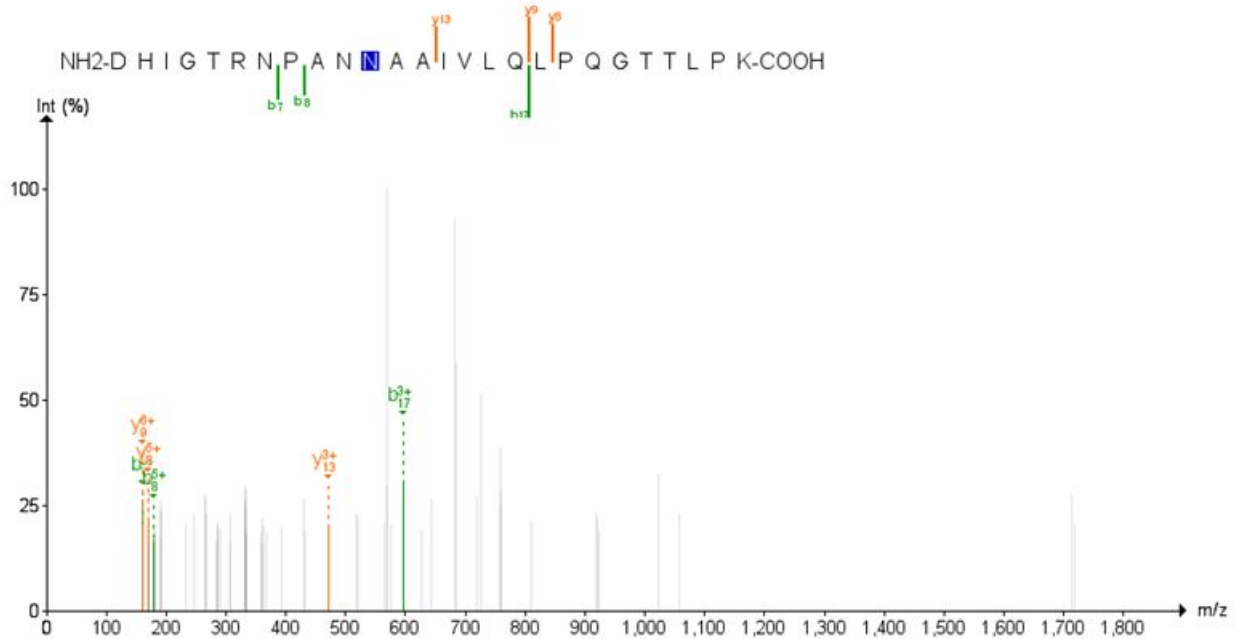
# DFGGFNFSQILPDPSPSK



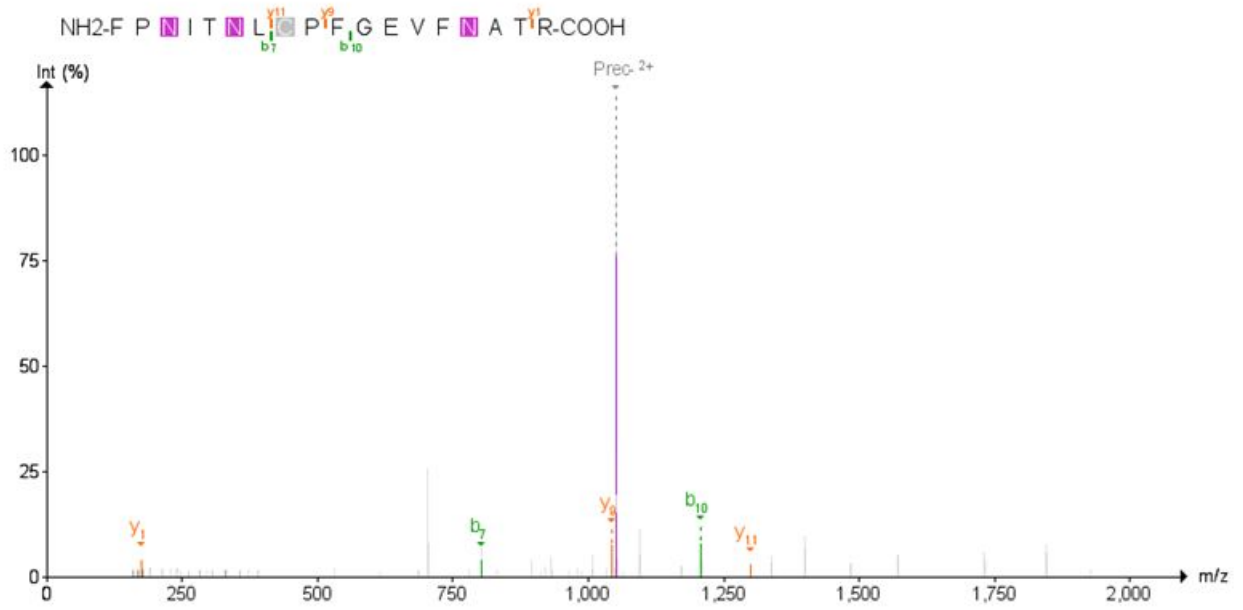
**DGIIWVATEGALNTPKDHIGTR**



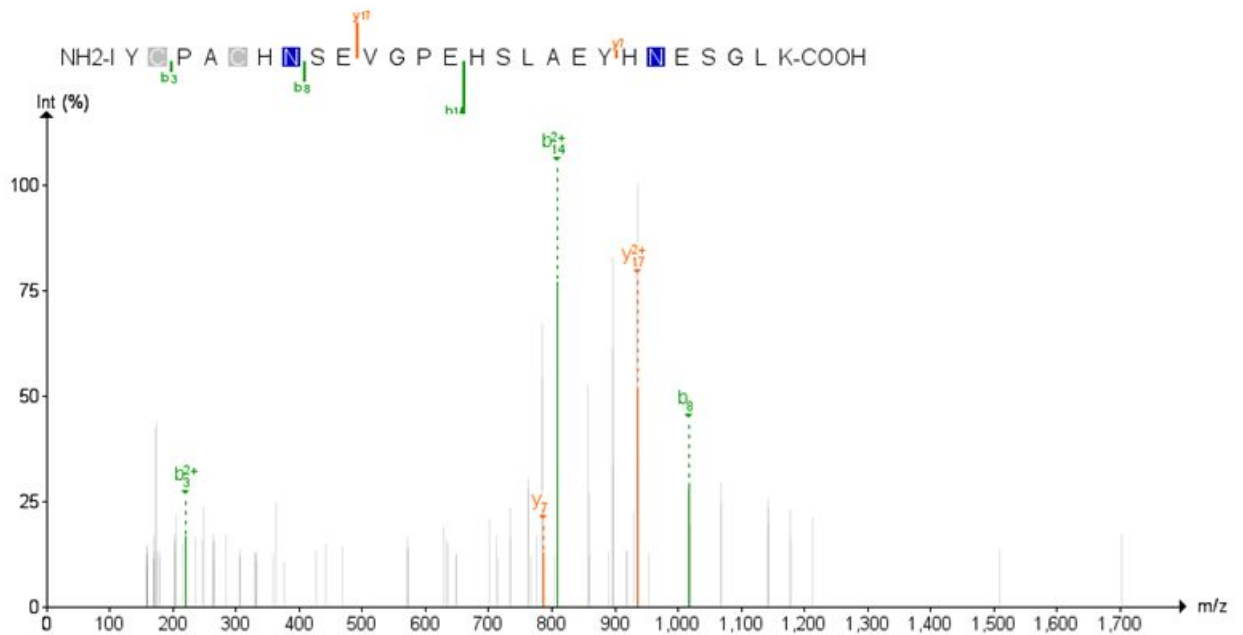
**DHIGTRNPANNAIVLQLPQGTTLPK**



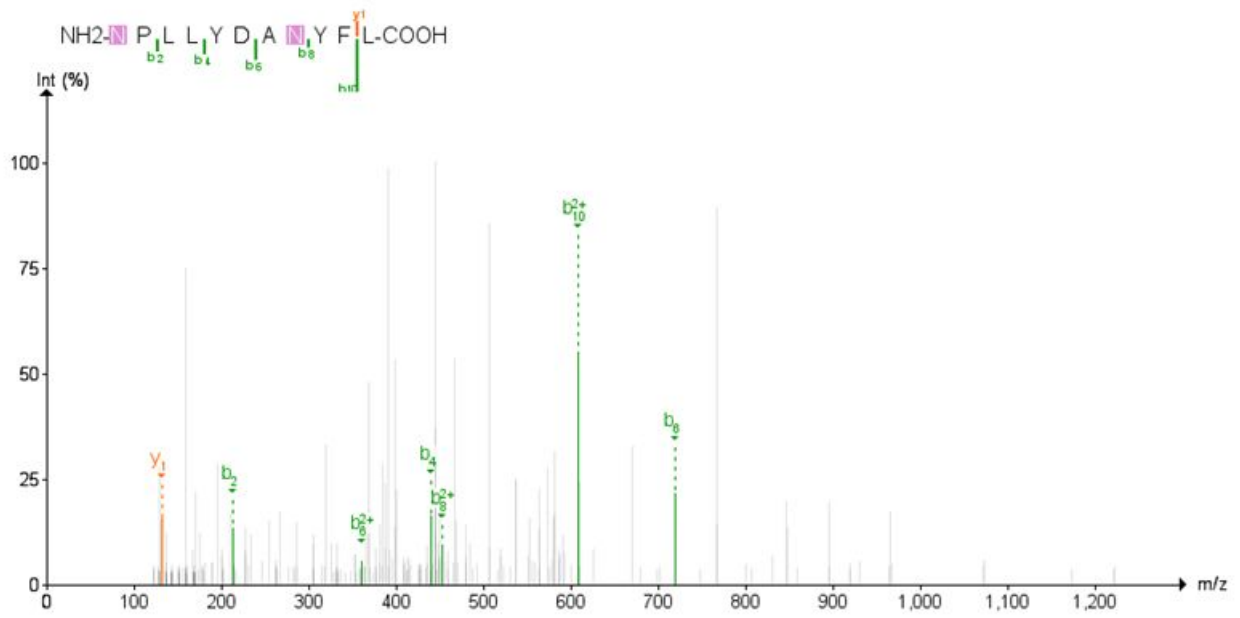
**FPNITNLCPFGEVFNATR**



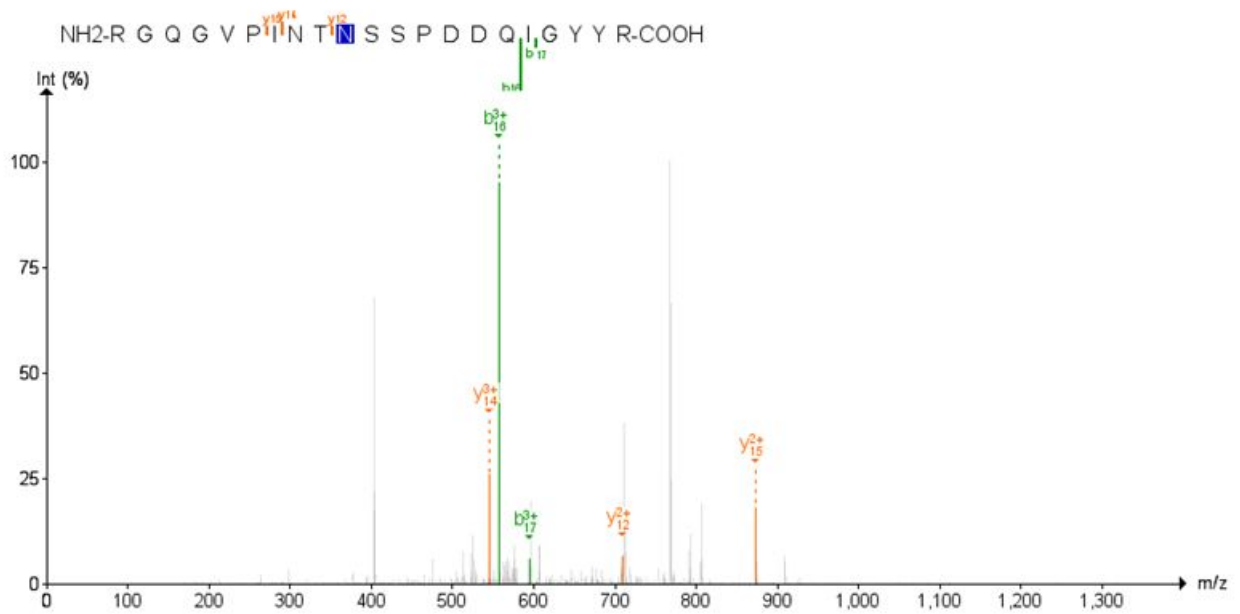
**IYCPACHNSEVGPEHSLAEYHNESGLK**



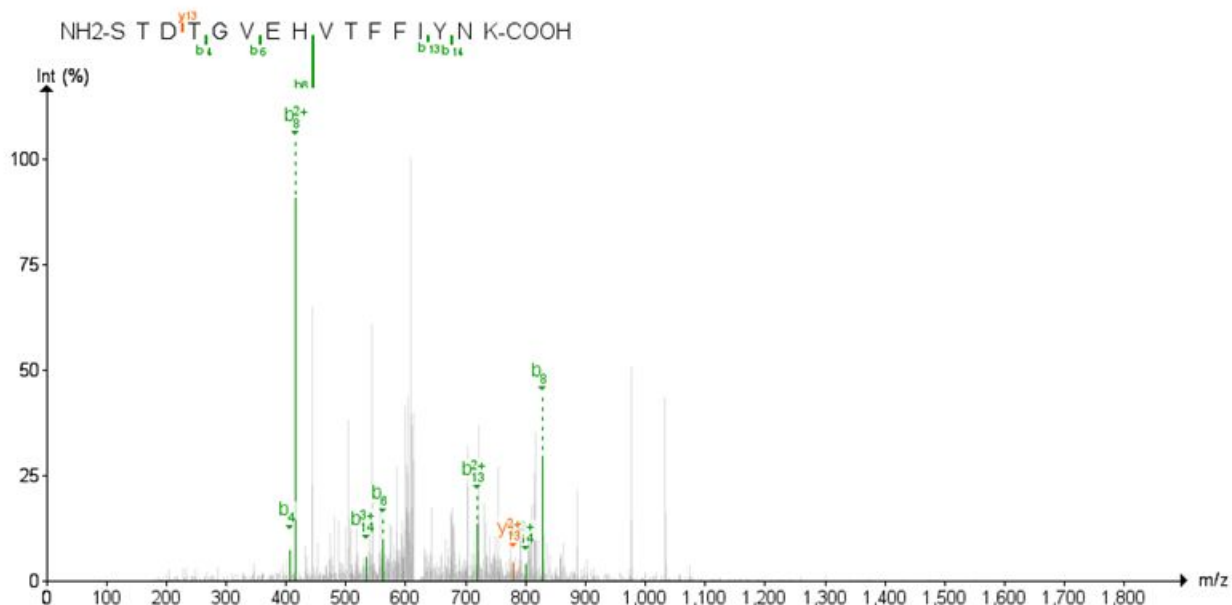
# NPLLYDANYFL



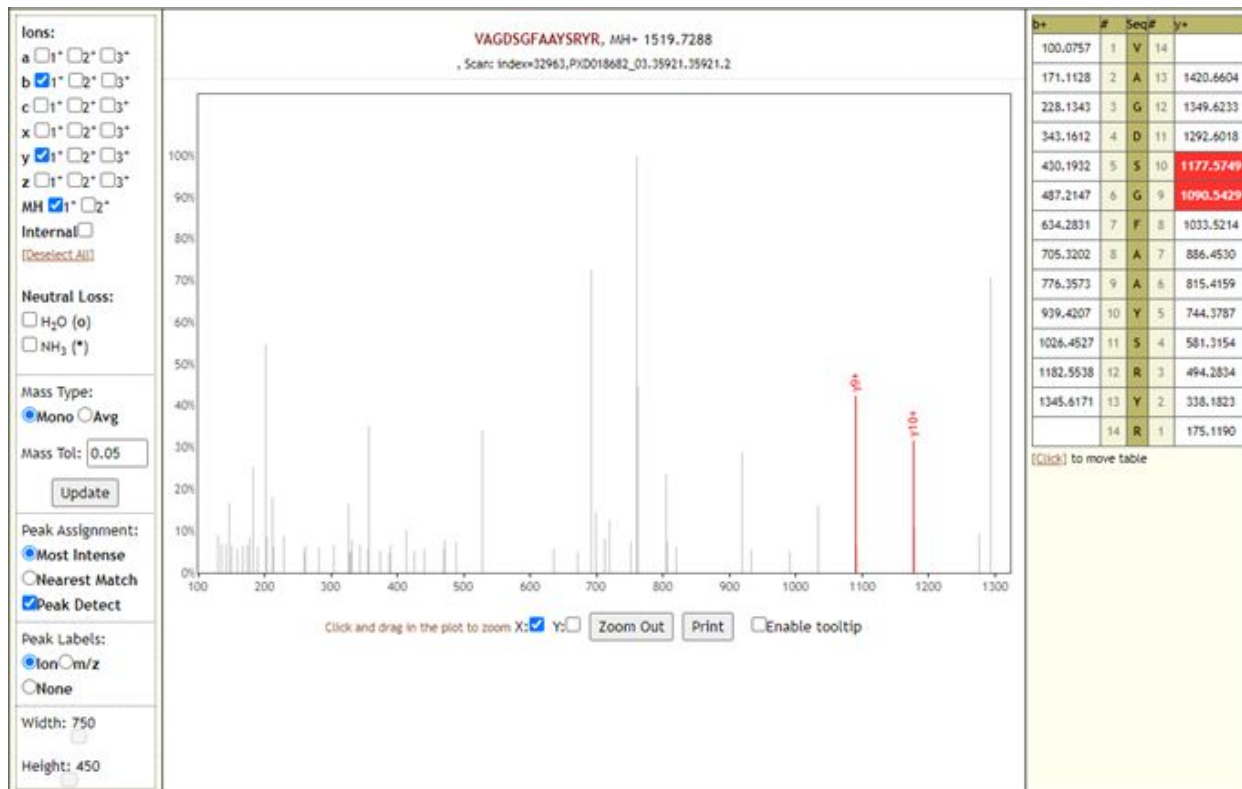
# RGQGVPI NTSSPDDQIGYYR



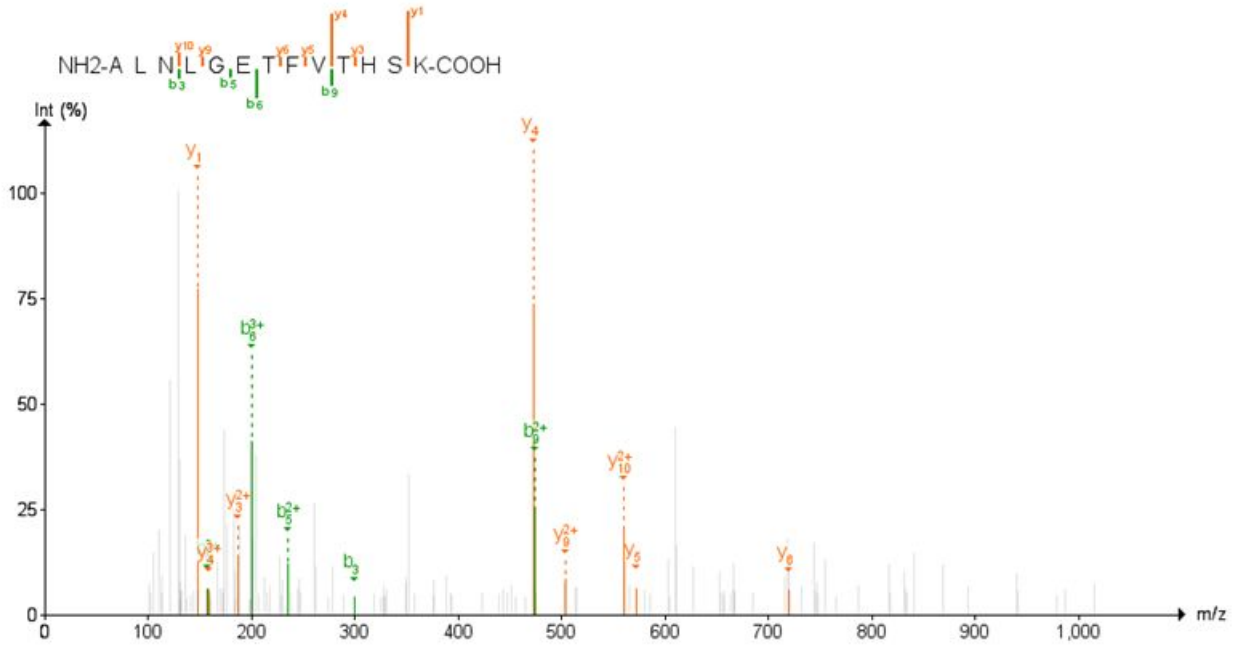
# STDTGVEHVTFYIN K



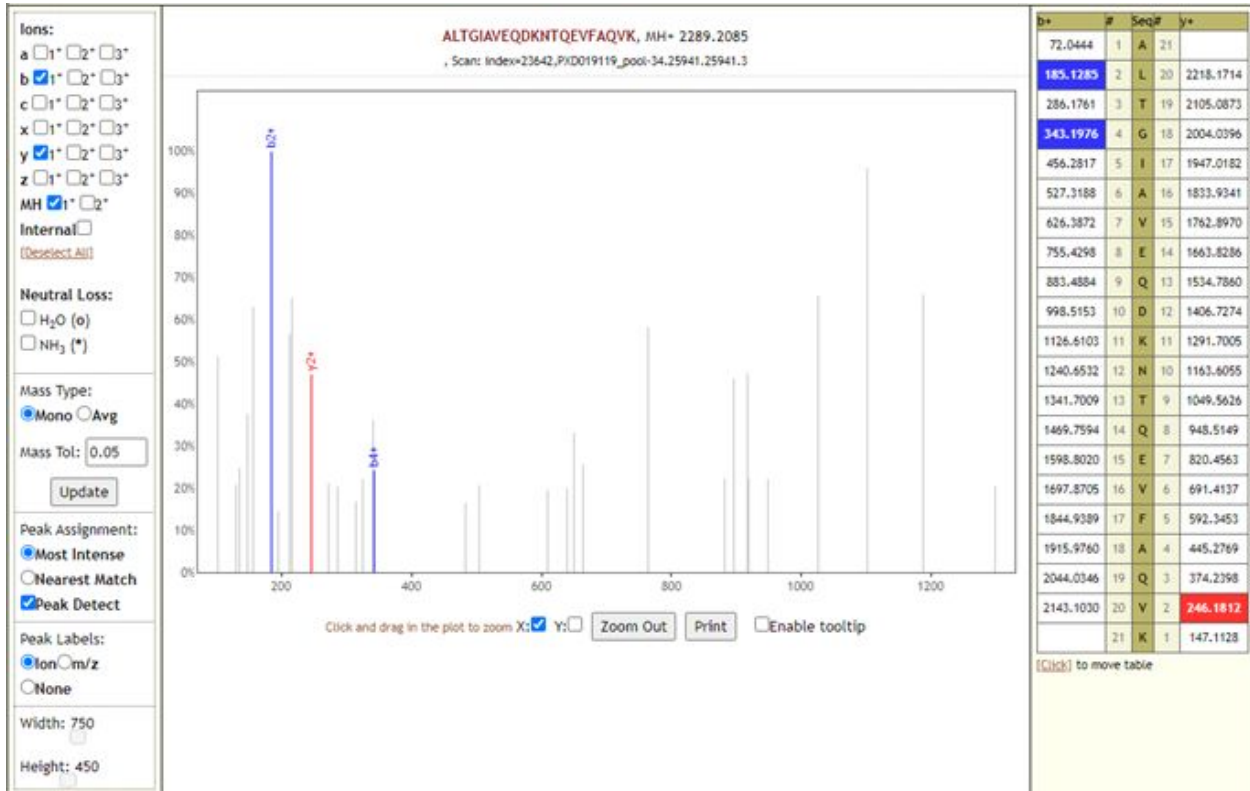
# VAGDSGFAAYSRYR



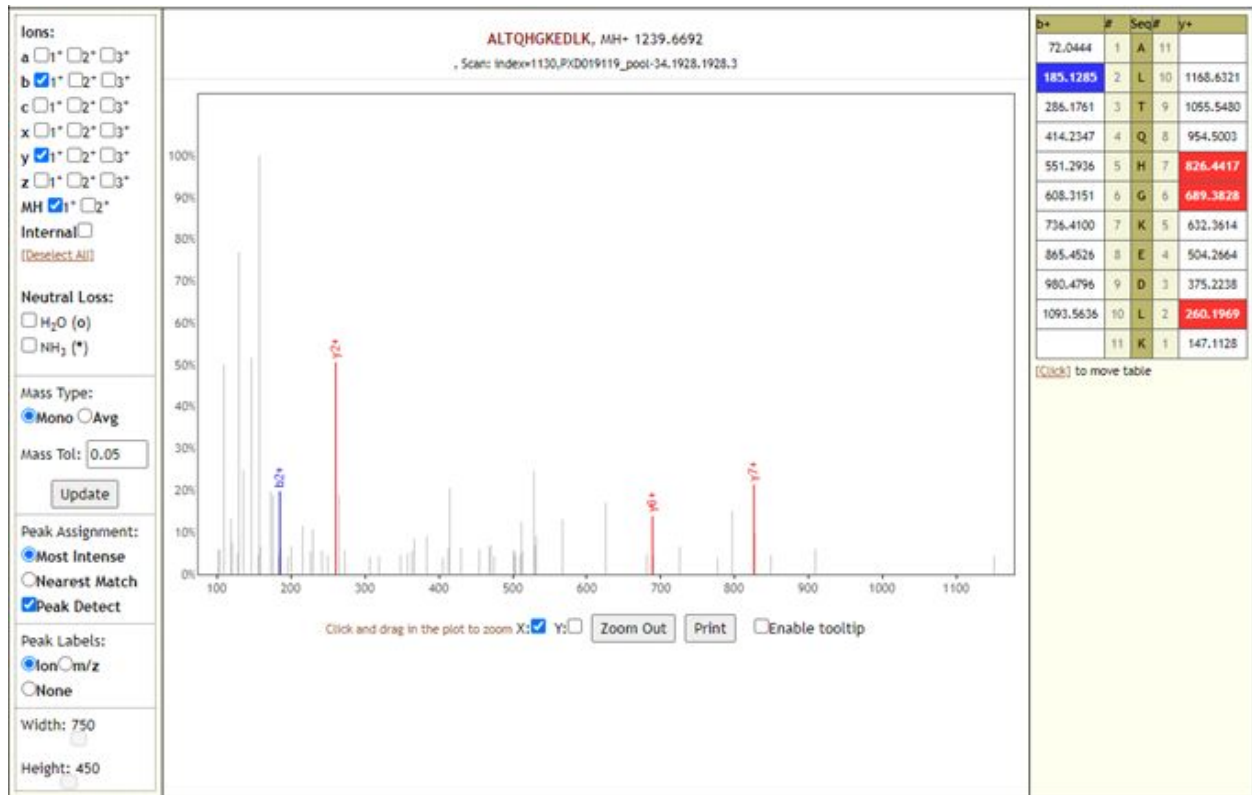
# ALNLGETFVTHSK



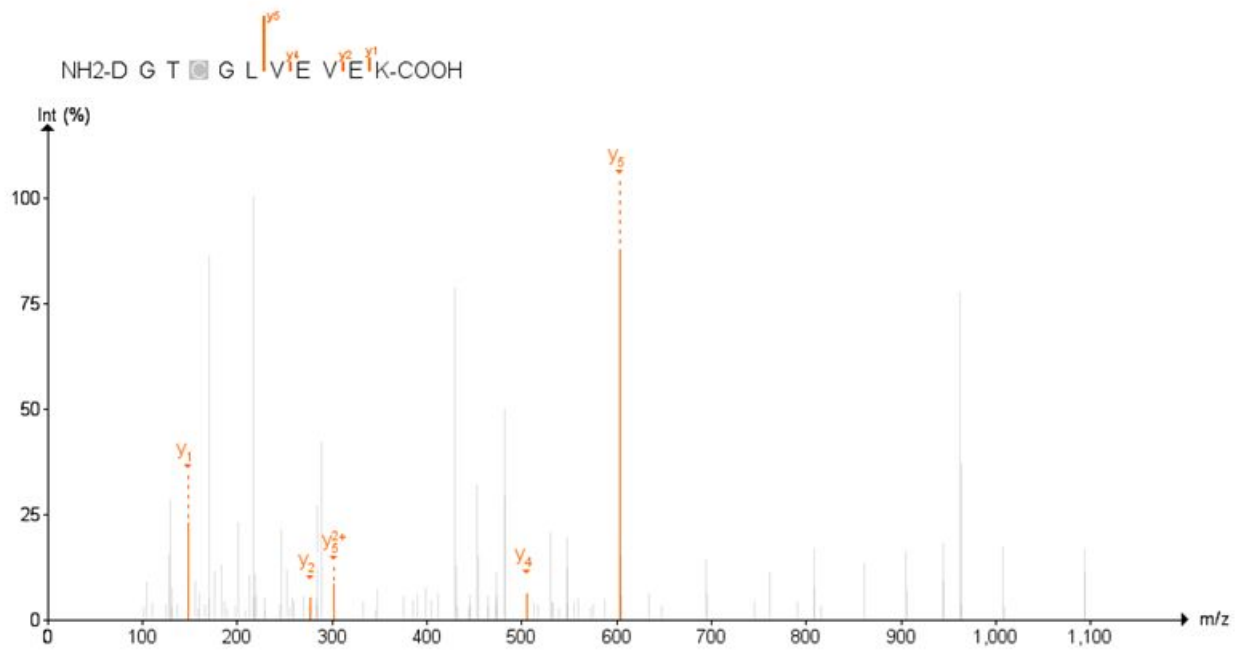
# ALTGIAVEQDKNTQE VFAQVK



# ALTQHGKEDLK

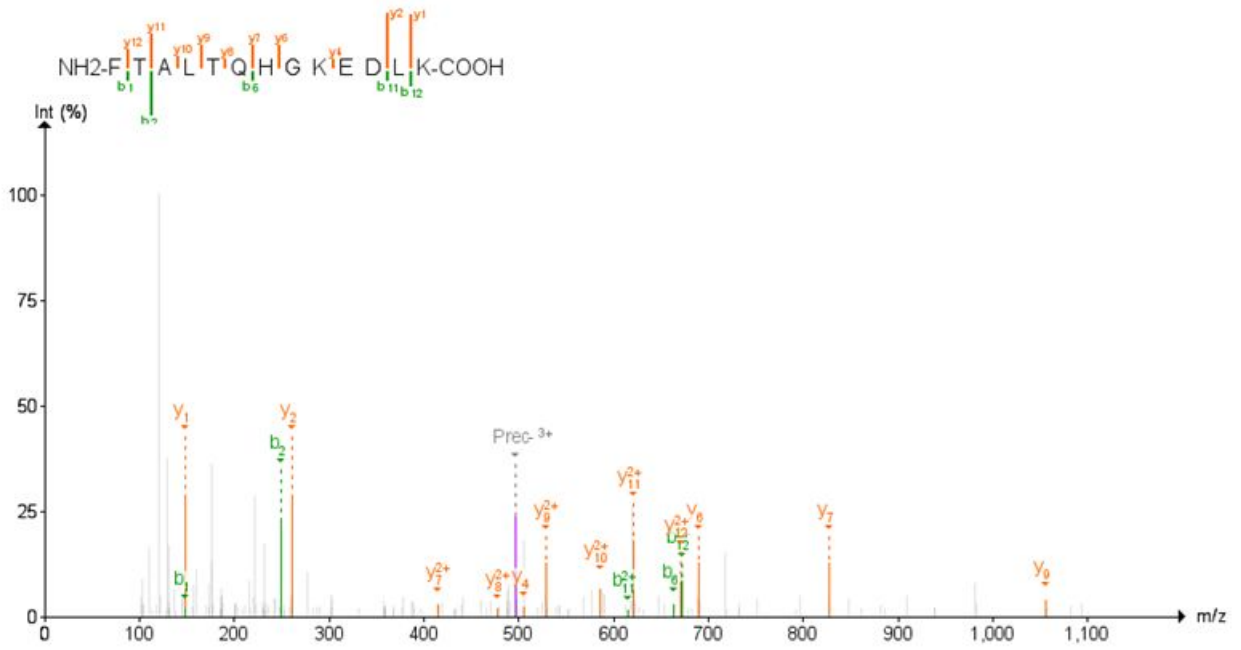


# DGTCGLVEVEK

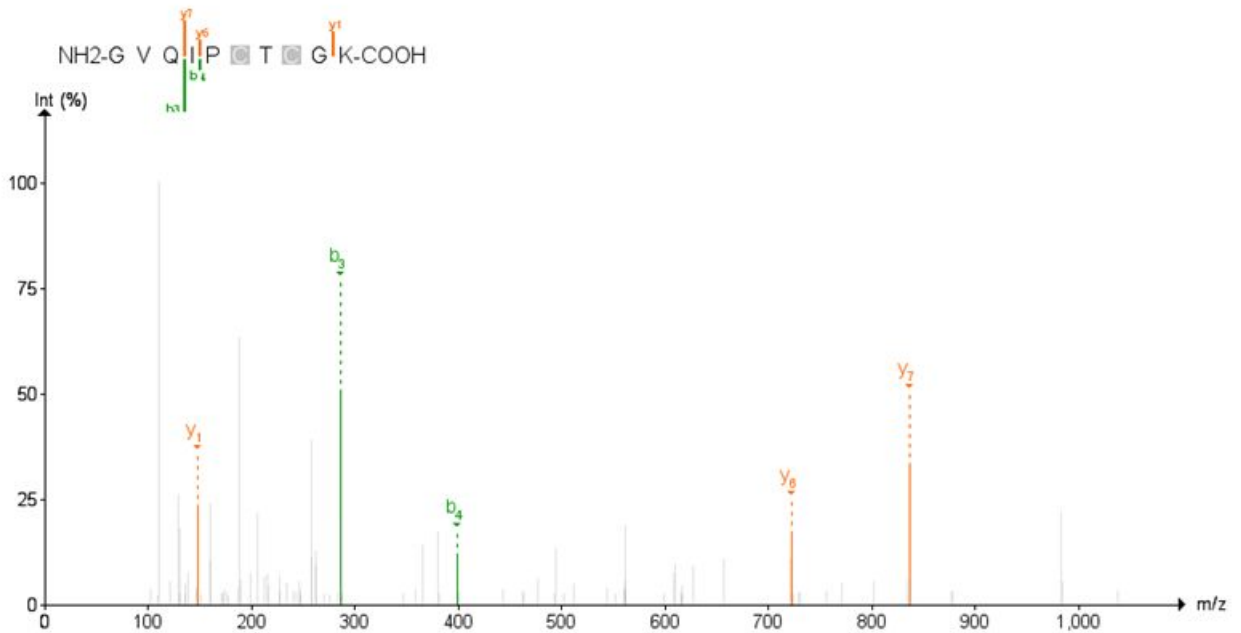




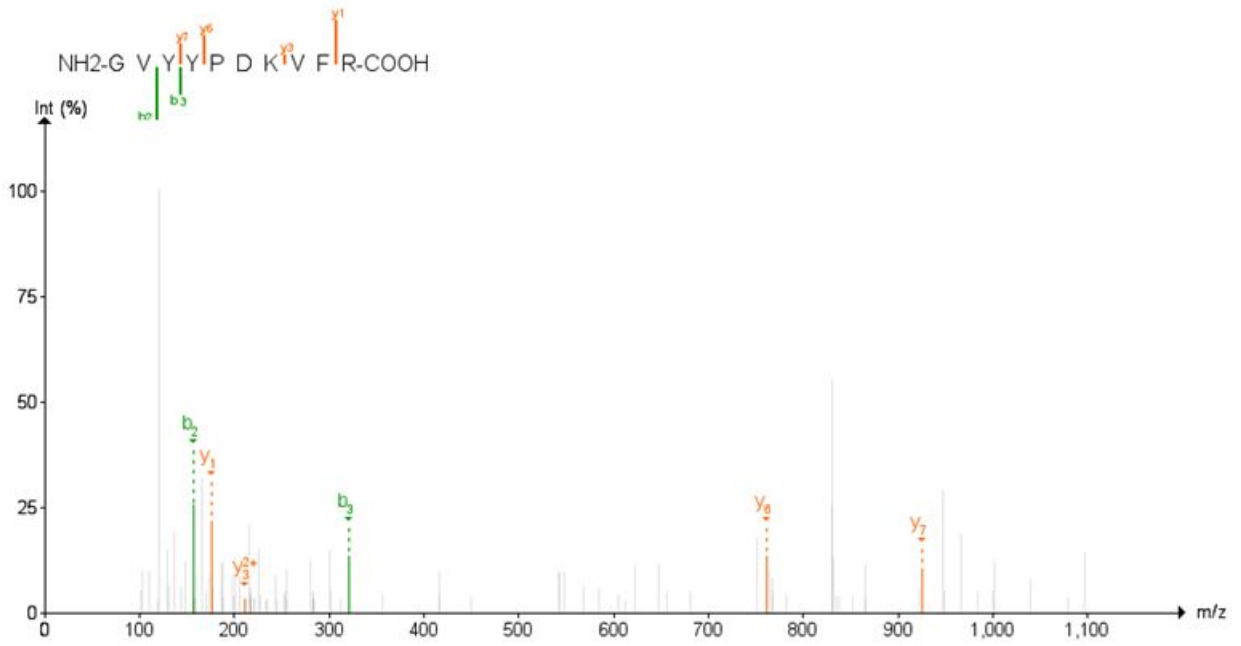
**FTALTQHGKEDLK**



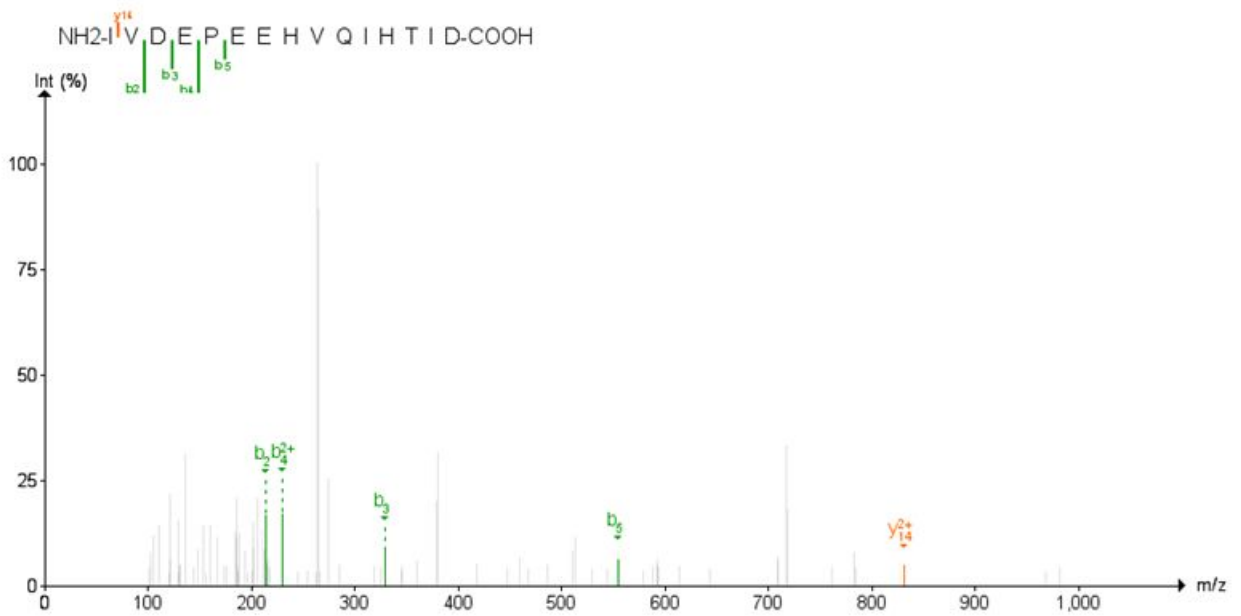
**GVQIPCTCGK**



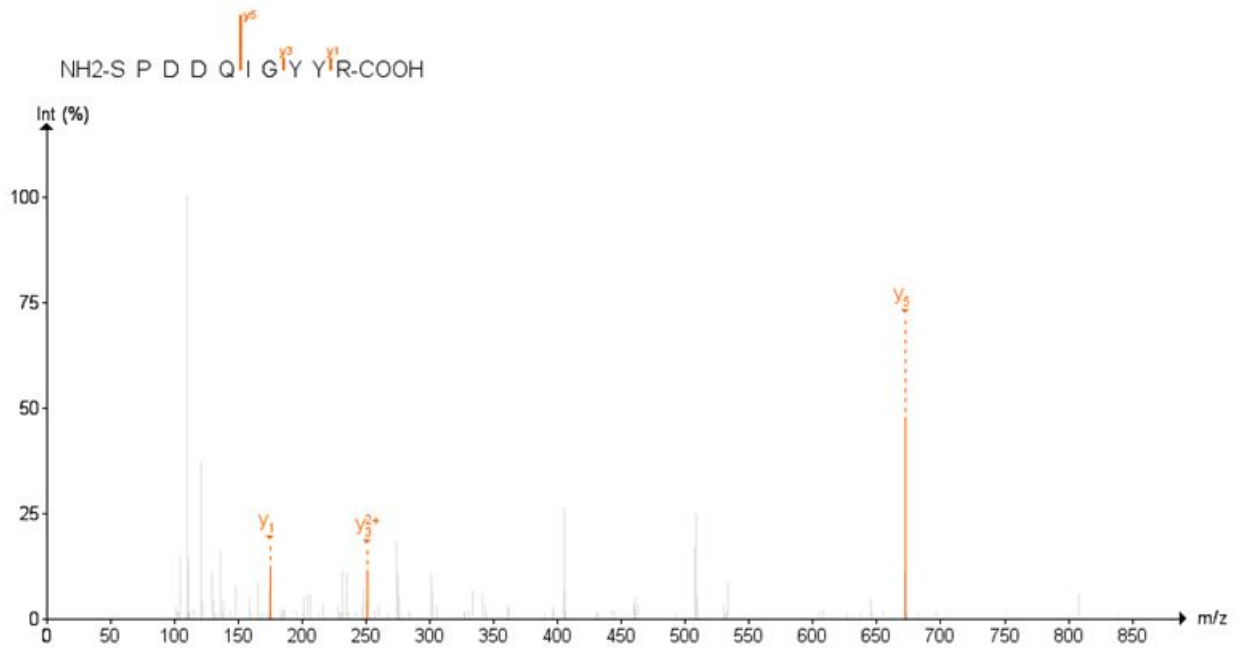
# GVYYPDKVFR



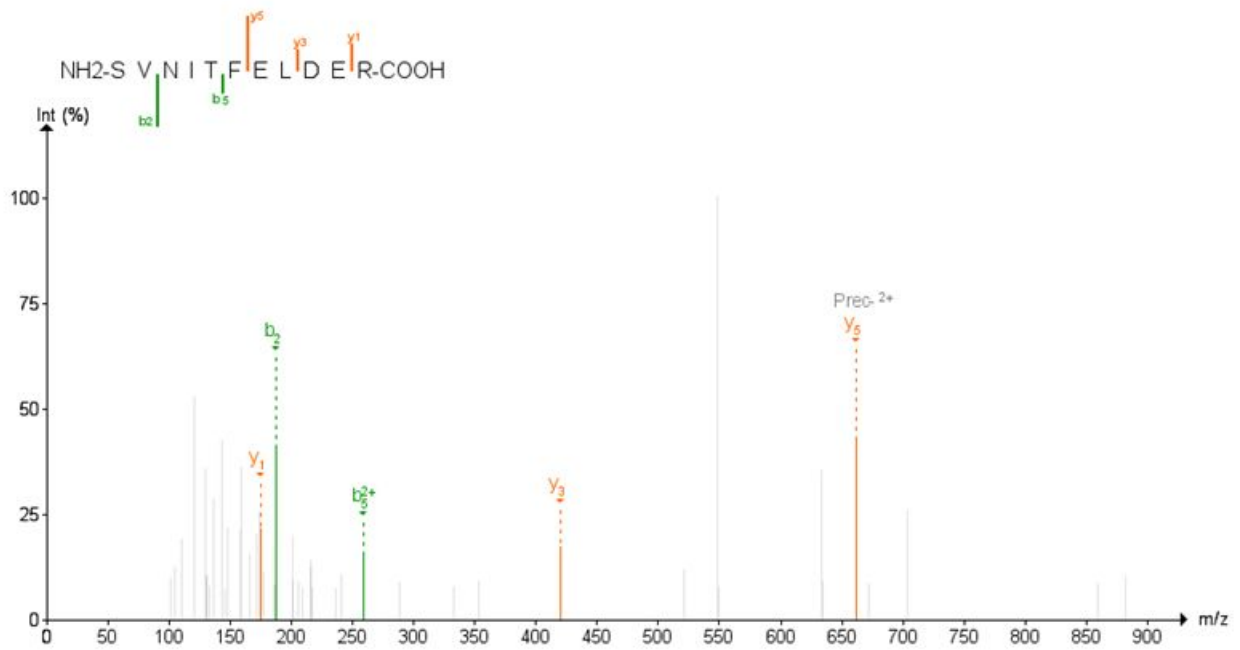
# IVDEPEEHVQIHTID



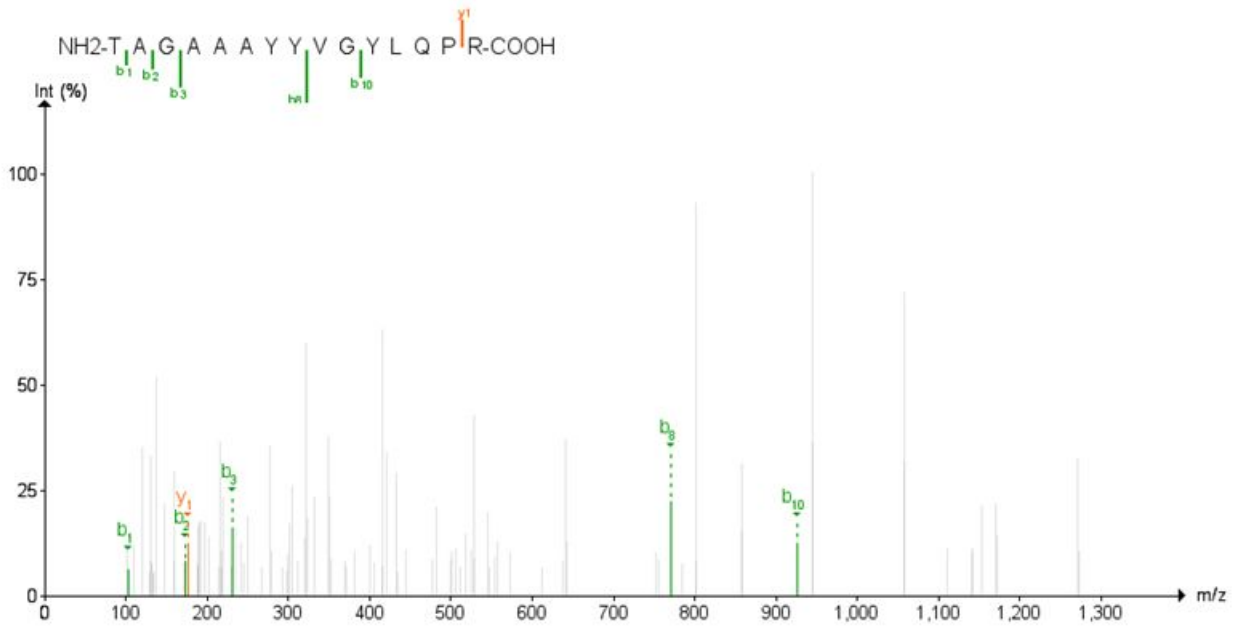
## SPDDQIGYYR



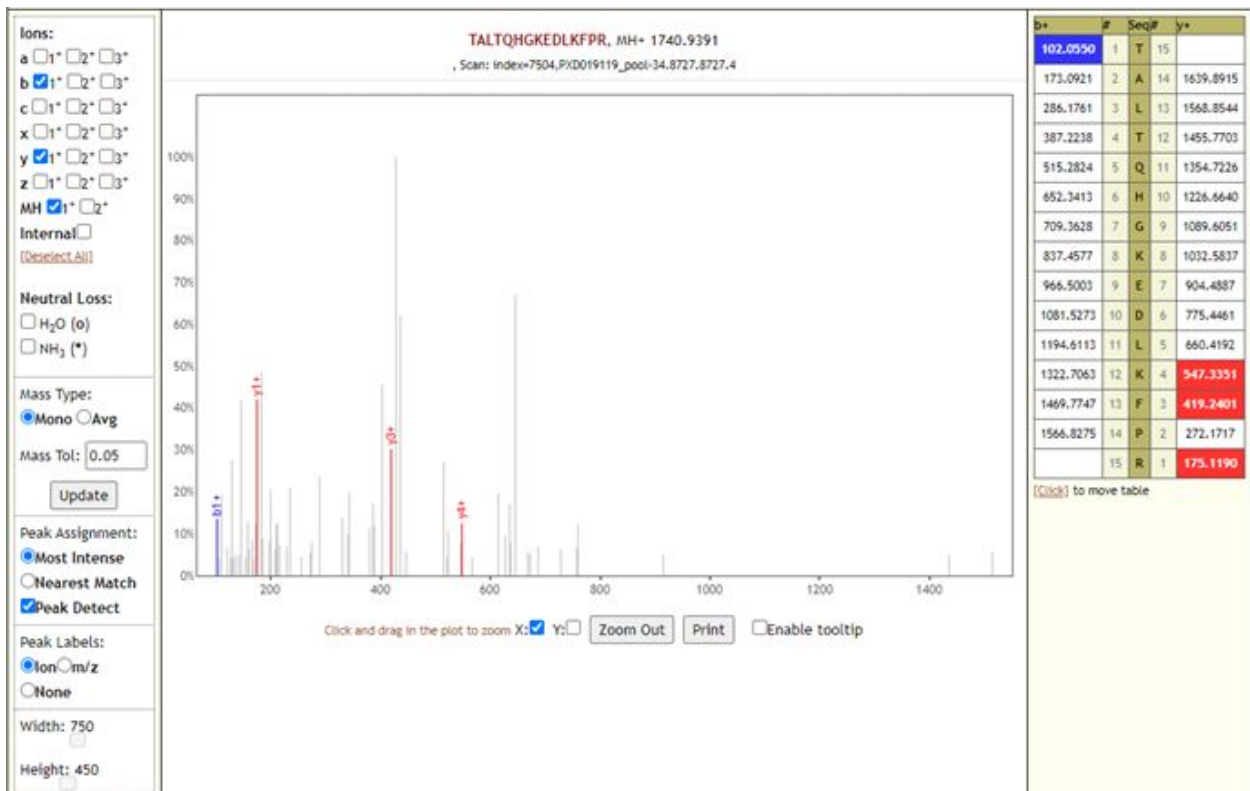
## SVNITFELDER



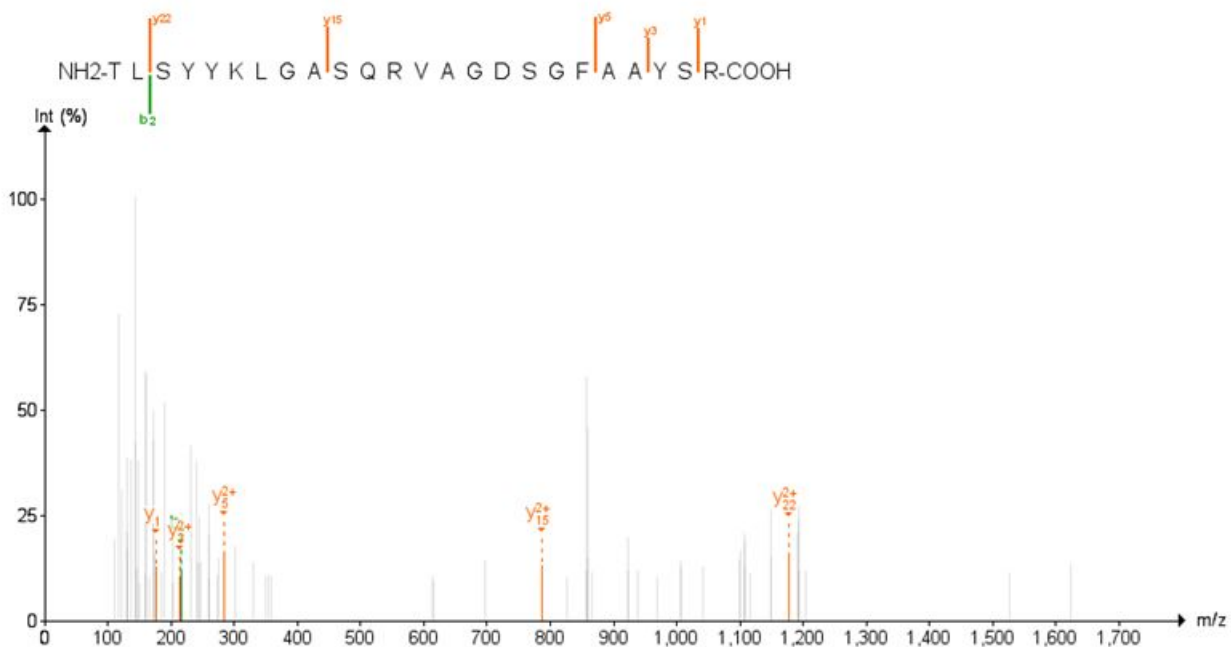
# TAGAAAYYVGYLQPR



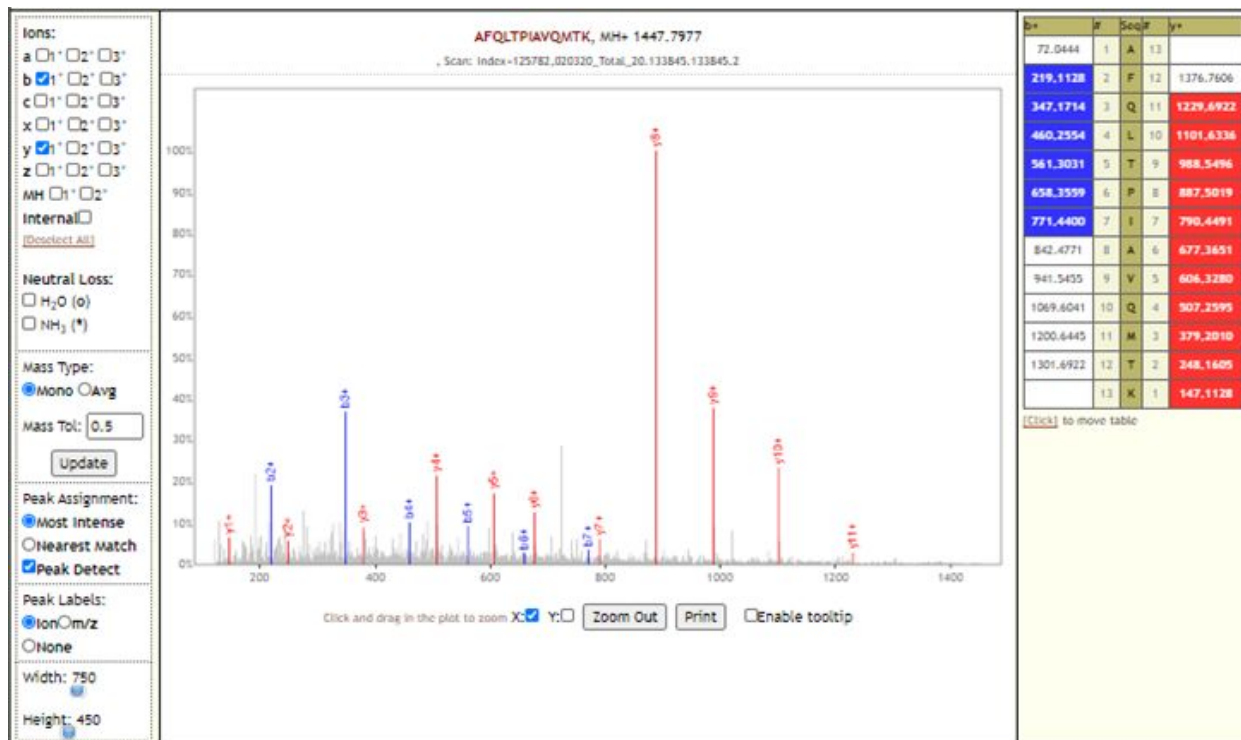
# TALTQHGKEDLKFR



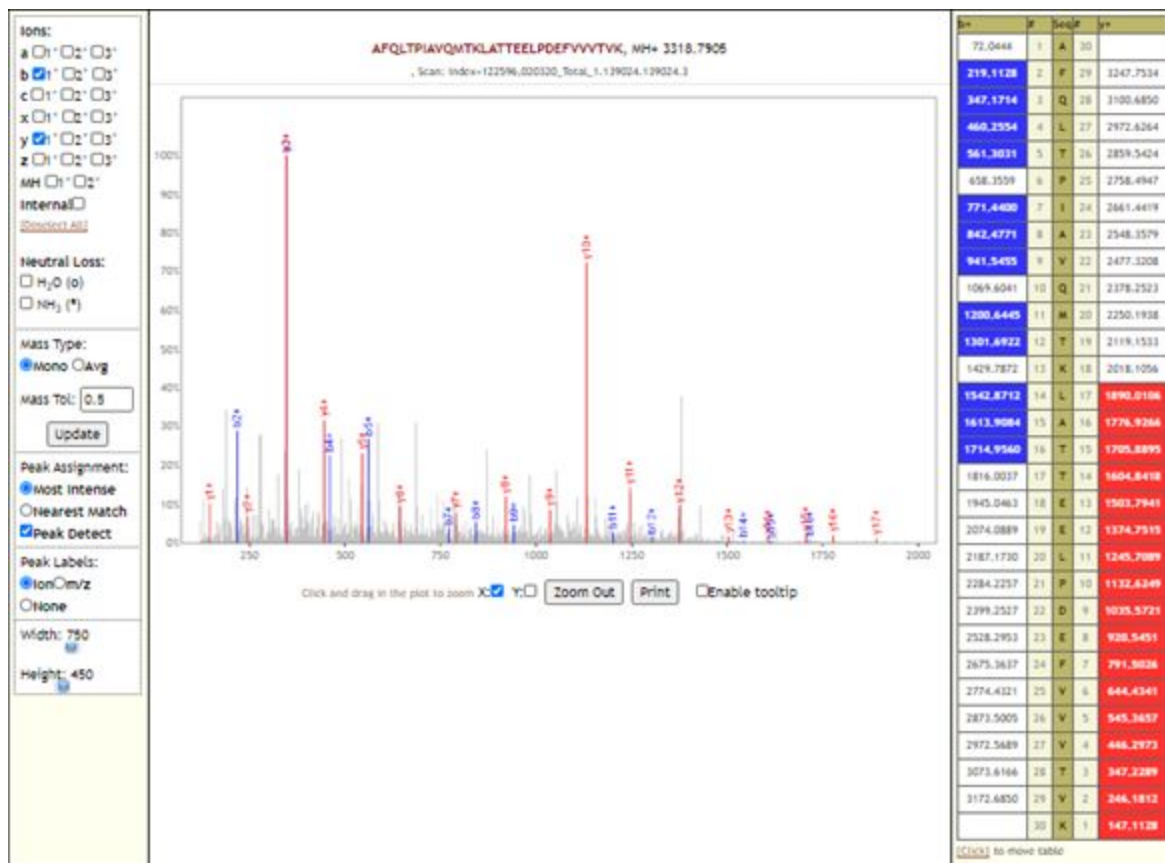
# TLSYYKLGASQRVAGDSGFAAYSRCOOH



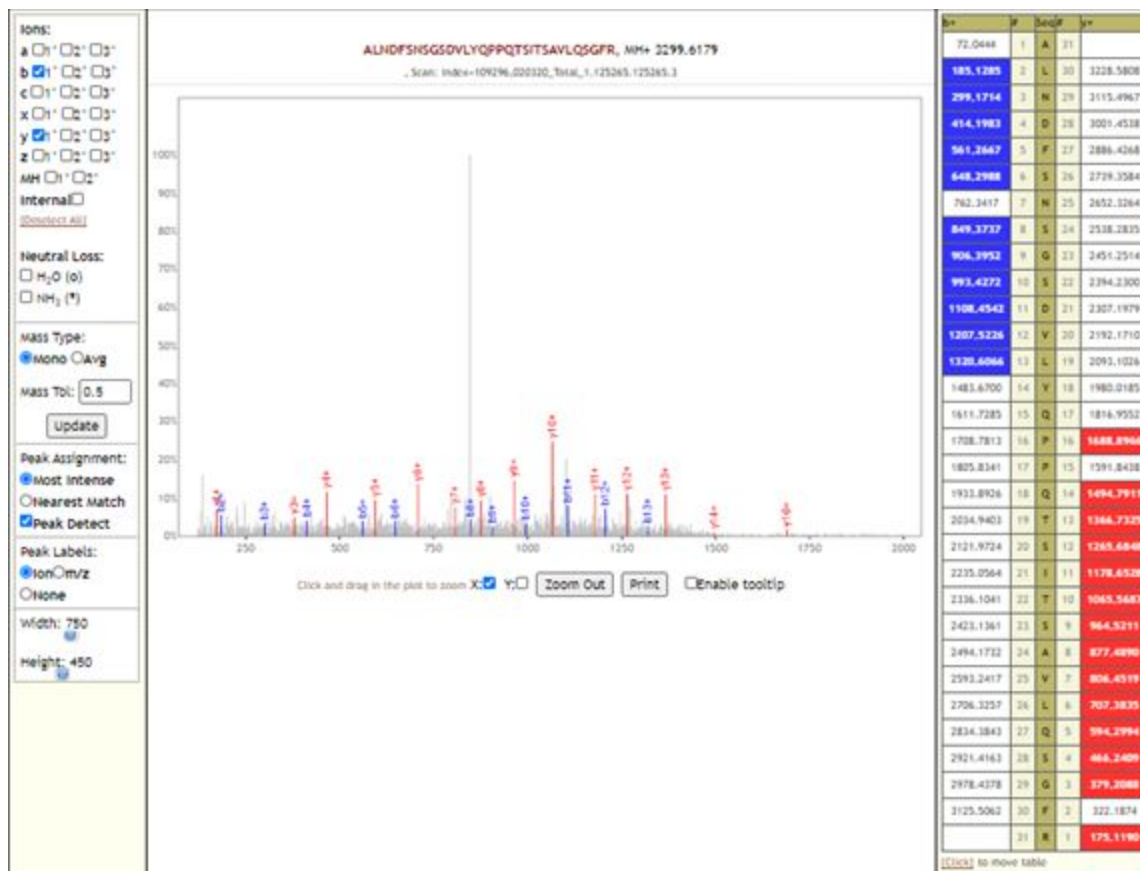
# AFQLTPIAVQMTK



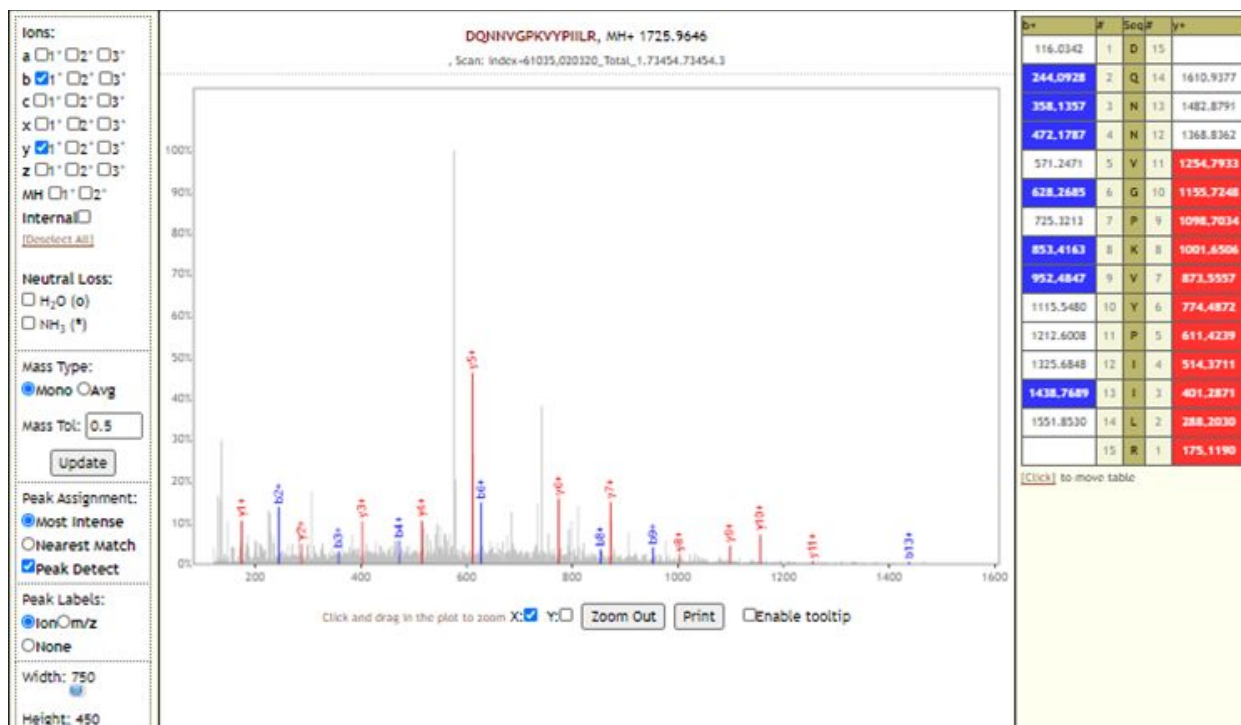
# AFQLTPIAVQMTKLATTEELPDEFVVTVK



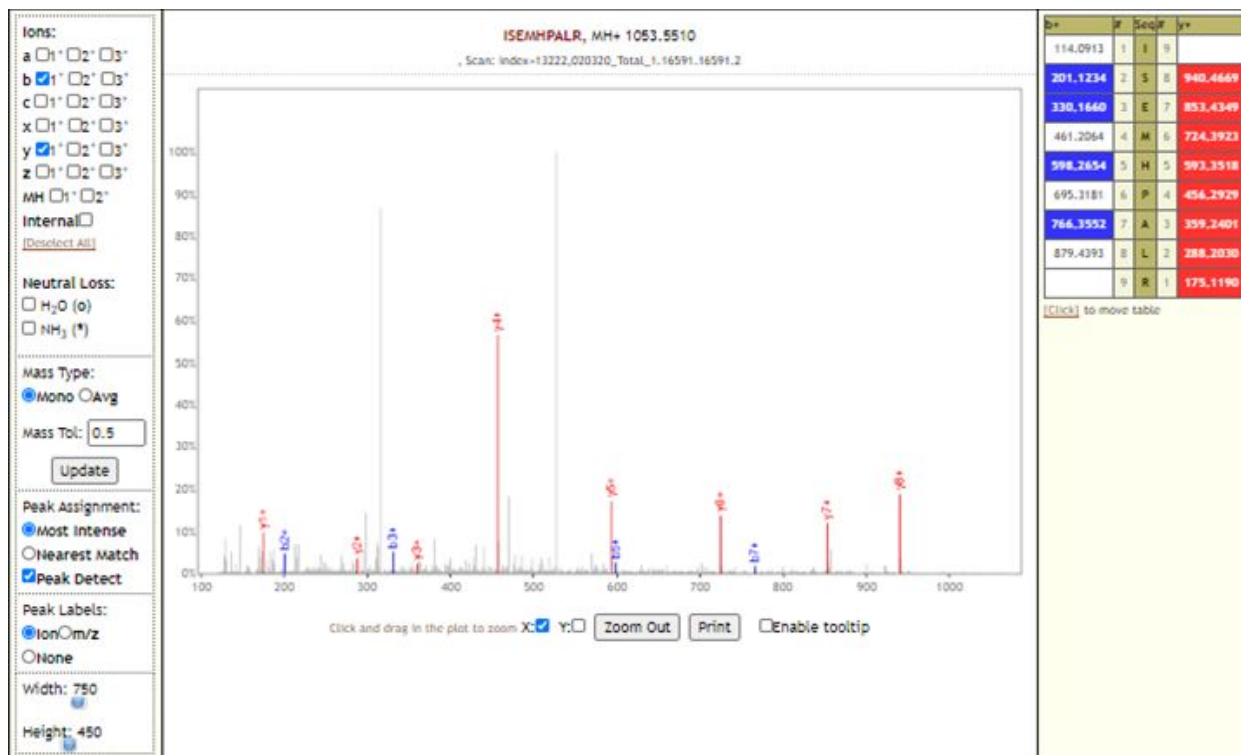
# ALNDFNSGSDVLYQPPQTSITSAVLQSGFR



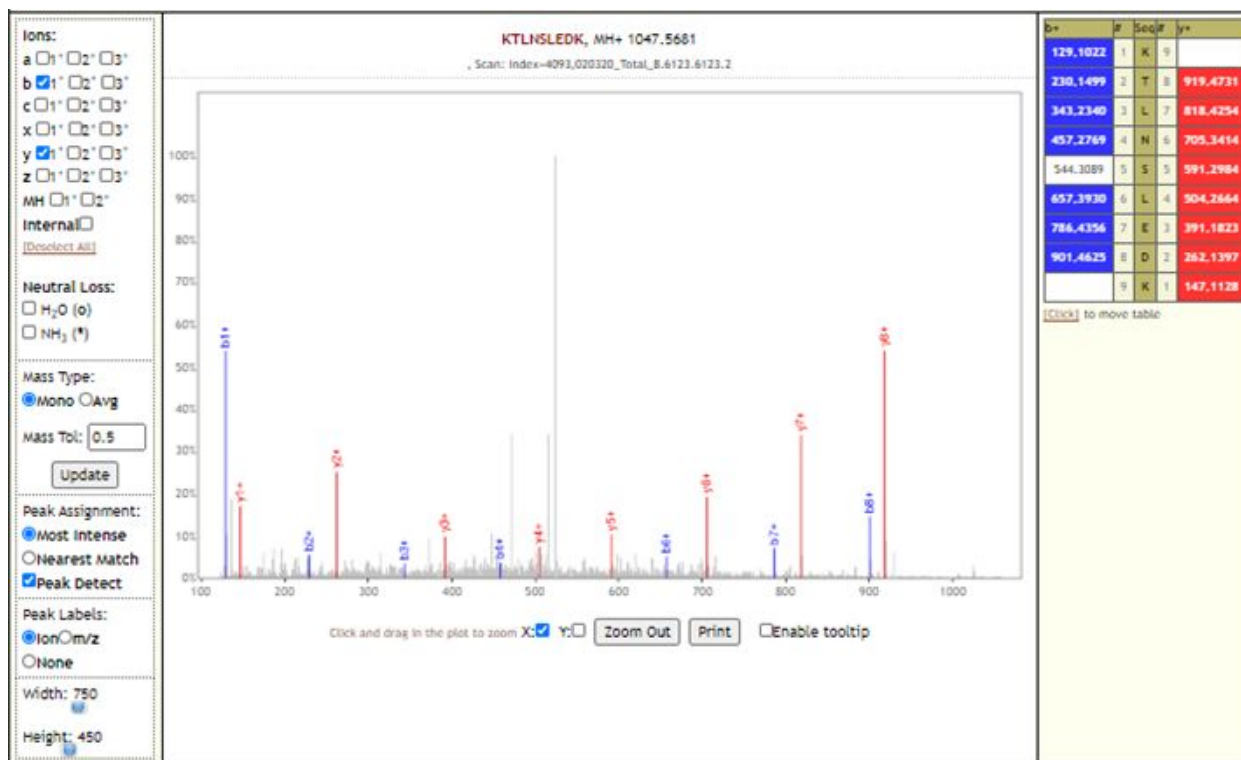
# DQNNVGPKVYPIILR



# ISEMHPALR

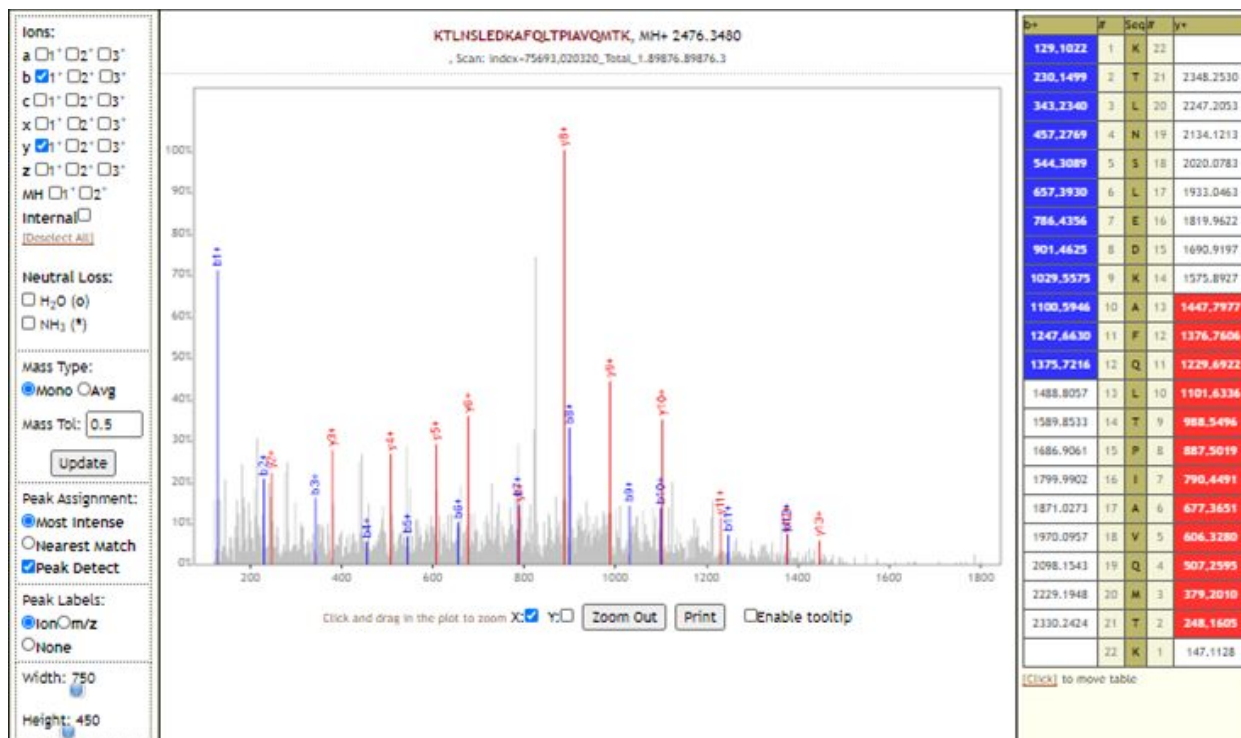


# KTLNSLEDK

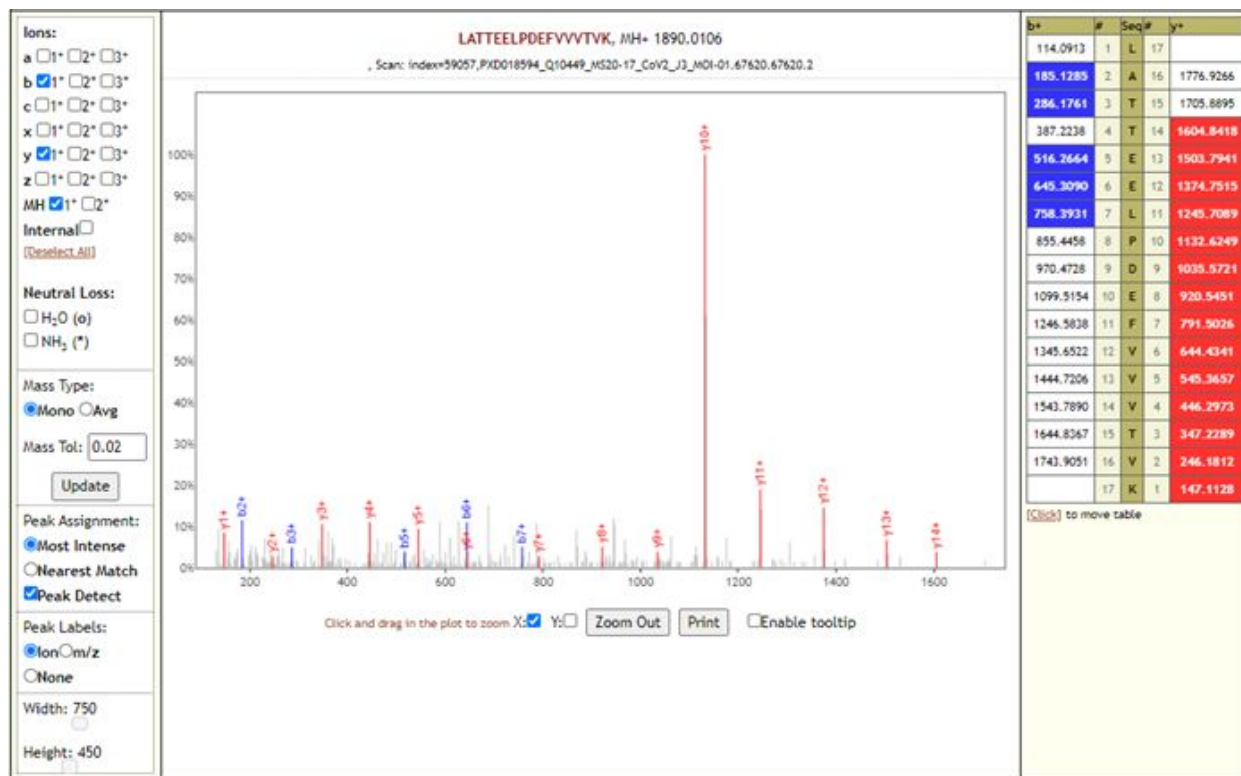




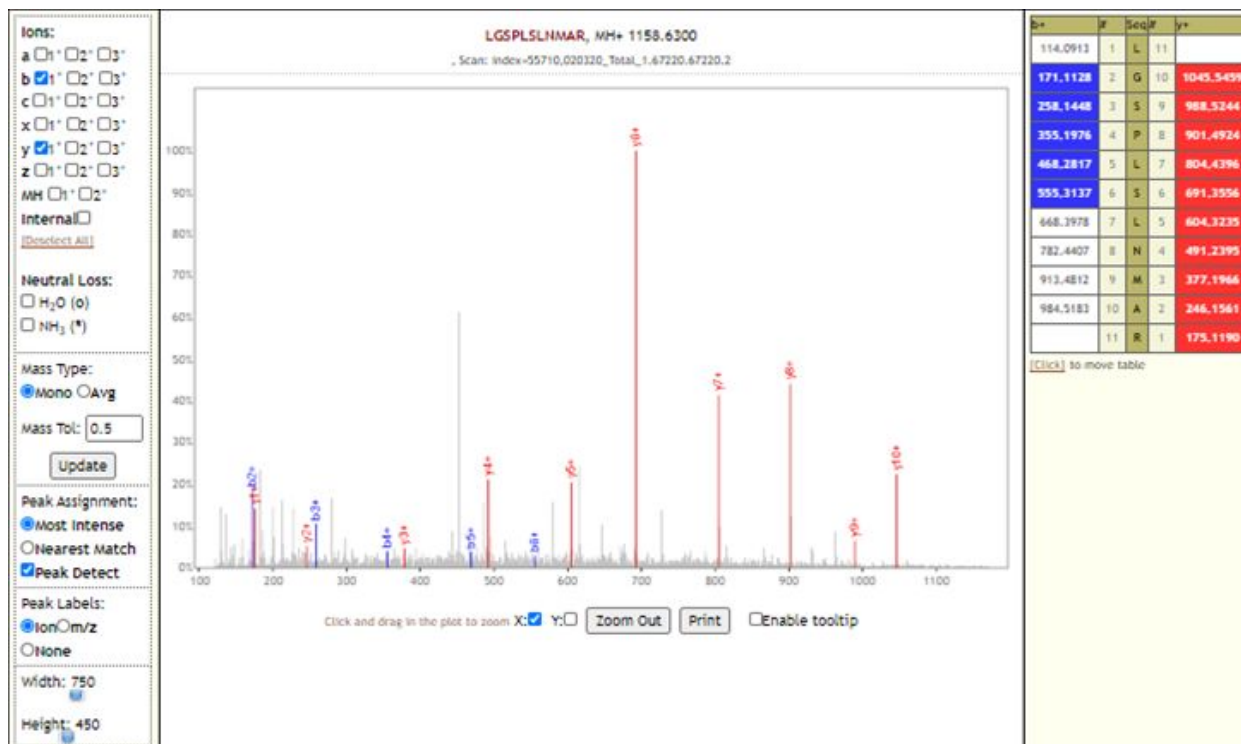
# KTLNSLEDKAFQLTPIAVQMTK



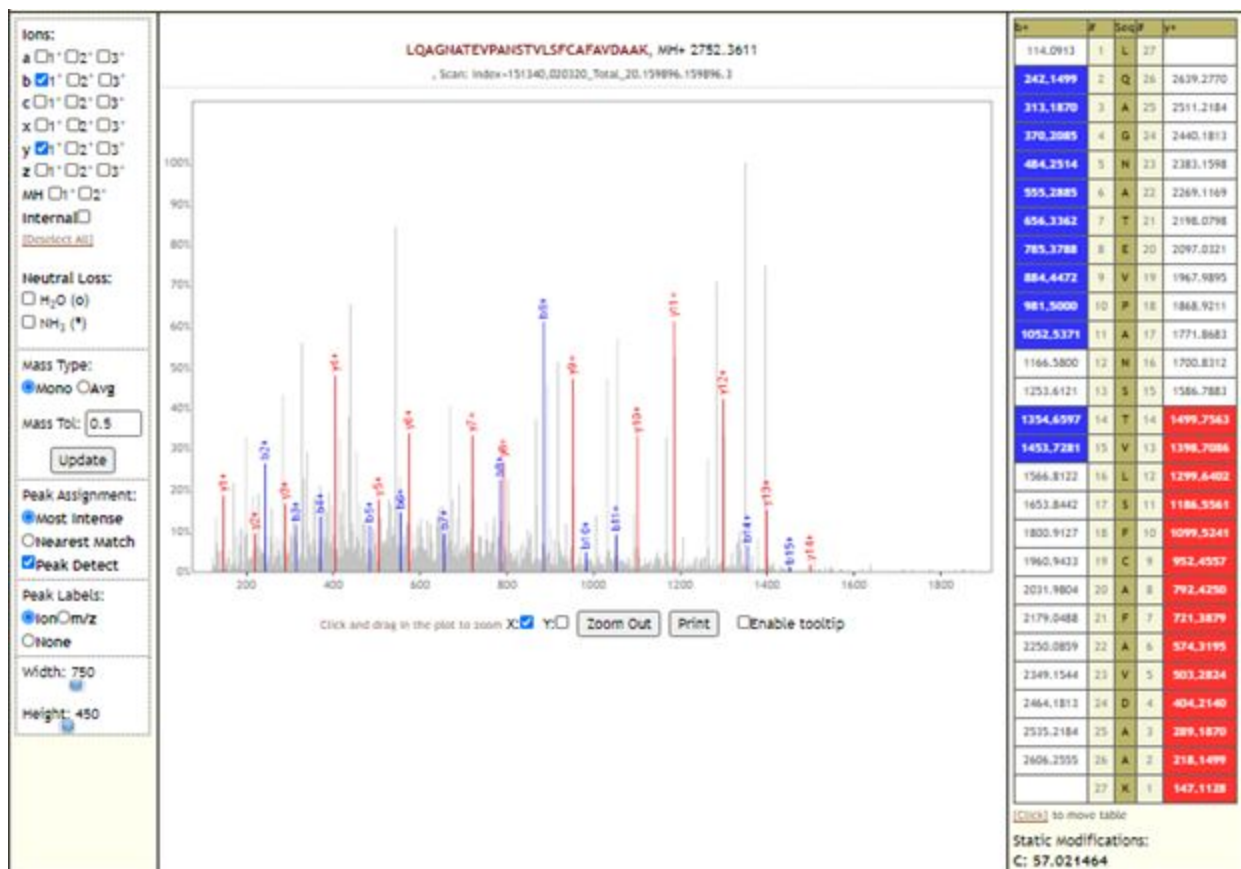
# LATTEELPDEFVVVTVK



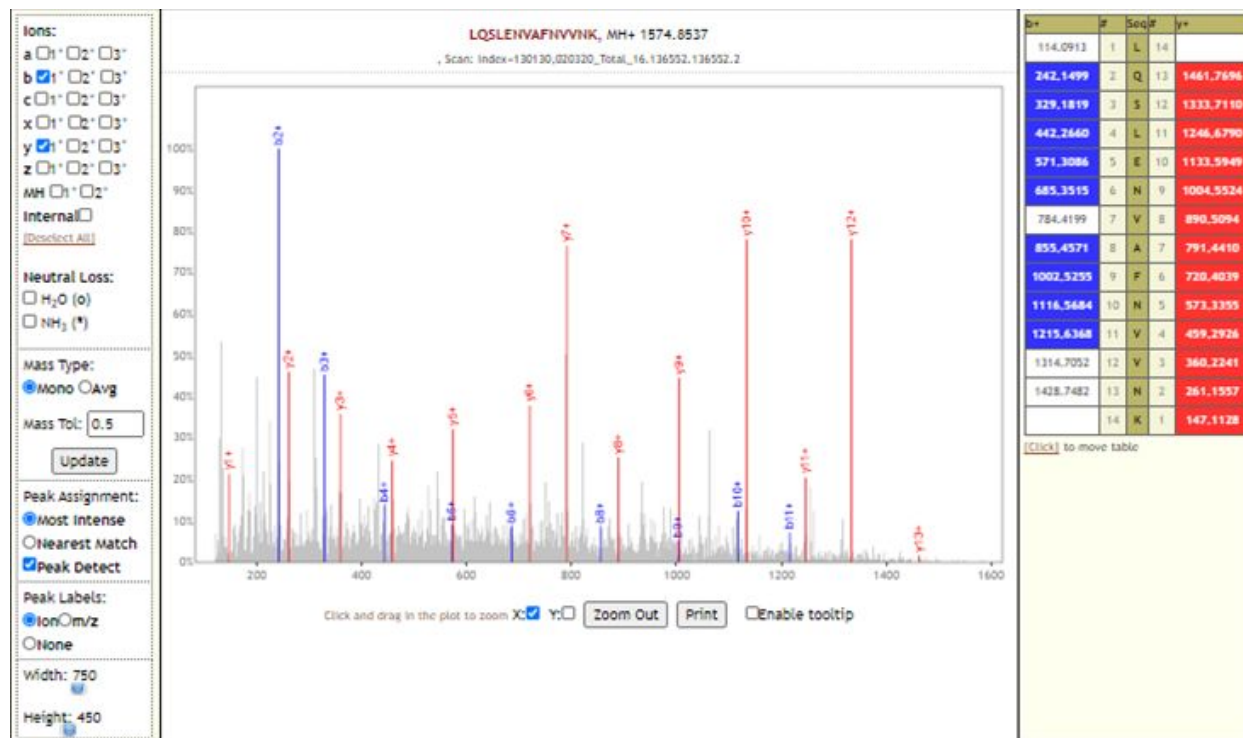
# LGSPLSLNMAR



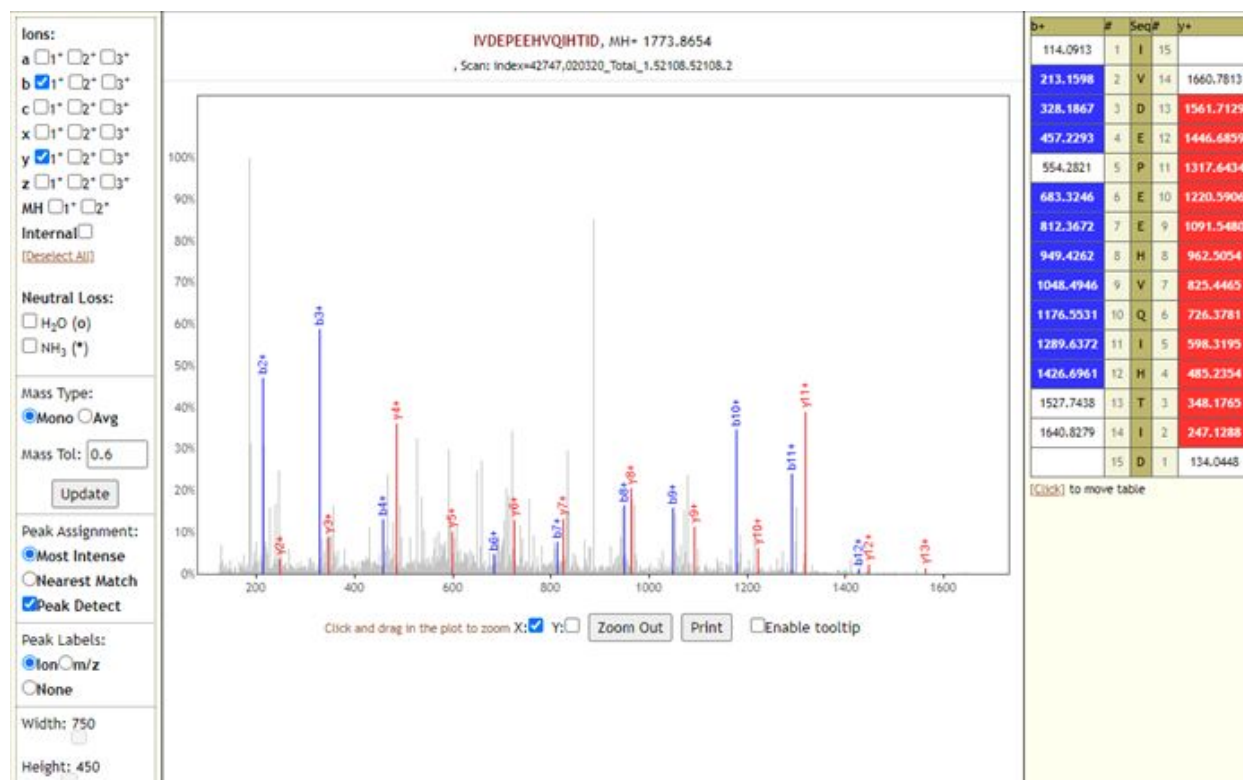
# LQAGNATEVPANSTVLSFCAFAVDAAK



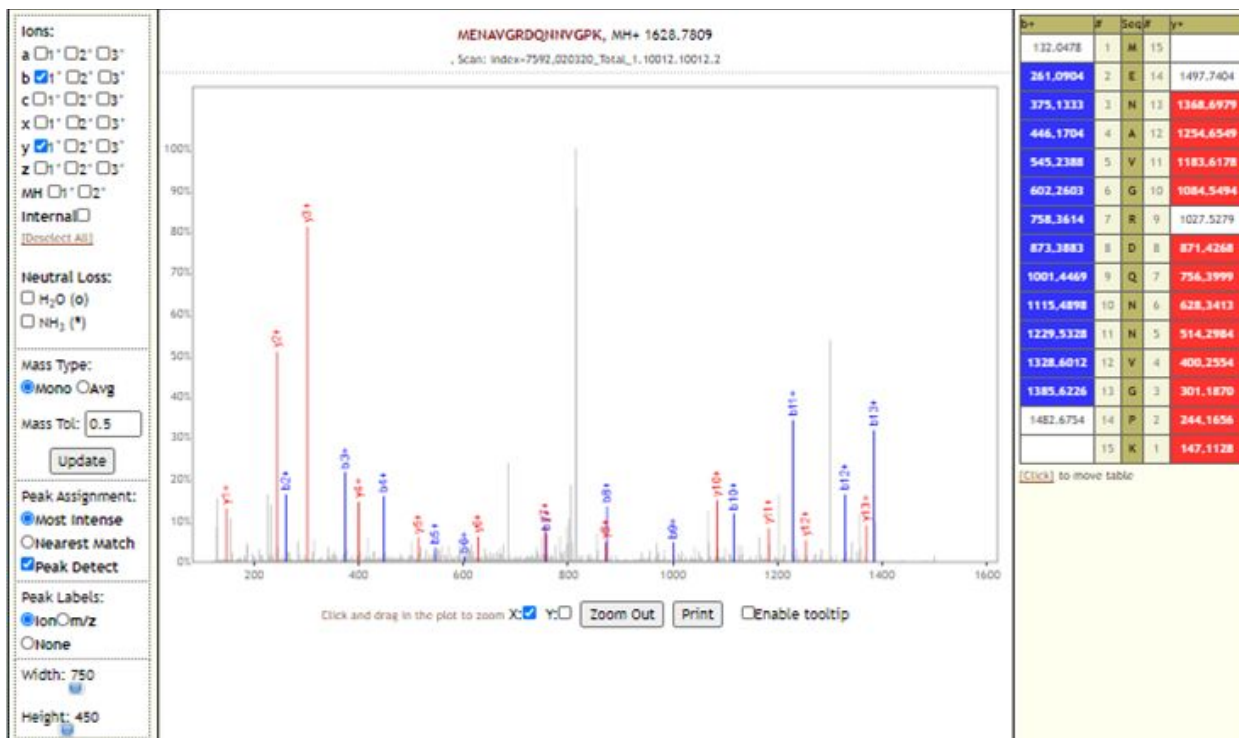
# LQSLNVAFNVVK



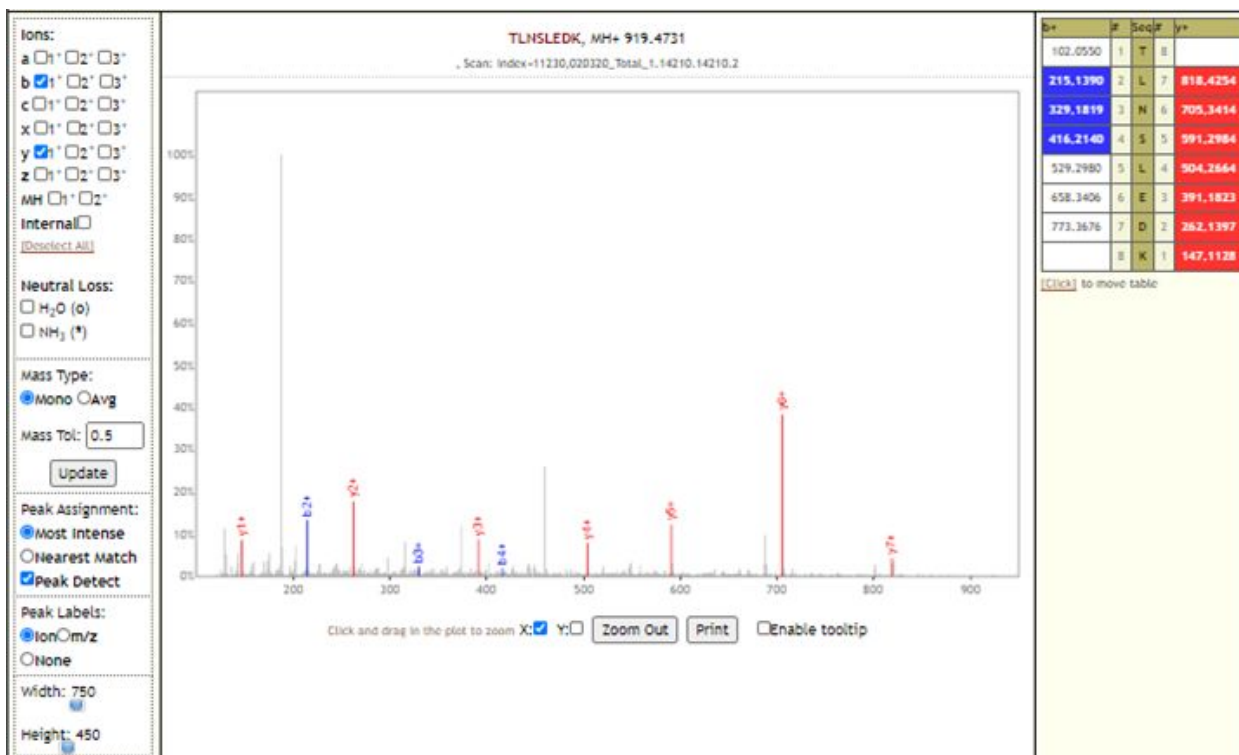
# LVDPQIQLAVTR



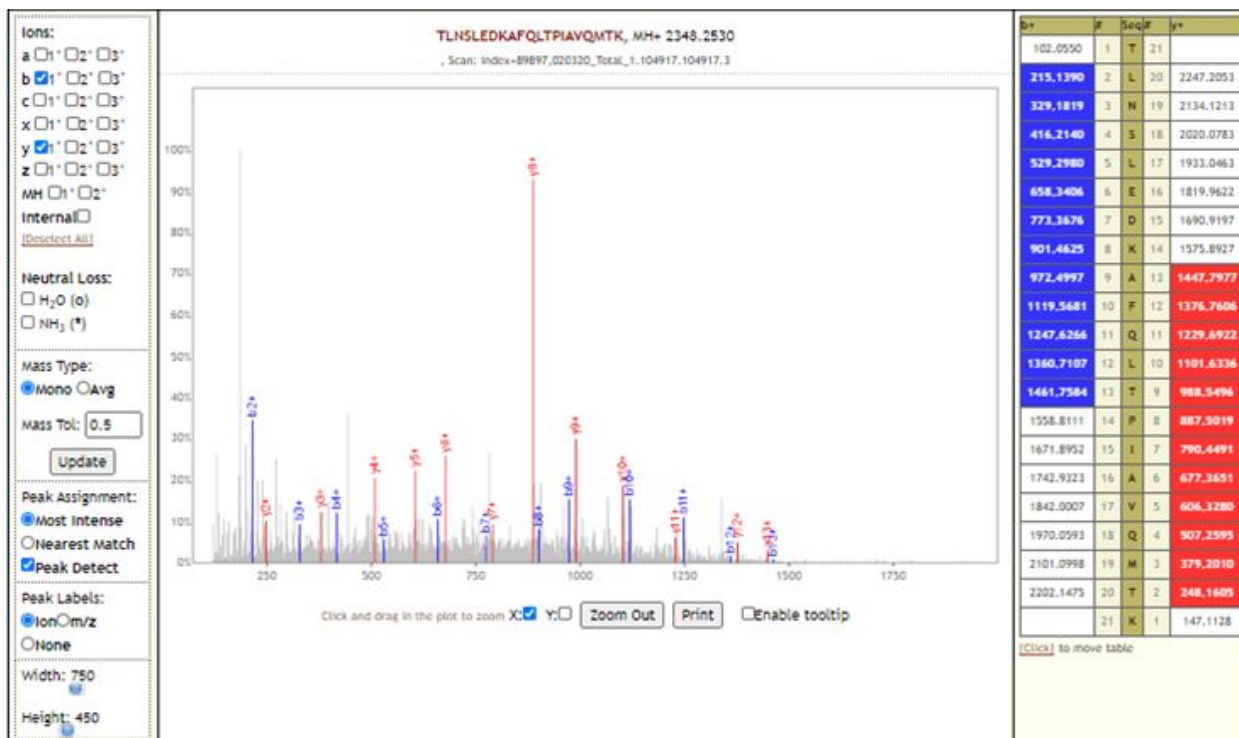
# MENAVGRDQNNVGPK



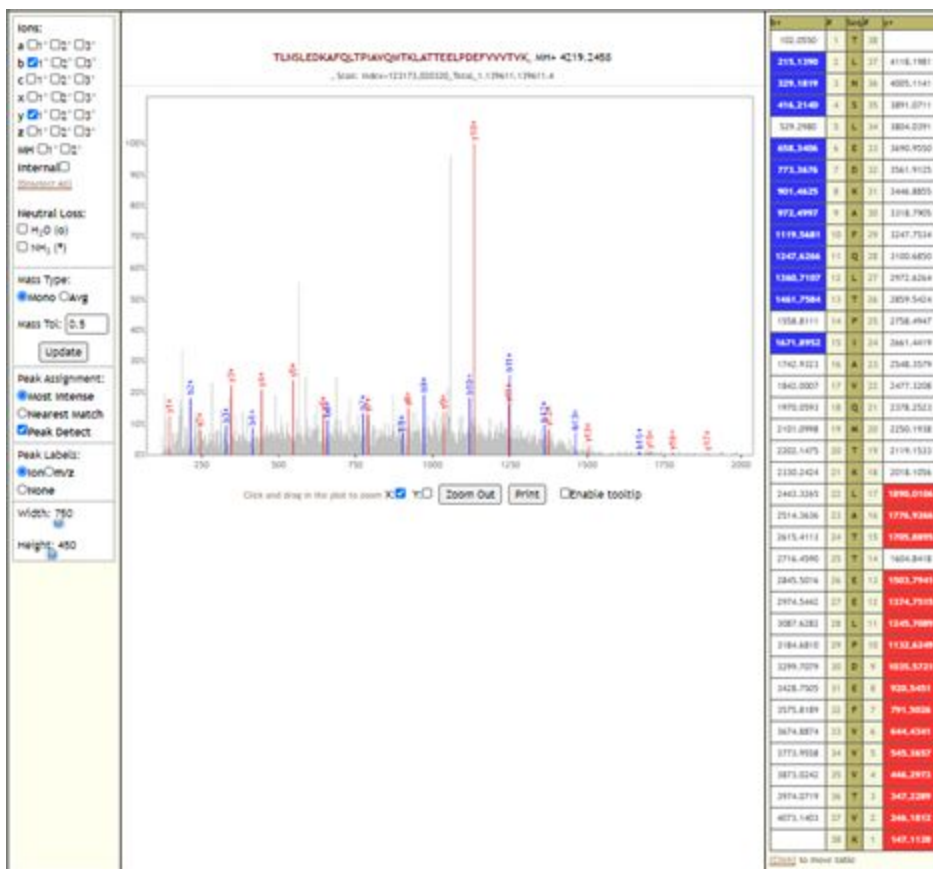
# TLNSLEDK



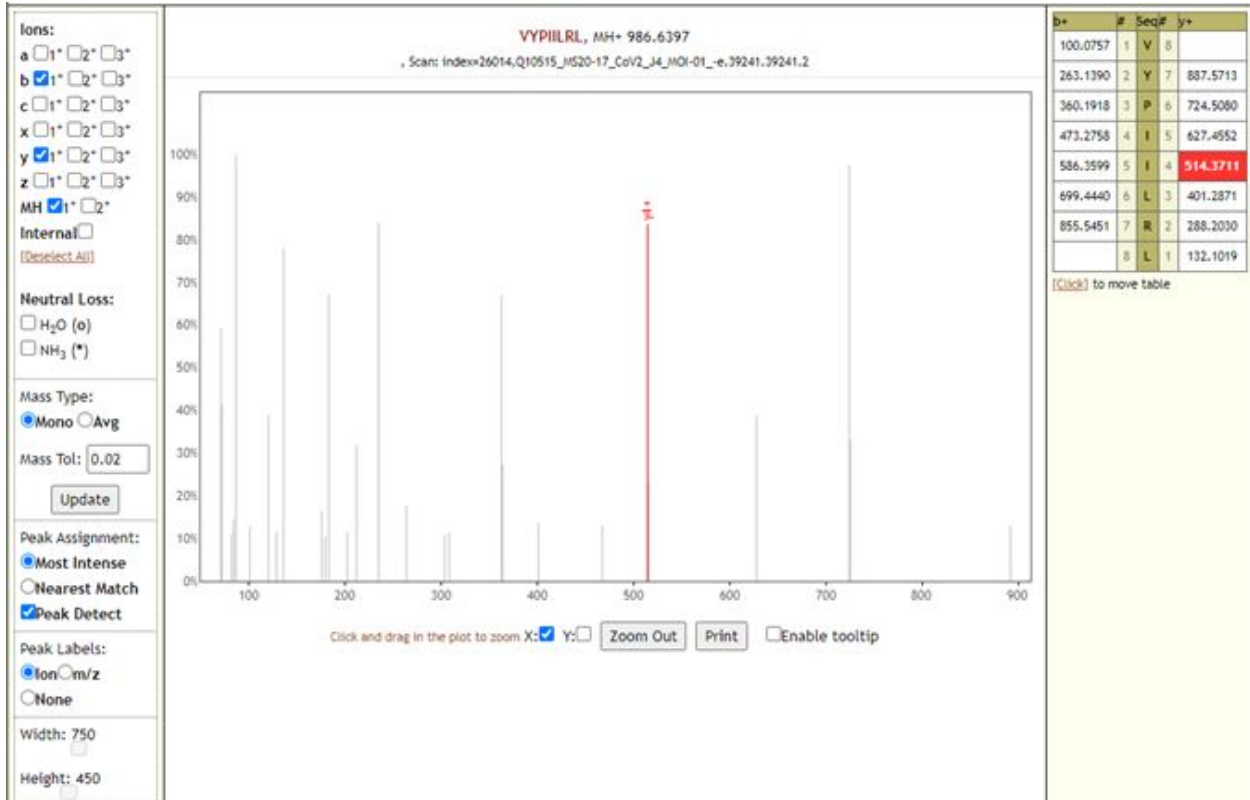
# TLNSLEDKAFQLTPIAVQMTK



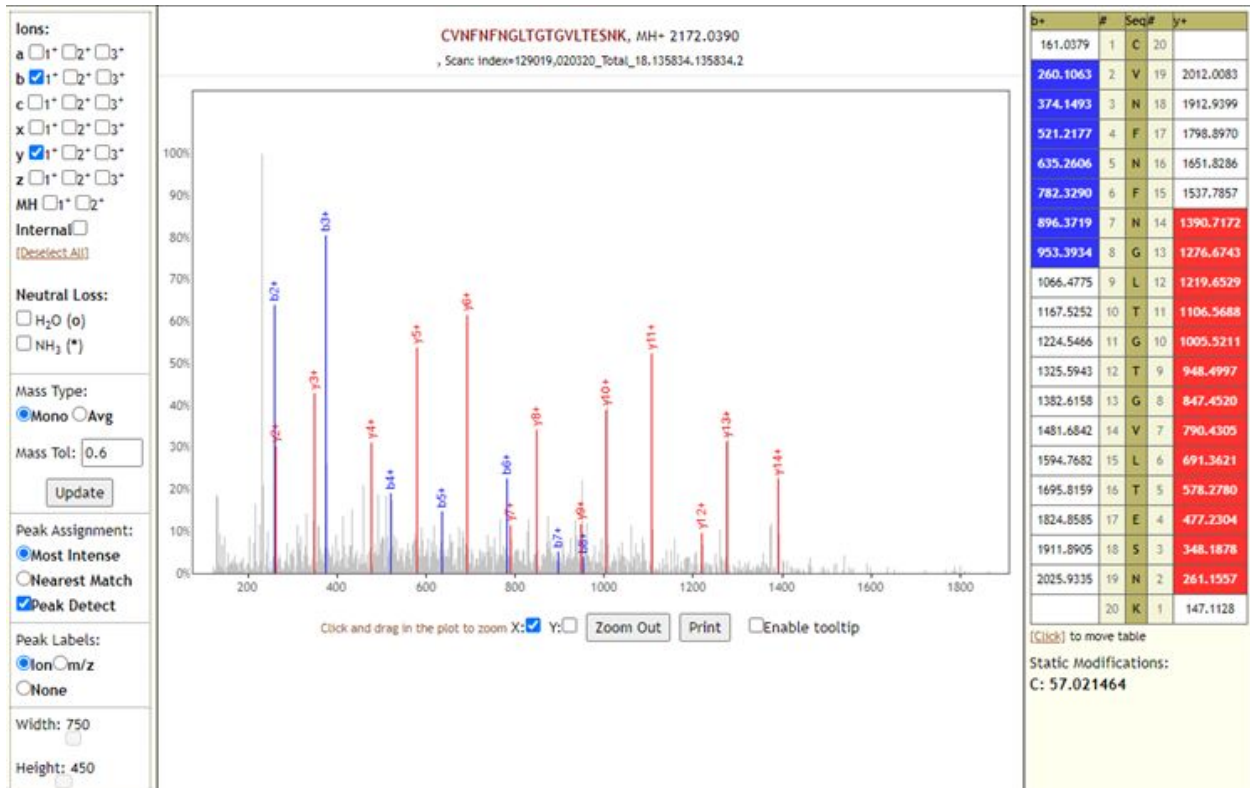
# TLNSLEDKAFQLTPIAVQMTKLATTEELPDEFVVTVK



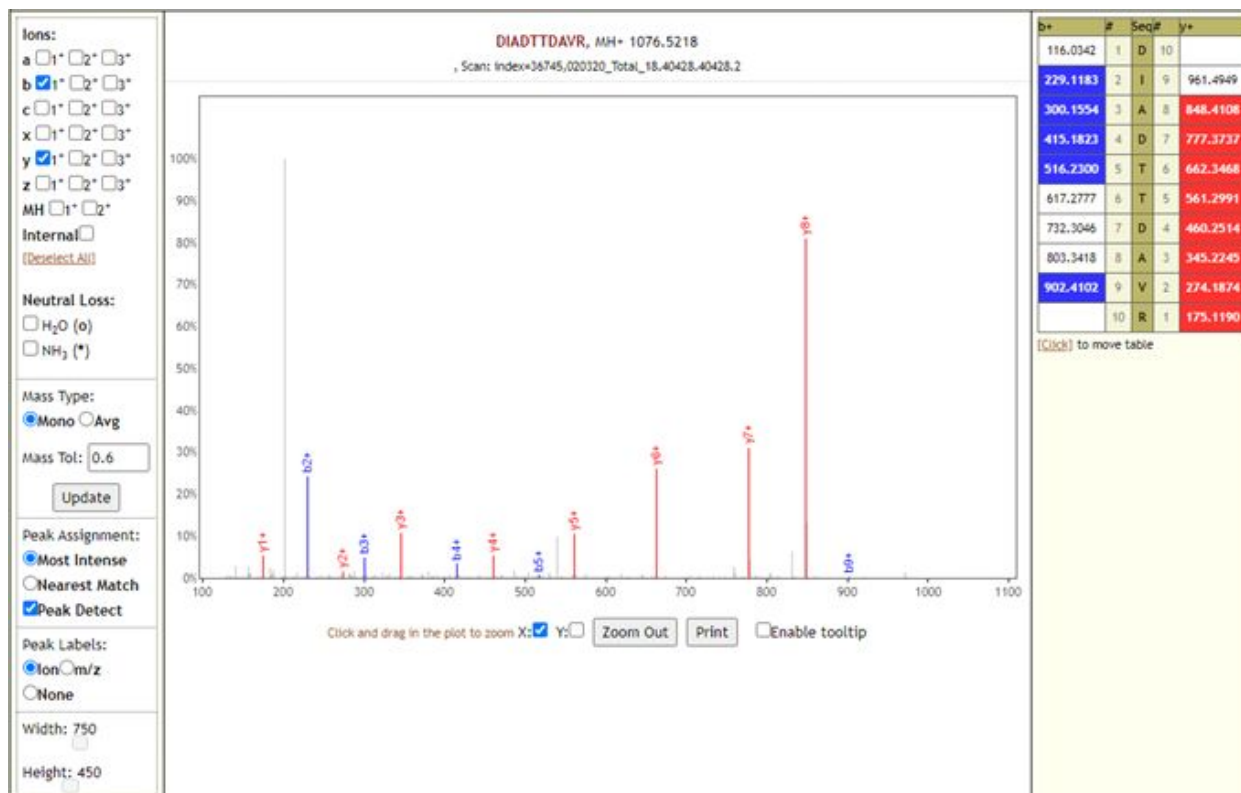
# VYPIILRL



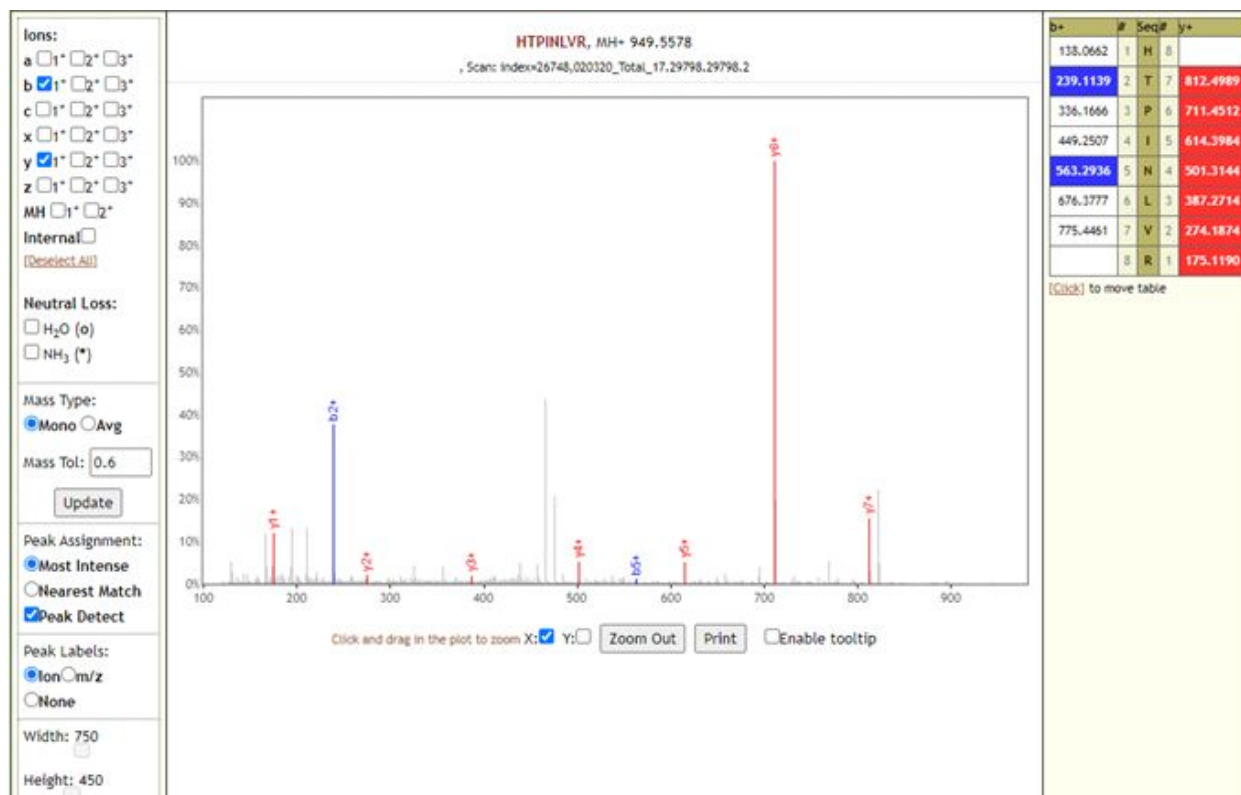
# CVNFNFNGLTGTGVLTESNK



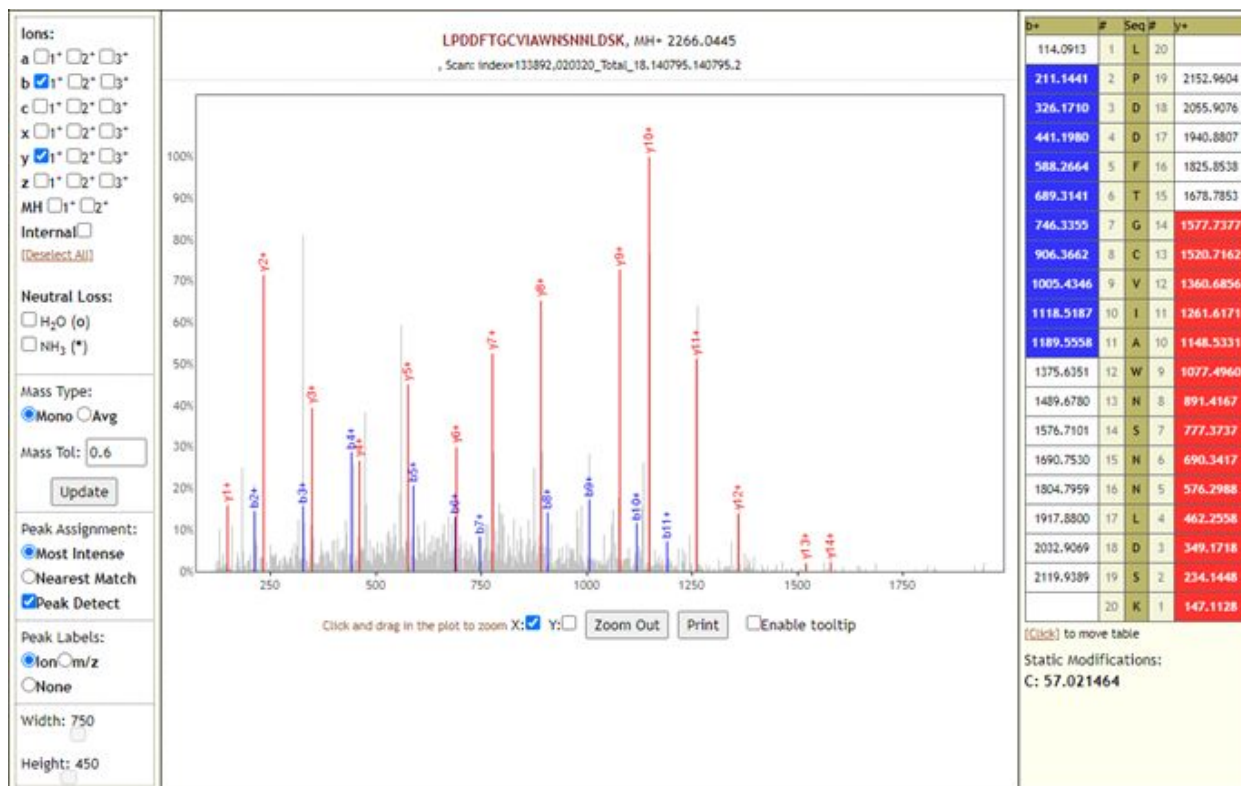
# DIADTTDAVR



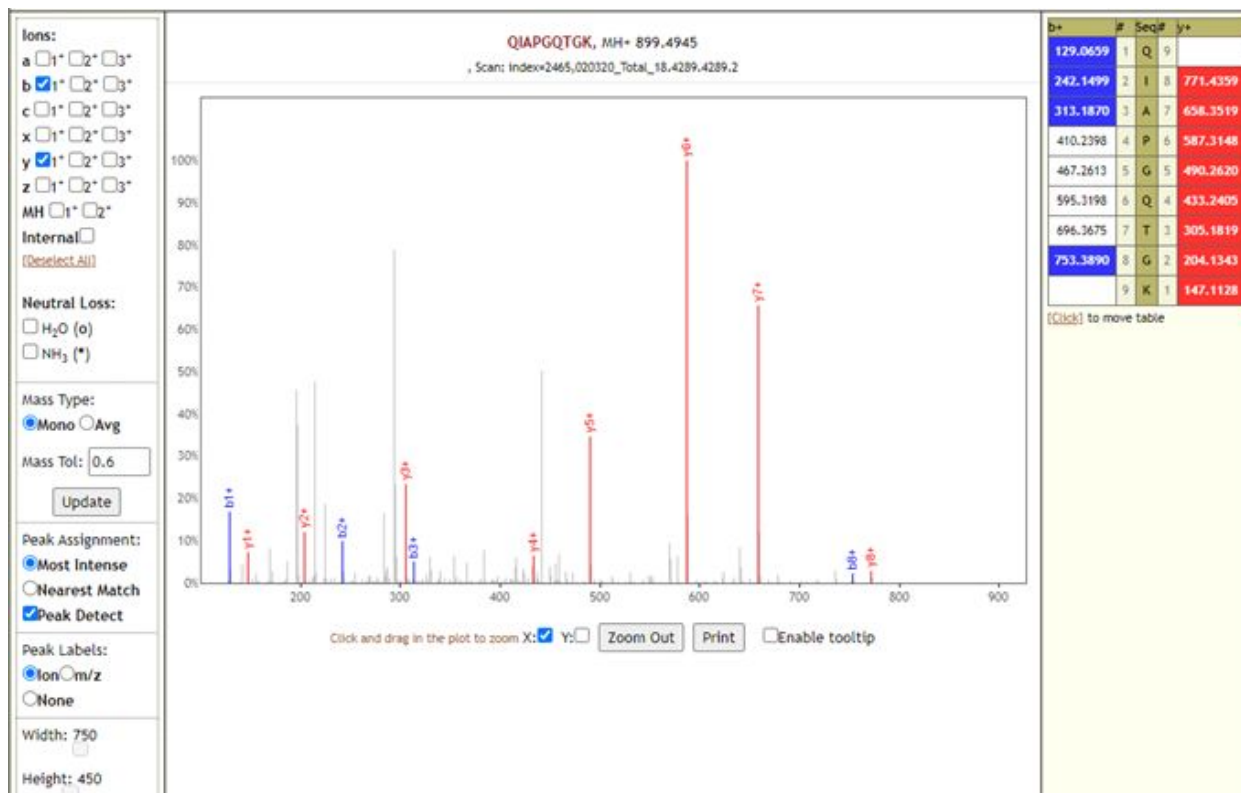
# HTPINLVR



# LPDDFTGCVIAWNSNLDK

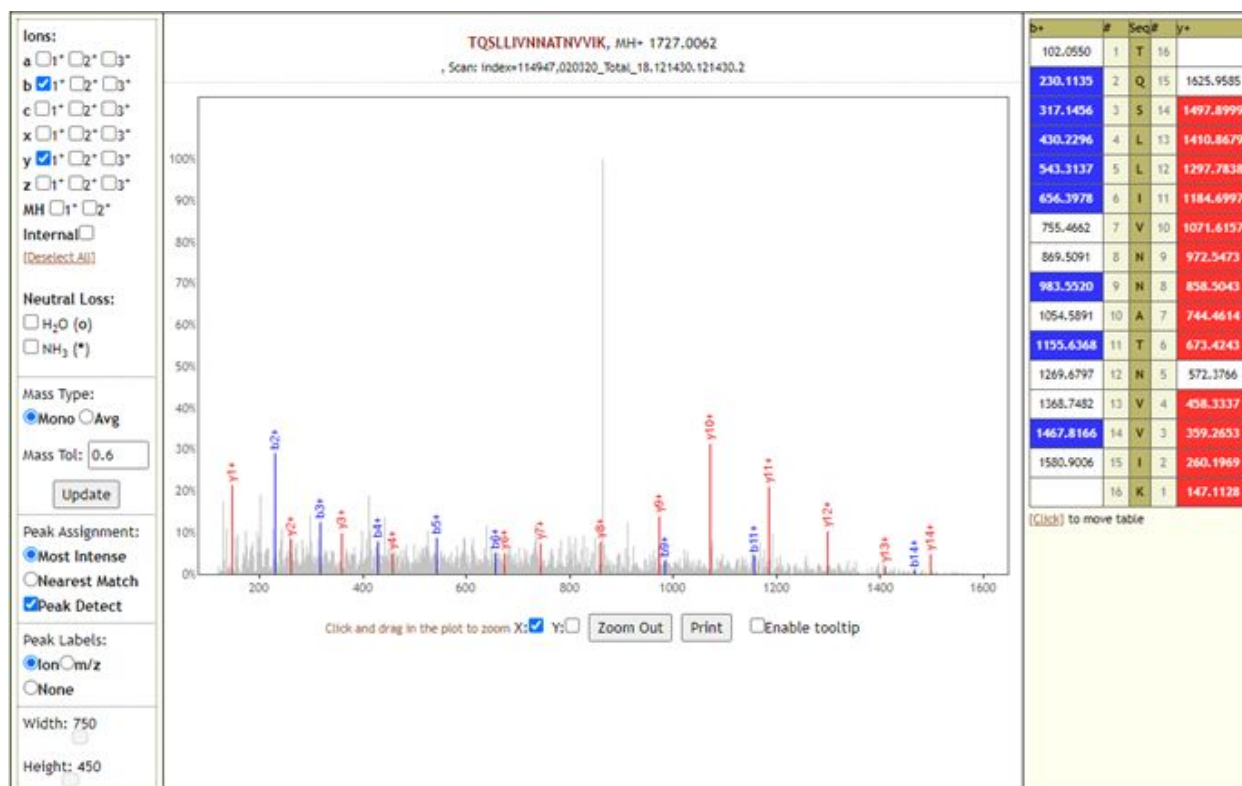


# QIAPGQTGK

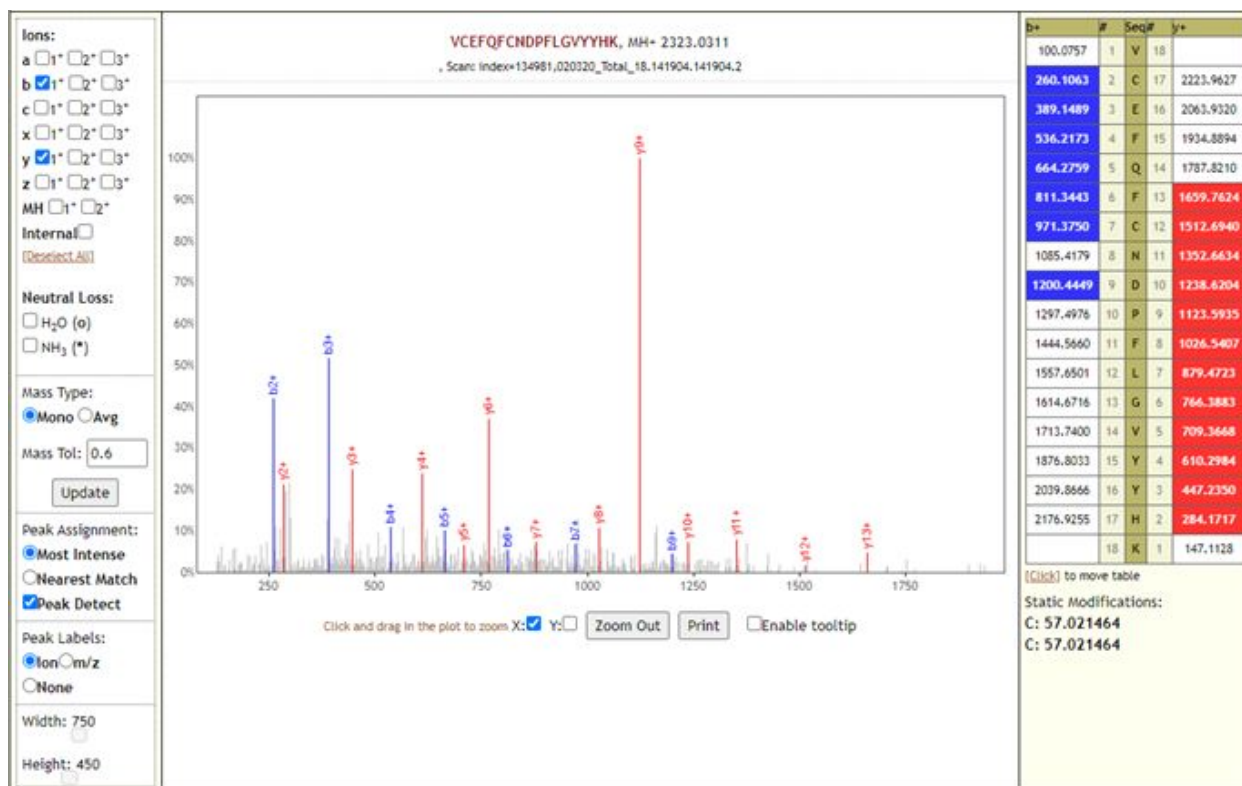




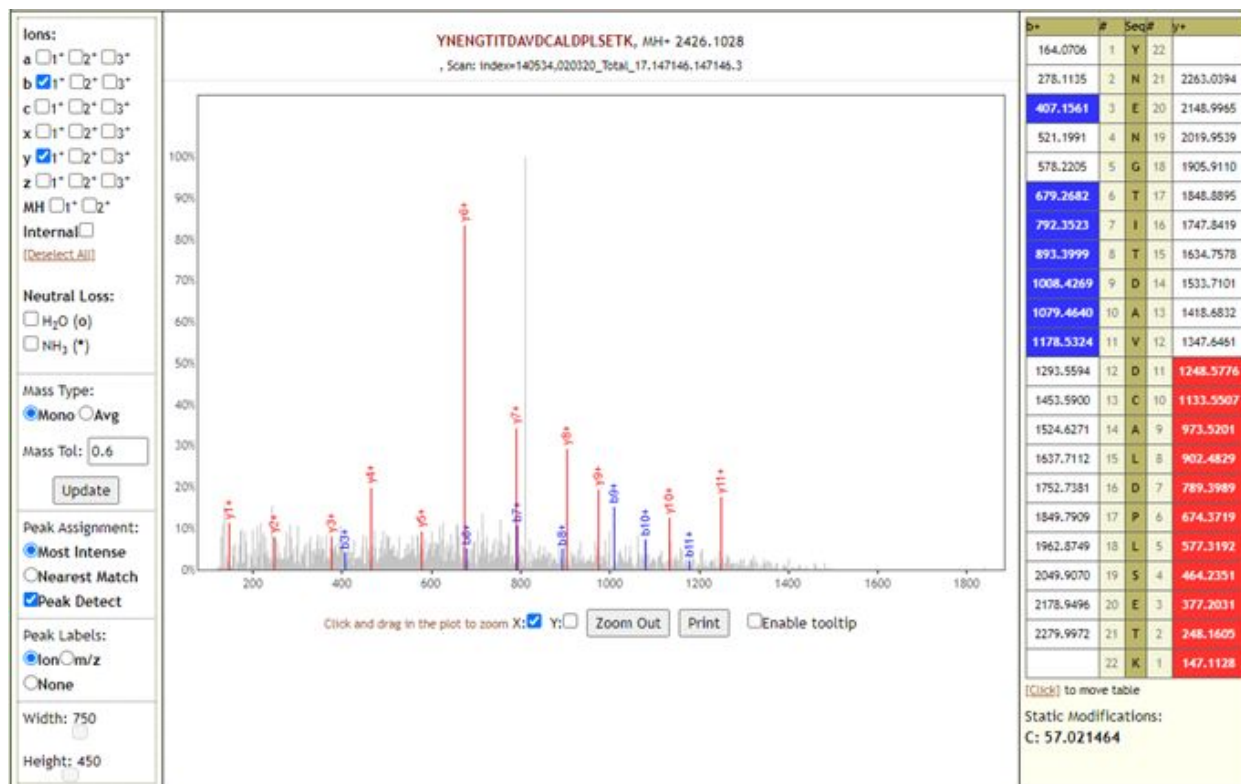
# TQSLIVNATNVVVK



# VCFEQFCNDPFLGVYYHK



# YNENGTITDAVDCALDPLSETK



**Supplementary Table 1: The distribution of panel of SARS-CoV-2 peptides detected via sequence database searching workflow and *in silico* analysis.**

The table enlists the datasets in which each of the 639 SARS-CoV-2 peptides were detected. The peptides detected via Search Workflow in cell culture or clinical datasets have been enlisted. Additionally, peptides detected from clinical datasets by running the Validation Workflow against the 639 peptides panel. The table also enlists peptides predicted via *in silico* analysis by Orsburn *et al* (<https://doi.org/10.1101/2020.03.08.980383>) and those detected by Gouveia *et al* (<https://doi.org/10.1002/pmic.202000107>) in deep proteomic analysis of Covid-19 virus infected Vero cells.

Peptide	Detected via Search Workflow	Detected via Validation Workflow	Predicted via <i>in silico</i> analysis	Detected as Target Peptides in the Deep proteomic analysis of Covid-19 virus infected Vero cells.
AAITILDGISQYSLR	PXD018241 (cell culture)			
AAIVLQLPQGTTLPK	PXD018804, PXD018594 and PXD018241 (cell culture)			
AALALLLDR	PXD018241 (cell culture)			
AALALLLDRLNQLESK	PXD018241 (cell culture)			
AALLADKFPVLHDIGNPK	PXD018241 (cell culture)			
ACPLIAAVITR	PXD018241 (cell culture)			
ACVEEVTTTLEETK	PXD018241 (cell culture)			
ADEQALPQR	PXD018804, PXD018594 and PXD018241 (cell culture); PXD021328 (clinical)	PXD021328 (clinical)	Yes	Yes
ADEQALPQRQ	PXD018804 (cell culture)			
ADEQALPQRQK	PXD018804 and PXD018594 (cell culture)			Yes
ADEQALPQRQKK	PXD018804 and PXD018594 (cell culture)			Yes
ADSNGTITVEELK	PXD018241 (cell culture)			
ADSNGTITVEELKK	PXD018804 and PXD018241 (cell culture)			
AENVTGLFK	PXD018241 (cell culture)			
AFDIYNDK	PXD018241 (cell culture)			
AFDIYNDKVAGFAK	PXD018804 and PXD018594 (cell culture)			
AFQLTPIAVQMTK	PXD018804, PXD018594 and PXD018241 (cell culture)			
AFQLTPIAVQMTKLATTEEL PDEFVVVTVK	PXD018241 (cell culture)			
AGEAANFCALILAYCNK	PXD018241 (Cell culture)			
AGGTTEMLAK	PXD018241 (Cell culture)			

AGNATEVPANSTVLSFCFAF AVDAAK	PXD018241 (Cell culture)			
AGNGGDAALALLLDR	PXD018241 (Cell culture); PXD021328 (Clinical)	PXD021328 (Clinical)		
AGNGGDAALALLLDRLNQ LESK	PXD021328 (Clinical)	PXD021328 (Clinical)		
AISSVLNDILSR	PXD018241 (Cell culture)			
AIVSTIQR	PXD018241 (Cell culture)			
ALNDFSNSGSDVLYQPPQT SITSAVLQ	PXD018241 (Cell culture)			
ALNDFSNSGSDVLYQPPQT SITSAVLQSGFR	PXD018241 (Cell culture)			
ALNLGETFVTHSK	PXD018241 (Cell culture)	PXD021328 (Clinical)		
ALTAESHVDTLTKPYIK	PXD018241 (Cell culture)			
ALTGIAVEQDK	PXD018241 (Cell culture)			
ALTGIAVEQDKNTQEVFAQ VK	PXD018804, PXD018594 and PXD018241 (cell culture)	PXD021328 (clinical)		
ALTQHKGEDLK	PXD018241 (Cell culture)	PXD021328 (Clinical)		
ANNAIVLQLPQGTTLPK	PXD018241 (Cell culture)			
APSASAFFGMSR	PXD018241 (Cell culture)			
ASANIGCNHTGVVGESEG LNDNLEILQK	PXD018241 (Cell culture)			
ASANLAATK	PXD018804 and PXD018241 (cell culture)			
ASCTLSEQLDFIDTK	PXD018241 (Cell culture)			
ASCTLSEQLDFIDTKR	PXD018241 (Cell culture)			
ASMPPTIAK	PXD018241 (Cell culture)			
ASWFTALTQHGK	PXD018241 (Cell culture)			
ASWFTALTQHGKEDLK	PXD018241 (Cell culture)			
ASYQTQTNspr	PXD018241 (Cell culture)			
ATCEFCGTENLTK	PXD018241 (Cell culture)			
ATNNAMQVESDDYIATNG PLK	PXD018241 (Cell culture)			
AVDCALDPLSETK	PXD018241 (Cell culture)			
AVFISPYNSQNAVASK	PXD018241 (Cell culture)			
AVGACVLCNSQTSR	PXD018241 (Cell culture)			
AYKDYLASGGQPITNCVK	PXD018241 (Cell culture)			
AYNVTQAFGR	PXD018804, PXD018594 and PXD018241 (cell culture); PXD021328, PXD019423 and PXD020493 (clinical)	PXD021328, PXD019423 and PXD020493 (clinical)		Yes
AYNVTQAFGR	PXD018804 (Cell culture)			

CAGSTFISDEVAR	PXD018241 (Cell culture); PXD020493 (Clinical)			
CDHCGETSWQTGDFVK	PXD018241 (Cell culture)			
CDIKDLPK	PXD018804, PXD018594 and PXD018241 (cell culture)			
CDIKDLPKEITVATSR	PXD018241 (Cell culture)			
<b>CDLQNYGDSATLPK</b>	PXD018241 (Cell culture)	PXD020493 (Clinical)		
CLWSTKPVETSNSFDVLK	PXD018241 (Cell culture)			
CPAEIVDTVSALVYDNK	PXD018241 (Cell culture)			
CSFYEDFLEYHDVDR	PXD018804 and PXD018241 (cell culture)			
CTSVLLSLVQLQR	PXD018241 (Cell culture)			
CVNFNFGTLTGTGVLTESN K	PXD018241 (Cell culture)		Yes	
CVNFNFGTLTGTGVLTESN KK	PXD018241 (Cell culture)			
CYGVSPK	PXD018241 (Cell culture)			
DAPAHISTIGVCSMTDIAK	PXD018241 (Cell culture)			
DAPYIVGDVVQEGVLTAVVI PTK	PXD018241 (Cell culture)			
DAPYIVGDVVQEGVLTAVVI PTKK	PXD018594 (Cell culture)			
DASGKPVPCYDTNVLEGS VAYESLRPDTR	PXD018241 (Cell culture)			
DATPSDFVR	PXD018241 (Cell culture)			
DDKDPNFKDQVILLNK	PXD018241 (Cell culture); PXD021328 (Clinical)	PXD021328 (Clinical)		
DFGGFNFSQILPDPSKPSK	PXD018241 (Cell culture)	PXD019423 (Clinical)		
DFMSLSEQLR	PXD018241 (Cell culture)			
DFMSLSEQLRK	PXD018241 (Cell culture)			
DFYDFAVSK	PXD018241 (Cell culture)			
DGCVPLNIPLTAAK	PXD018241 (Cell culture)			
DGHVETFYPK	PXD018241 (Cell culture)			
DGIIWVATEGALNTPK	PXD018804, PXD018594 and PXD018241 (cell culture); PXD021328 and PXD020493 (clinical)	PXD021328 and PXD020493 (clinical)		
DGIIWVATEGALNTPKDHIG TR	PXD018804 and PXD018241 (cell culture)	PXD019423(Clinical)		
DGIIWVATEGALNTPKDHIG TRNPANNAIVLQLPQGTT LPK	PXD018241 (Cell culture)			
DGTCGLVEVEK	PXD018241 (Cell culture)	PXD021328 (Clinical)		
DHIGTRNPANNAIVLQLP QGTTLPK	PXD018804, PXD018594 and PXD018241 (cell culture)	PXD019423 (clinical)		Yes

DIADTTDAVR	PXD018241 (Cell culture)		Yes	
DIADTTDAVRD	PXD018241 (Cell culture)			
DIADTTDAVRDPQ	PXD018241 (Cell culture)			
DIADTTDAVRDPQTLIEDITPC	PXD018241 (Cell culture)			
DIASDTCFANK	PXD018241 (Cell culture)			
DLGACIDCSAR	PXD018241 (Cell culture)			
DLPKEITVATSR	PXD018241 (Cell culture)			
DLPQGFSALEPLVDLPIGINITR	Not Detected		Yes	
DLSRWYFYLLGTGPEAGLPYGANK	PXD018241 (Cell culture)			
DLSRWYFYLLGTGPEAGLPYGANKDGIWVATEGALNTPK	PXD018241 (Cell culture)			
DLYDKLQFTSLEIPR	PXD018241 (Cell culture)			
DNSYFTEQPIDLVPNQYPNASFDFNK	PXD018241 (Cell culture)			
DPNFKDQVILLNK	PXD018241 (Cell culture)			
DPQTEILDITPC	PXD018241 (Cell culture)			
DQNNVGPKVYPIILR	PXD018241 (Cell culture)			
DQVILLNK	Not Detected		Yes	
DQVILLNKHIDAYK	PXD018241 (Cell culture)			
DSNGTITVEELKK	PXD018241 (Cell culture)			
DVDTFVNEFYAYLR	PXD018241 (Cell culture)			
DWSYSGQSTQLGIEFLK	PXD018241 (Cell culture)			
DWYDFVENPDILR	PXD018241 (Cell culture)			
DYLASGGQPITNCVK	PXD018241 (Cell culture)			
EAPAHVSTIGVCTMTDIAK	PXD018241 (Cell culture)			
EETGLLMPLKAPK	PXD018241 (Cell culture)			
EEVKPFITESKPSVEQR	PXD018241 (Cell culture)			
EFVFNIDGYFK	PXD018804 and PXD018241 (cell culture)			
EGATTCGYLPQNAVVK	PXD018241 (Cell culture)			
EGFFTYICGFIQKQ	PXD018241 (Cell culture)			
EGIVWVATEGALNTPK	PXD018241 (Cell culture)			
EGIVWVATEGALNTPKDHIGTR	PXD018241 (Cell culture)			
EGQINDMILSLLSK	PXD018241 (Cell culture)			

EGSSVELK	PXD018241 (Cell culture)			
EGVFSVNGTHWFVTQR	PXD018804, PXD018594 and PXD018241 (cell culture)			
EHEHEIAWYTER	PXD018241 (Cell culture)			
EIDRLNEVAK	PXD018804, PXD018594 and PXD018241 (cell culture)			
EIIFLEGETLPTEVLTEEVVK	PXD018241 (Cell culture)			
EITVATSR	PXD018804, PXD018594 and PXD018241 (cell culture); PXD021328 (clinical)			Yes
EITVATSRTLSYYK	PXD018804 and PXD018594 (Cell culture)			Yes
EITVATSRTLSYYKLGASQR	PXD018241 (Cell culture)			
EKNINIVGDFK	PXD018241 (Cell culture)			
ELGVVHNQDVNLHSSR	PXD018241 (Cell culture)			
ELLQNGMNGR	PXD018241 (Cell culture)			
ELLYAADPAMHAASGNLLDKR	PXD018241 (Cell culture)			
ELYHYQECVR	PXD018241 (Cell culture)			
EMLAHAEETR	PXD018241 (Cell culture)			
EMLAHAEETRK	PXD018804, PXD018594 and PXD018241 (cell culture)			
ENDSKEGFFTYICGFIQQK	PXD018241 (Cell culture)			
ENSYTTTIKPVTYK	PXD018241 (Cell culture)			
EPCSSGTYEGNSPFHPLADNK	PXD018241 (Cell culture)			
EQIDGYVMHANYIFWR	PXD018241 (Cell culture)			
ESPFLEDFFIPMDSTVK	PXD018241 (Cell culture)			
ESVQTFK	PXD018241 (Cell culture)			
ETLYCIDGALLTK	PXD018241 (Cell culture)			
ETMSYLFQHANLDSCK	PXD018241 (Cell culture)			
ETMSYLFQHANLDSCKR	PXD018241 (Cell culture)			
EVGFVVPGLPGTILR	PXD018804, PXD018594 and PXD018241 (cell culture)			
FADDLNQLTGK	PXD018241 (Cell culture)			
FADDLNQLTGKYPASR	PXD018241 (Cell culture)			
FALTCFSTQFAFACPDGVK	PXD018241 (Cell culture)			
FAPSASAFFGMSR	PXD018241 (Cell culture)			
FASVYAWNR	PXD018804, PXD018594 and PXD018241 (cell culture)			
FCLEASFNYLK	PXD018241 (Cell culture)			

FDEDDSEPVLK	PXD018241 (Cell culture)			
FDEDDSEPVKLG	PXD018241 (Cell culture)			
FDEDDSEPVKGVK	PXD018241 (Cell culture)			
FDNPVLPFNDGVYFASTEK	PXD018804, PXD018594 and PXD018241 (Cell culture); PXD021328 (Clinical)	PXD021328 (Clinical)	Yes	
FDTFNGECPNFVFLNSIIK	PXD018241 (Cell culture)			
FGDQELIR	PXD018804 (Cell culture)			
FGGPSDSTGSNQNGER	PXD018804 and PXD018241 (cell culture)			
FISTCACEIVGGQIVTCAK	PXD018241 (Cell culture)			
FKEGVVEFLR	PXD018241 (Cell culture)			
FKESPFELEDFIPMDSTVK	PXD018241 (Cell culture)			
FKTEGLCVDIPGIPK	PXD018241 (Cell culture)			
FLALCADSIIIGGAK	PXD018241 (Cell culture)			
FLPFQQFGR	PXD018804, PXD018594 and PXD018241 (cell culture); PXD021328 (clinical)	PXD021328 (clinical)		
FNFNGLTGTGVLTESNK	PXD018241 (Cell culture)			
FNGIGVTQNVLYENQK	PXD018804, PXD018594 and PXD018241 (cell culture); PXD021328 (clinical)			
FNGLTGTGVLTESNK	PXD018241 (Cell culture)			
FNGLTVLPLLLTD	PXD018241 (Cell culture)			
FNPALQDAYYR	PXD018241 (Cell culture)			
FPNITNLCPFGEVFNATR	PXD018241 (Cell culture)	PXD019423 (Clinical)		
FQEKDEDDNLIDSYFVVK	PXD018241 (Cell culture)			
FQPTNGVGYQPYR	PXD018241 (Cell culture)			
FQTLALHR	PXD018804, PXD018594 and PXD018241 (cell culture)		Yes	
FTALTQHGK	PXD018241 (Cell culture)			
FTALTQHGKEDLK	PXD018241 (Cell culture)	PXD021328 (Clinical)		
FTALTQHGKEDLKFPR	PXD018241 (Cell culture)			
FTTTLNDFNLVAMK	PXD018241 (Cell culture)			
FVLALLSDLQDLK	PXD018241 (Cell culture)			
FVSLAIDAYPLTK	PXD018241 (Cell culture)			
FYDAQPCSDK	PXD018241 (Cell culture)			
GAGGHSYGADLK	PXD018241 (Cell culture)			
GANKDGIWVATEGALNTP K	PXD018241 (Cell culture)			
GAWNIGEQQ	PXD018241 (Cell culture)			



GCCSCGSCCKFDEDDSEPV K	PXD018241 (Cell culture)			
GDAALALLLLDR	PXD018241 (Cell culture)			
GDYGDVVYR	PXD018241 (Cell culture)			
GEDIQLLK	PXD018241 (Cell culture)			
GFGDSVEEVSEAR	PXD018241 (Cell culture)			
GFQPTNGVGYQP YR	PXD018241 (Cell culture); PXD021328 (Clinical)	PXD021328 (Clinical)		
GFYAEGSR	PXD018804, PXD018594 and PXD018241 (cell culture); PXD021328 (clinical)			Yes
GFYAEGSRG	PXD018804 (Cell culture)			
GFYAEGSRGG	PXD018804 (Cell culture)			
GFYAEGSRGGSQA	PXD018804 (Cell culture)			
GFYAEGSRGGSQAS	PXD018804 (Cell culture)			
GFYAEGSRGGSQASSR	PXD018804, PXD018594 and PXD018241 (cell culture)			Yes
GGDAALALLLLDR	PXD018241 (Cell culture); PXD021328 (Clinical)	PXD021328 (Clinical)		
GGDAALALLLLDRLNQL ESK	PXD018241 (Cell culture)			
GGDGKMKDLSPR	PXD018804, PXD018594 and PXD018241 (cell culture)			
GGSYTNDKACPLIAAVIT R	PXD018241 (Cell culture)			
GHFDGQQGEVPSIINNT V YTK	PXD018241 (Cell culture)			
GIGVTQNVLYENQK	PXD018241 (Cell culture)			
GIWVATEGALNTPK	PXD018241 (Cell culture)			
GIYQTSNFR	PXD018804, PXD018594 and PXD018241 (cell culture)			
GLPNNTASWFTALTQH GK	PXD018241 (Cell culture)			
GLPWNVVR	PXD018241 (Cell culture)			
GLTGTGVLTESNK	PXD018241 (Cell culture)			
GMVLGSLAATVR	PXD018804 and PXD018241 (cell culture)			
GNGGDAALALLLLDR	PXD018241 (Cell culture)			
GPEQTQGNFGDQELIR	PXD018804, PXD018594 and PXD018241 (cell culture); PXD021328 (clinical)	PXD021328 (Clinical)		Yes
GPHEFCSQHTMLVK	PXD018241 (Cell culture)			
GPITDVFYK	PXD018241 (Cell culture)			
GPITDVFYKENSYTTTIK PVT YK	PXD018241 (Cell culture)			
GQGVPIINTSSPDDQIG Y	PXD021328 (Clinical)	PXD021328 (Clinical)		
GQGVPIINTSSPDDQIG YY	PXD021328 (Clinical)	PXD021328 (Clinical)		

GQGVPIINTSSPDDQIGYR	PXD018804, PXD018594 and PXD018241 (cell culture); PXD021328 (clinical)	PXD021328 (clinical)		
GQGVPIINTSSPDDQIGYRR	PXD018804, PXD018594 and PXD018241 (cell culture); PXD019423 (clinical)	PXD019423 (clinical)		
GQGVPIINTSSPDDQIGYRRATR	PXD018804 (Cell culture)			
GQQQQGQTVTK	PXD018241 (Cell culture)			
GQQQQGQTVTKK	PXD018241 (Cell culture)			
GQQQQGQTVTKSAAEASK	PXD018804, PXD018594 and PXD018241 (cell culture)			
GQQQQGQTVTKSAAEASKKPR	PXD018804, PXD018594 and PXD018241 (cell culture)			
GSLPINVIVFDGK	PXD018241 (Cell culture)			
GTGPEAGLPYGANK	PXD018241 (Cell culture)			
GTLEPEYFNSVCR	PXD018241 (Cell culture)			
GTTVLLKEPCSSGTIEGNSPFHPLADNK	PXD018241 (Cell culture)			
GVAPGTAVLR	PXD018241 (Cell culture)			
<a href="#">GVEAVMYMGTLSEYQFK</a>	PXD018241 (Cell culture)	PXD020493 (Clinical)		
GVEAVMYMGTLSEYQFKK	PXD018241 (Cell culture)			
GVITHDVSSAINRPQIGVVR	PXD018241 (Cell culture)			
GVLPLEQPYVFIK	PXD018241 (Cell culture)			
GVLPLEQPYVFIKR	PXD018241 (Cell culture)			
GVQIPCTCGK	PXD018241 (Cell culture)	PXD021328 (Clinical)		
GVVFLHVTYVPAQEK	PXD018241 (Cell culture)			
GVYFASTEK	PXD018241 (Cell culture)			
GVYYPDK	Not Detected		Yes	
GVYYPDKVFR	PXD018804, PXD018594 and PXD018241 (cell culture)	PXD021328 (clinical)		
GWIFGTTLDSK	PXD018804, PXD018594 and PXD018241 (cell culture); PXD021328 (clinical)	PXD021328 (Clinical)	Yes	Yes
GYHLMSFPQSAPH	PXD018241 (Cell culture)			
GYHLMSFPQSAPHGVVFLHVTYVPAQEK	PXD018241 (Cell culture)			
HADFDTWFSQR	PXD018241 (Cell culture)			
HCLHVVGPNVNK	PXD018241 (Cell culture)			
HCLHVVGPNVNGEDIQLLK	PXD018241 (Cell culture)			
HFDEGNCDTLK	PXD018241 (Cell culture)			
HGGGVAGALNK	PXD018241 (Cell culture)			

HGTFTCASEYTGNYQCGHY K	PXD018241 (Cell culture)			
HIDAYKTFPPTEPK	PXD018804, PXD018594 and PXD018241 (cell culture)			
HLSHFVNLNLR	PXD018241 (Cell culture)			
HTDFSSEIIGYK	PXD018804 and PXD018241 (cell culture)			
HTFSNYQHEETIYNLLK	PXD018241 (Cell culture)			
HTPINLVR	PXD018804, PXD018594 and PXD018241 (cell culture)		Yes	Yes
HVICTSEDMLNPNYEDLLIR	PXD018241 (Cell culture)			
HVICTSEDMLNPNYEDLLIR K	PXD018241 (Cell culture)			
HWPQIAQF	PXD021328 (Clinical)			
HWPQIAQFAPSASAF	PXD018241 (Cell culture); PXD021328 (Clinical)			
HWPQIAQFAPSASAFF	PXD018241 (Cell culture); PXD021328 (Clinical)			
HWPQIAQFAPSASAFFGM	PXD018241 (Cell culture)			
HWPQIAQFAPSASAFFGM SR	PXD018804, PXD018594 and PXD018241 (cell culture); PXD021328 (clinical)			
HYVYIGDPAQLPAPR	PXD018241 (Cell culture)			
IADYNYK	Not Detected		Yes	
IADYNYKLPDDFTGCVIAW NSNNLDSK	PXD018241 (Cell culture)			
IAEIPKEEVKPFITESKPSVEQ R	PXD018241 (Cell culture)			
IAGHHLGR	PXD018804 and PXD018594 (Cell culture); PXD021328 (Clinical)			Yes
IAQFAPSASAFFGMSR	PXD018241 (Cell culture)			
IFTIGTVTLK	PXD018804, PXD018594 and PXD018241 (cell culture)			
IFVDGVPFVSTGYHFR	PXD018241 (Cell culture)			
IGMEVTPSGTWLTY	PXD021328 (Clinical)			
IGMEVTPSGTWLTYTGAIK	PXD018804, PXD018594 and PXD018241 (cell culture); PXD021328 and PXD019423 (clinical)	PXD021328 and PXD019423(clinical)		Yes
IGMEVTPSGTWLTYTGAIKL DDKDPNFK	PXD018241 (Cell culture)			
IGMEVTPSGTWLTYTGAIKL DDKDPNFKDQVILLNK	PXD018241 (Cell culture)			
IGNYKLNTHSSSDNIALLV Q	PXD018804, PXD018594 and PXD018241 (cell culture)			
ILGAGCFVDDIVK	PXD018241 (Cell culture)			
IMASLVLAR	PXD018241 (Cell culture)			

IMTWLDMVDTSLSGFK	PXD018241 (Cell culture)			
IQDLSLSTASALGK	PXD018804, PXD018594 and PXD018241 (cell culture)			
IQEGVVDYGAR	PXD018804, PXD018594 and PXD018241 (cell culture)			
IRGGDGKMKDLSPR	PXD018804 and PXD018594 (cell culture)			
ISEMHPALR	PXD018804, PXD018594 and PXD018241 (cell culture)			
ISNCVADYSVLYNSASFSTFK	PXD018241 (Cell culture)			
ITEEVGHTDLMAAYVDNSS LTIK	PXD018241 (Cell culture)			
ITEHSWNADLYK	PXD018241 (Cell culture)			
ITFGGSPDSTGSNQNGER	PXD018804, PXD018594 and PXD018241 (cell culture); PXD021328 (clinical)	PXD021328 (clinical)		
ITFGGSPDSTGSNQNGERS GAR	PXD018804, PXD018594 and PXD018241 (cell culture)			
ITGLYPTLNISDEFSSNVANY QK	PXD018241 (Cell culture)			
IVDEPEEHVQIH	PXD018241 (Cell culture)			
IVDEPEEHVQIHTI	PXD018241 (Cell culture)			
IVDEPEEHVQIHTID	PXD018241 (Cell culture)	PXD021328 (Clinical)		
IVDEPEEHVQIHTIDG	PXD018241 (Cell culture)			
IVDEPEEHVQIHTIDGSSGV VNPVMEPIYDEPTTTTSVPL	PXD018241 (Cell culture)			
IVITSGDGTTSPISEHDYQIG GYTEK	PXD018241 (Cell culture)			
IVLQLPQGTTLPK	PXD018241 (Cell culture)			
IVQLSEISMDNSPNLAWPLI VTALR	PXD018241 (Cell culture)			
IVYTACSHAARDALCEK	PXD018241 (Cell culture)			
IWWATEGALNTPK	PXD018241 (Cell culture)			
IYCPACHNSEVGPHEHSLAEY HNESGLK	PXD018241 (Cell culture)	PXD019423 (Clinical)		
IYSKHTPINLVR	PXD018804 (Cell culture)			
KADETQALPQ	PXD018804 (Cell culture)			
KADETQALPQR	PXD018804, PXD018594 and PXD018241 (cell culture); PXD021328 (clinical)	PXD021328 (clinical)		
KADETQALPQRQ	PXD018804 and PXD018594 (cell culture)			
KADETQALPQRQK	PXD018804 and PXD018594 (cell culture)			
KADETQALPQRQKK	PXD018804 and PXD018594 (cell culture)			
KADETQALPQRQR	Not Detected			Yes

KADETQALPQRQRQK	Not Detected			Yes
KDAPYIVGDVVQEGVLTAV VIPTKK	PXD018241 (Cell culture)			
KDGIWVATEGALNTPK	PXD018241 (Cell culture)			
KDKKKKADETQALPQR	PXD018594 (Cell culture)			
KDNSYFTEQPIDLVPNPYP NASFDNFK	PXD018241 (Cell culture)			
KFDTFNGECPNFVPLNSIIK	PXD018241 (Cell culture)			
KKADETQALPQR	PXD018804, PXD018594 and PXD018241 (cell culture); PXD021328 (clinical)	PXD021328 (Clinical)		Yes
KKADETQALPQRQK	PXD018804 and PXD018594 (cell culture)			
KKKADETQALPQR	PXD018804 and PXD018594 (cell culture)			
KLDNDALNNIINNAR	PXD018241 (Cell culture)			
KLMPVCVETK	PXD018241 (Cell culture)			
KPTETICAPLTVFFDGR	PXD018241 (Cell culture)			
KQQTVTLLPAADLDD	PXD018241 (Cell culture)			
KQQTVTLLPAADLDDFSK	PXD018804, PXD018594 and PXD018241 (cell culture); PXD021328 (clinical)	PXD021328 (clinical)		
KQQTVTLLPAADLDDFSKQ LQSMSSADSTQA	PXD018241 (Cell culture)			
KSAAEASK	PXD018241 (Cell culture)			
KSAPLIELCVDEAGSK	PXD018241 (Cell culture)			
KSNHNFLVQAGNVQLR	PXD018241 (Cell culture)			
KSNLKPFER	PXD018241 (Cell culture); PXD021328 (Clinical)	PXD021328 (Clinical)		
KTLNSLEDK	PXD018804 and PXD018241 (Cell culture)			
KTLNSLEDKAFQLTPIAVQM TK	PXD018241 (Cell culture)			
KVDGVVQQLPETYFTQSR	PXD018241 (Cell culture)			
KVKPTVVVNAANVYLK	PXD018241 (Cell culture)			
KVPTDNYITTPGQGLNGYT VEEAK	PXD018241 (Cell culture)			
LATTEELPDEFVVVTVK	PXD018804, PXD018594 and PXD018241 (cell culture)			
LCEEMLDNR	PXD018241 (Cell culture)			
LDDKDPNFK	PXD018241 (Cell culture); PXD021328 (Clinical)	PXD021328 (Clinical)		
LDDKDPNFKDQVILLNK	PXD018804, PXD018594 and PXD018241 (cell culture); PXD021328 (clinical)	PXD021328 (clinical)		
LDDKDPNFKDQVILLNKHID AYK	PXD018804, PXD018594 and PXD018241 (cell culture)			
LDDKDPQFKDNVILLNK	PXD018241 (Cell culture)			

LDDKDPQFKDNVILLNKHID AYK	PXD018804 (Cell culture)			
LDGVVCTEIDPK	PXD018241 (Cell culture)			
LDKVEAEVQIDR	PXD018804, PXD018594 and PXD018241 (cell culture)			
LDNDALNNIINNAR	PXD018241 (Cell culture)			
LGASQRVAGDSGFAAYSR	PXD018804 (Cell culture)			Yes
LGSPSLNMAR	PXD018804 and PXD018241 (Cell culture)			
LGTGPEAGLPYGANK	PXD018594 and PXD018241 (Cell culture); PXD021328 (Clinical)	PXD021328 (Clinical)		
LHNWNCVNCDTFCAGSTFI SDEVAR	PXD018241 (Cell culture)			
LHVTYVPAQEK	PXD018241 (Cell culture)			
LIANQFNSAIGK	PXD018804, PXD018594 and PXD018241 (cell culture); PXD021328 (clinical)	PXD021328 (clinical)		
LIANQFNSAIGKIQDSLSSTA SALGK	PXD018241 (Cell culture)			
LKPVLDWLEEK	PXD018241 (Cell culture)			
LKTLVATAEAELAK	PXD018241 (Cell culture)			
LKVDATANPK	PXD018804 and PXD018594 (cell culture)			
LLDRLNQLESK	PXD021328 (Clinical)			
LLHKPIVW	PXD018241 (Cell culture)			
LLHKPIVWHVNNATNK	PXD018241 (Cell culture)			
LLPAADLDDFSK	PXD018241 (Cell culture)			
LMPVCVETK	PXD018804 and PXD018241 (cell culture)			
LMVVIPDYNTYK	PXD018241 (Cell culture)			
LNDLCFTNVYADSFVIR	PXD018241 (Cell culture)			
LNDLCFTNVYADSFVIRGDE VR	PXD018241 (Cell culture)			
LNQLESKMSGK	PXD018804, PXD018594 and PXD018241 (cell culture)			
LNTDHSSSDNIALLVQ	PXD018804 and PXD018594 (cell culture); PXD021328 (Clinical)	PXD021328 and PXD019423 (Clinical)		
LPDDFTGCVIWNSNNLDS K	PXD018241 (Cell culture)		Yes	
LQAGNATEVPANSTVLSFC AFAVDAAK	PXD018241 (Cell culture)			
LQDVVNQNAQALN	PXD018241 (Cell culture)			
LQDVVNQNAQALNTLVK	PXD018804, PXD018594 and PXD018241 (cell culture); PXD021328 (clinical)			
LQFTSLEIPR	PXD018241 (Cell culture)			

LQNNELSPVALR	PXD018241 (Cell culture)			
LQSLNVAFNVVVK	PXD018241 (Cell culture)			
LQSLQTYVTQQLIR	PXD018804, PXD018594 and PXD018241 (cell culture); PXD021328 (clinical)			Yes
LRSDVLLPLTQY	PXD018241 (Cell culture)			
LSHQSDIEVTGDSCNNYML TYNK	PXD018241 (Cell culture)			
LSYGIATVR	PXD018241 (Cell culture)			
LTDNVYIK	PXD018241 (Cell culture)			
LTPCGTGTSTDVVYR	PXD018241 (Cell culture)			
LTQHGKEDLK	PXD018241 (Cell culture); PXD021328 (Clinical)	PXD021328 (Clinical)		
LVDPQIQLAVTR	PXD018804, PXD018594 and PXD018241 (cell culture)			
LVSSFLEMK	PXD018241 (Cell culture)			
MADQAMTQMYK	PXD018241 (Cell culture)			
MADSNGTITVEELKK	PXD018241 (Cell culture)			
MAGNGGDAALALLLLDR	PXD018804, PXD018594 and PXD018241 (cell culture); PXD021328, PXD019423 and PXD020493 (clinical)	PXD021328, PXD019423 and PXD020493 (clinical)		
MAGNGGDAALALLLLDRLN	PXD018241 (Cell culture)			
MAGNGGDAALALLLLDRLN QLESK	PXD018804, PXD018594 and PXD018241 (cell culture); PXD021328 and PXD019423 (clinical)	PXD021328 and PXD019423 (clinical)		
MAGNGGDAALALLLLDRLN QLESKMSGK	PXD018804, PXD018594 and PXD018241 (cell culture)			
MASGGGETALALLLLDR	PXD018241 (Cell culture)			
MASGGGETALALLLLDRLN QLESK	PXD018804 (Cell culture)			
MENAVGRDQNNVGP	PXD018804 and PXD018241 (Cell culture)			
MESLVPGFNEK	PXD018241 (Cell culture)			
MFDAYVNTFSSTFNVPMEK	PXD018241 (Cell culture)			
MFVFLVLLPLVSSQCVNLTT R	Not Detected		Yes	
MKDLSRWFYFYLLGTGPEA GLPYGANK	PXD018241 (Cell culture)			
MNYQVNGYPNMFITR	PXD018241 (Cell culture)			
MSECVLGQSK	PXD018804, PXD018594 and PXD018241 (cell culture)			
MSECVLGQSKR	PXD018241 (Cell culture)			
MSGKGQQQQGQTVTK	PXD018241 (Cell culture)			
MSGKGQQQQGQTVTKK	PXD018241 (Cell culture)			

NAAIVLQLPQGTTLPK	PXD018241 (Cell culture)			
NADIVEEAK	PXD018241 (Cell culture)			
NADIVEEAKK	PXD018804 and PXD018241 (cell culture)			
NAPRITFGGSPDSTGSNQNGER	PXD018241 (Cell culture)			
NDGVYFASTEK	PXD018241 (Cell culture)			
NFNGLTGTGVLTESNKK	PXD018241 (Cell culture)			
NFTTAPAICHGDK	PXD018241 (Cell culture)			
NFTTAPAICHEGK	PXD018241 (Cell culture)			
NGSIHLYFDK	PXD018241 (Cell culture)			
NGVLITEGSVK	PXD018241 (Cell culture)			
NHTSPDVDLGDISGINASVVENIQK	PXD018241 (Cell culture)			
NIDGYFK	Not Detected	PXD021328 (Clinical)	Yes	
NIKPVPEVK	PXD018241 (Cell culture)			
NLNEIDLQELGK	PXD018241 (Cell culture)			
NLNSSRVPDLLV	PXD018241 (Cell culture)			
NLYDKLVSSFLEMK	PXD018241 (Cell culture)			
NNELSPVALR	PXD018241 (Cell culture)			
NPANNAIVLQLPQGT	PXD021328 (Clinical)	PXD021328 (Clinical)		
NPANNAIVLQLPQGTTLPK	PXD018804, PXD018594 and PXD018241 (cell culture); PXD021328 (clinical)	PXD021328 and PXD019423(clinical)		Yes
NPANNAIVLQLPQGTTLPKG	PXD018241 (Cell culture)			
NPANNAIVLQLPQGTTLPKGFYAEGR	PXD018241 (Cell culture)			
NPANNAIVLQLPQGTTLPKGFYAEGRG	PXD018241 (Cell culture)			
NPLLYDANYFL	PXD018241 (Cell culture)	PXD019423 (Clinical)		
NPLLYDANYFLCWH	PXD018241 (Cell culture)			
NSIDAFKLNK	PXD018241 (Cell culture)			
NSSPDDQIGYYR	PXD018241 (Cell culture); PXD021328 (Clinical)	PXD021328 (Clinical)		
NSTPGSSR	PXD018241 (Cell culture)			
NSTPGSSRGTSPA	PXD018241 (Cell culture)			
NTASWFTALTQHKGK	PXD018241 (Cell culture)			
NTASWFTALTQHKGEDLK	PXD018241 (Cell culture)			
NTNPIQLSSYSLFDMSK	PXD018241 (Cell culture)			
NTNSSPDDQIGYYR	PXD021328 (Clinical)	PXD021328 (Clinical)		



NTQEVFAQVK	PXD018241 (Cell culture)			
NTVCTVCGMWK	PXD018241 (Cell culture)			
NVATLQAENVTLGLFK	PXD018241 (Cell culture)			
NVIPTITQMNLK	PXD018241 (Cell culture)			
NVSLDNVLSTFISAAR	PXD018241 (Cell culture)			
NVTQAFGR	PXD021328 (Clinical)			
NYFITDAQTGSSK	PXD018241 (Cell culture)			
NYVFTGYR	PXD018241 (Cell culture)			
PAADLDDFSK	PXD018241 (Cell culture); PXD021328 (Clinical)	PXD021328 (Clinical)		
PANNAIVLQLPQGTTLPK	PXD018241 (Cell culture)			
PDDQIGYYR	PXD018241 (Cell culture)			
PINTNSSPDDQIGYYRR	PXD018241 (Cell culture)			
PLLESELVIGAVILR	PXD018241 (Cell culture)			
PNFKDQVILLNK	PXD018241 (Cell culture)			
PNNTASWFTALTQHGK	PXD018241 (Cell culture)			
PPAYTNSFTR	PXD018241 (Cell culture)			
PQGLPNNTASWFTALTQHGK	PXD018241 (Cell culture)			
PQGLPNNTASWFTALTQHGKEDLK	PXD018241 (Cell culture)			
PQIAQFAPSASAFFGMSR	PXD018241 (Cell culture)			
PSASAFFGMSR	PXD018241 (Cell culture)			
PSFYVYSR	PXD018241 (Cell culture)			
PSGTWLTGTGAIK	PXD018241 (Cell culture)			
PSSKRFQPFQFGR	PXD021328 (Clinical)			
PVETSNSFDVLK	PXD018241 (Cell culture)			
QASLNGVTLIGEAVK	PXD018241 (Cell culture)			
QEILGTVSWNLR	PXD018241 (Cell culture)			
QFDTYNLWNTFTR	PXD018241 (Cell culture)			
QGDDYVYLPYPDPSR	PXD018241 (Cell culture)			
QGEIKDATPSDFVR	PXD018804 and PXD018241 (cell culture)			
QGFVDSDEVTK	PXD018241 (Cell culture)			
QGFVDSDEVTKDVVECLK	PXD018241 (Cell culture)			
QGTDYKHWPQIAQFAPSASAFFGMSR	PXD018804, PXD018594 and PXD018241 (cell culture); PXD020493 (clinical)			
QHLKDGTCGLVEVEK	PXD018241 (Cell culture)			

QIAPGQTGK	PXD018804 and PXD018241 (Cell culture)		Yes	
QIVESCGNFK	PXD018241 (Cell culture)			
QKKQQTVTLLPAADLDDFSK	PXD018804, PXD018594 and PXD018241 (cell culture)			
QKRTATKAYNVTAQAFGR	PXD018804 and PXD018594 (cell culture); PXD020493 (Clinical)	PXD020493 (Clinical)		
QLPFFYSDSPCESHGK	PXD018241 (Cell culture)			
QLPQGTTLPK	PXD021328 (Clinical)			
QLQQSMSSADSTQA	PXD018804, PXD018594 and PXD018241 (cell culture); PXD021328 (clinical)	PXD021328 (clinical)	Yes	
QLSSNFGAISSVLNDILSR	PXD018804, PXD018594 and PXD018241 (cell culture)			
QPTNGVGYQPYPYR	PXD018241 (Cell culture)			
QQQGQTVTKK	PXD018241 (Cell culture)			
QQTVTLLPAADLDDFSK	PXD018804, PXD018594 and PXD018241 (cell culture); PXD021328 (clinical)	PXD021328 (clinical)		
QSYGFQPTNGVGYQPYPYR	PXD018241 (Cell culture)			
QVVNVVTTK	PXD018241 (Cell culture)			
QVVSIDIVPLK	PXD018241 (Cell culture)			
QYGDCLGDIAAR	PXD018241 (Cell culture)			
QYNVTAQAFGR	PXD018241 (Cell culture)			
RCPAEIVDTVSALVYDNK	PXD018241 (Cell culture)			
RFDNPVLPFNDGVYFASTEK	PXD018241 (Cell culture); PXD021328 (Clinical)	PXD021328 (Clinical)		
RGPEQTQGNFGDQELIR	PXD018241 (Cell culture)			
RGPEQTQGNFGDQELIR	PXD018804, PXD018594 and PXD018241 (cell culture); PXD021328, PXD019423 and PXD020493 (clinical)	PXD021328, PXD019423 and PXD020493 (clinical)		Yes
RGPEQTQGNFGDQELIRQ	PXD018804 (Cell culture)			
RGQGVPIINTNSSPDDQIGYR	PXD018594 and PXD018241 (Cell culture)	PXD019423 (Clinical)		
RITFGGPSDSTGSNQNGER	PXD018241 (Cell culture)			
RNPANNAIIVLQLPQGTTLPK	PXD018241 (Cell culture)			
RPINPTDQSSYIVDSVTVK	PXD018241 (Cell culture)			
RPQGLPNNTASW	PXD018241 (Cell culture); PXD021328 (Clinical)			
RPQGLPNNTASWF	PXD018241 (Cell culture); PXD021328 (Clinical)			
RPQGLPNNTASWFT	PXD021328 (Clinical)			
RPQGLPNNTASWFTAL	PXD018241 (Cell culture); PXD021328 (Clinical)			

RPQGLPNNTASWFTALTQ H	PXD018241 (Cell culture)			
RPQGLPNNTASWFTALTQ HGK	PXD018804, PXD018594 and PXD018241 (cell culture); PXD021328 and PXD019423 (clinical)			
RPQGLPNNTASWFTALTQ HGKEDLK	PXD018241 (Cell culture); PXD021328 (Clinical)	PXD021328 (Clinical)		
RPQGLPNNTASWFTALTQ HGKEDLKFPR	PXD018241 (Cell culture); PXD021328 and PXD019423 (Clinical)	PXD021328 and PXD019423 (Clinical)		
RPQGLPNNTASWFTALTQ HGKEELR	PXD018241 (Cell culture)			
RSFIEDLLFNK	PXD018241 (Cell culture)			
RTATKAYNVTOAFGR	PXD018804 (Cell culture); PXD020493 (Clinical)	PXD020493 (Clinical)		Yes
RWQLALSK	PXD018241 (Cell culture)			
SADAQSFLNR	PXD018241 (Cell culture)			
SAFYILPSIISNEK	PXD018241 (Cell culture)			
SAGFPFNK	PXD018241 (Cell culture)			
SALEPLVDLPIGINITR	PXD018241 (Cell culture)			
SAPLIELCVDEAGSK	PXD018241 (Cell culture)			
SAYENFNQHEVLLAPLSAG IFGADPIHSLR	PXD018241 (Cell culture)			
SDVLLPLTQYNR	PXD018241 (Cell culture)			
SEAGVCVSTSGR	PXD018804 and PXD018241 (cell culture)			
SEDAQGMDNLACEDLKPVS EEVVENPTIQK	PXD018241 (Cell culture)			
SFIEDLLFNK	PXD018804, PXD018594 and PXD018241 (cell culture); PXD021328 (clinical)			
SFIEDLLFNKVTLADAGFIK	PXD018804, PXD018594 and PXD018241 (cell culture)			
SFNPETNILLNVPLHGILTR PLLESELVIGAVILR	PXD021328 (Clinical)	PXD021328 (Clinical)		
SFYVYANGGK	PXD018241 (Cell culture)			
SGDGTTSPISEHDYQIGGYT EK	PXD018241 (Cell culture)			
SGETLGVLPVPHVGEIPVAYR	PXD018241 (Cell culture)			
SGETLGVLPVPHVGEIPVAYR K	PXD018241 (Cell culture)			
SHKPPISFPLCANGQVFGLY K	PXD018241 (Cell culture)			
SHNIALIWNVK	PXD018241 (Cell culture)			
SILSPLYAFASEAAR	PXD018241 (Cell culture)			
SIVITSGDGTTPISEHDYQI GGYTEK	PXD018241 (Cell culture)			

SLENVAFNVVVK	PXD018241 (Cell culture)			
SLKVPATVSVSSPDAVTAYN GYLTSSSK	PXD018241 (Cell culture)			
SLTENKYSQLDEEQPMEID	PXD018241 (Cell culture)			
SMWSFNPETNILLNVPLHG TILTR	PXD018241 (Cell culture)			
SNGTITVEELKK	PXD018241 (Cell culture)			
SNHNFLVQAGNVQLR	PXD018241 (Cell culture)			
SNLKPFR	PXD018804, PXD018594 and PXD018241 (cell culture); PXD021328 (clinical)	PXD021328 (clinical)		
SPDDQIGYYR	PXD018804 (Cell culture)	PXD021328 (clinical)		
SQDLSVVSK	PXD018241 (Cell culture)			
SREETGLLMPLK	PXD018241 (Cell culture)			
SREETGLLMPLKAPK	PXD018241 (Cell culture)			
SSEYKGPITDVFYK	PXD018241 (Cell culture)			
SSEYKGPITDVFYKENSYTTT IKPVYK	PXD018241 (Cell culture)			
SSGTIEGNSPFHPLADNK	PXD018241 (Cell culture)			
SSPDDQIGYYR	PXD018804, PXD018594 and PXD018241 (cell culture); PXD021328 (clinical)	PXD021328 (clinical)		
SSPDDQIGYYRR	PXD018804 (Cell culture)			
SSVLHSTQDLFLPF	PXD018241 (Cell culture)			
STDTGVEHVTFIYNK	PXD018241 (Cell culture)	PXD019423 (Clinical)		
SVLYNSASFSTFK	PXD018241 (Cell culture)			
SVLYYQNNVFMSEAK	PXD018241 (Cell culture)			
SVNITFELDER	PXD018241 (Cell culture)	PXD021328 (Clinical)		
SVTSSIVITSGDGTTSPISEH DYQIGGYTEK	PXD018241 (Cell culture)			
SVYPVASPNECNQMCLSTL MK	PXD018241 (Cell culture)			
SVYYTSNPTTFHLDGEVITF DNLK	PXD018241 (Cell culture)			
SWFTALTQHGKEDLK	PXD018241 (Cell culture)			
SWMESEFR	PXD018804 and PXD018241 (Cell culture); PXD021328 (Clinical)	PXD021328 (Clinical)	Yes	
SYELQTPFEIK	PXD018241 (Cell culture)			
SYLTPGDSSSGW	PXD018241 (Cell culture)			
SYLTPGDSSSGWTAGAAAY YVGYLQPR	PXD018804 and PXD018241 (cell culture)			
SYYKLGASQR	PXD018241 (Cell culture)			

TAGAAAYVGYLQPR	PXD018241 (Cell culture)	PXD021328 (Clinical)		
TALTQHGKEDLK	PXD018241 (Cell culture); PXD021328 and PXD019423 (Clinical)	PXD021328 (Clinical)		
TALTQHGKEDLKFPFR	PXD018241 (Cell culture)	PXD021328 (Clinical)		
TASWFTALTQHGK	PXD018241 (Cell culture)			
TATKAYNVTQAFGR	PXD018804, PXD018594 and PXD018241 (cell culture); PXD020493 (clinical)	PXD020493 (clinical)		Yes
TATKQYNVTQAFGR	PXD018241 (Cell culture)			
TCGQQQTTLK	PXD018241 (Cell culture)			
TDGTLMIER	PXD018241 (Cell culture)			
TFPPTPEPK	PXD018594 and PXD018241 (Cell culture)			
TFPPTPEPKK	PXD018241 (Cell culture)			
TFPPTPEPKDK	PXD018241 (Cell culture)			
TFPPTPEPKDKK	PXD018804, PXD018594 and PXD018241 (cell culture)			
TFPPTPEPKDKKK	PXD018804 (Cell culture)			
TFYVLPNDTLR	PXD018241 (Cell culture)			
THVQLSLPVLQVR	PXD018241 (Cell culture)			
TIAFGGCVFSYVGCHNK	PXD018241 (Cell culture)			
TIGPDMFLGTCR	PXD018241 (Cell culture)			
TILGSALLEDEFTPFVVR	PXD018804, PXD018594 and PXD018241 (cell culture)			
TLADAGFIK	PXD018241 (Cell culture)			
TLATHGLAAVNSVPWDTIANYAK	PXD018241 (Cell culture)			
TLETAQNSVR	PXD018241 (Cell culture)			
TLLPAADLDDFSK	PXD021328 (Clinical)	PXD021328 and PXD019423 (Clinical)		
TLNSLEDK	PXD018241 (Cell culture)			
TLNSLEDKAFQLTPIAVQMTK	PXD018804 and PXD018241 (Cell culture)			
TLNSLEDKAFQLTPIAVQMTK KLATTEELPDEFVVVTVK	PXD018241 (Cell culture)			
TLSYYKLGASQR	PXD018241 (Cell culture)			
TLSYYKLGASQRVAGDSGFA AYSRA	PXD018241 (Cell culture)	PXD021328 (Clinical)		
TLVATAEAELAK	PXD018594 and PXD018241 (Cell culture)			
TNSSPDDQIGYYR	PXD018804 and PXD018241 (cell culture)			
TNSSPDDQIGYYRR	PXD018804 (Cell culture)			

TNVYADSFVIR	PXD018241 (Cell culture)			
TNVYLAVFDK	PXD018241 (Cell culture)			
TNVYLAVFDKNLYDK	PXD018241 (Cell culture)			
TPEEHFIETISLAGSYK	PXD018241 (Cell culture)			
TPPIKDFGGFNFSQILPDPSK PSK	PXD018241 (Cell culture)			
TQGNFGDQELIR	PXD018804 (Cell culture)			
TQLPPAYTNSFTR	PXD018804, PXD018594 and PXD018241 (cell culture); PXD021328 (clinical)	PXD021328 (clinical)	Yes	
TQSLIVNNATNVVIK	PXD018241 (Cell culture)		Yes	
TTEVVGDIILKPANNSLK	PXD018241 (Cell culture)			
TTLPVNVAFELWAK	PXD018241 (Cell culture)			
TTNGDFLHFLPR	PXD018804, PXD018594 and PXD018241 (cell culture)			
TVAGVSICSTMTNR	PXD018241 (Cell culture)			
TVGELGDVR	PXD018241 (Cell culture)			
TVYSDVENPHLMGWDYPK	PXD018241 (Cell culture)			
VAGDSGFAAY	Not Detected			Yes
VAGDSGFAAYS	PXD018804, PXD018594 and PXD018241 (cell culture); PXD021328 (clinical)	PXD021328 (clinical)		
VAGDSGFAAYSRYR	PXD018804 and PXD018594 (Cell culture)	PXD019423 (Clinical)		Yes
VATEGALNTPK	PXD018241 (Cell culture); PXD021328 (Clinical)			
VCEFQFCNDPFLGVVYHK	PXD018241 (Cell culture)		Yes	
VCGVSAAR	PXD018241 (Cell culture)			
VDGQVDLFR	PXD018241 (Cell culture)			
VDGVDVELFENK	PXD018241 (Cell culture)			
VDGVVQLPETYFTQSR	PXD018241 (Cell culture)	PXD020493 (Clinical)		
VEAEVQIDR	PXD018241 (Cell culture)			
VEAFEYYHTDPSFLGR	PXD018804, PXD018594 and PXD018241 (cell culture)			
VECTTIVNGVR	PXD018241 (Cell culture)			
VFSAVGNICYTPSK	PXD018241 (Cell culture)			
VGGNYNYLYR	PXD018804, PXD018594 and PXD018241 (cell culture); PXD021328 (clinical)	PXD021328 (clinical)	Yes	
VGGSCLLSGHNLAK	PXD018241 (Cell culture)			
VGGSCVLSGHNLAK	PXD018241 (Cell culture)			
VIGHSMQNCVLK	PXD018241 (Cell culture)			
VIHFGAGSDK	PXD018241 (Cell culture)			

VKPTVVVNAANVYLK	PXD018241 (Cell culture)			
VNINIVGDFK	PXD018241 (Cell culture)			
VPATVSVSSPDAVTAYNGYL TSSSK	PXD018241 (Cell culture)			
VPTDNYITTPGQGLNGYT VEEAK	PXD018241 (Cell culture)			
VQIGEYTFEK	PXD018241 (Cell culture)			
VQPTESIVR	PXD018804, PXD018594 and PXD018241 (cell culture)	PXD021328 (clinical)	Yes	
VTFPDLNGDVVAIDYK	PXD018804 and PXD018241 (cell culture)			
VTFGDDTVIEVQGYK	PXD018241 (Cell culture)			
VTLADAGFIK	PXD018804 and PXD018594 (cell culture); PXD021328 (Clinical)	PXD021328 (Clinical)		
VTSAMQTMLFTMLR	PXD018241 (Cell culture)			
VVNQNAQALNTLVK	PXD018241 (Cell culture)			
VVSTTTNIVTR	PXD018241 (Cell culture)			
VVTTFDSEYCR	PXD018241 (Cell culture)			
VVLSFELLHAPATVCGPK	PXD018241 (Cell culture)			
VYANLGER	PXD018241 (Cell culture)			
VYPIILRL	PXD018804 (Cell culture)			
VYSSANNCTFEYVSQPFLM DLEGK	PXD018241 (Cell culture)	PXD019423 (Clinical)	Yes	
VYSTGSNVFQTR	PXD018804, PXD018594 and PXD018241 (cell culture); PXD021328 (clinical)	PXD021328 (clinical)	Yes	
WKYPQVNGLSIK	PXD018241 (Cell culture)			
WVATEGALNTPK	PXD018241 (Cell culture)			
WVLNNDYYR	PXD018241 (Cell culture)			
WYFYLLGTGPEAGLPYGAN	PXD018804 (Cell culture)			
WYFYLLGTGPEAGLPYGAN K	PXD018804, PXD018594 and PXD018241 (cell culture); PXD021328 (clinical)	PXD021328 (Clinical)		Yes
WYFYLLGTGPEAGLPYGAN KDGIIWVATEGALNTPK	PXD018804, PXD018594 and PXD018241 (cell culture)			Yes
WYFYLLGTGPEAGLPYGAN KDGIIWVATEGALNTPKDHI GTR	PXD018241 (Cell culture)			
WYFYLLGTGPEASLPYGAN K	PXD018241 (Cell culture)			
YCALAPNMMVTNNTFTLK	PXD018241 (Cell culture)			
YFSGAMDTTSYR	PXD018804 and PXD018241 (cell culture)			

YLG TGPEAGLPYGANK	PXD018241 (Cell culture); PXD021328 (Clinical)	PXD021328 and PXD019423 (Clinical)		
YLVQQESPFVMM SAPPAQ YELK	PXD018241 (Cell culture)			
YMNSQGLLPPK	PXD018241 (Cell culture)			
YMSALNHTK	PXD018241 (Cell culture)			
YNENGTITDAVDCALDPLSE TK	PXD018241 (Cell culture)		Yes	
YNLPTMCDIR	PXD018241 (Cell culture)			
YNSASFSTFK	PXD018241 (Cell culture)			
YPANSIVCR	PXD018241 (Cell culture)			
YPQVNGLSIK	PXD018241 (Cell culture)			
YSQLDEEQPMEID	PXD018241 (Cell culture)			
YSTLQGPPGTGK	PXD018241 (Cell culture)			
YTMADLVYALR	PXD018241 (Cell culture)			
YTQLCQYLNTLTLAVPYNM R	PXD018241 (Cell culture)			
YVDNNFCGPDGYPLECIK	PXD018241 (Cell culture)			
YVDNNFCGPDGYPLECIKDL LAR	PXD018241 (Cell culture)			
YVLM DGSIIQFPNTYLEGSV R	PXD018241 (Cell culture)			
YVQIPTTCANDPVGFTLK	PXD018241 (Cell culture)			
YYLGTGPEAGLPYGANK	PXD021328 (Clinical)	PXD021328 (Clinical)		