

## Online supplements- Appendix S1

### Supplementary methods

#### 2.4 Definition of variables to characterise and validate identified phenotypes

##### *Parent-reported characteristics*

We assessed how the identified phenotypes differed with respect to the following parent-reported information from the baseline questionnaire:

- *sociodemographic characteristics* (sex, age, country of origin, and parental education)
- *environmental exposure* (parental smoking)
- *family history* (asthma or inhaler use, hay fever, and chronic cough)
- *comorbidities in the child's lifetime* (previous wheeze, physician-diagnosed asthma, hay fever, and eczema).

##### *Paediatric pulmonologist diagnoses*

We compared phenotypes with diagnoses given by paediatric pulmonologists who were unaware of the latent class analysis results and grouped them into diagnostic categories. A child could have several diagnoses, such as

- *asthma and asthma-like diagnosis* (chronic asthma, episodic asthma, exercise-induced asthma, wheeze, recurrent bronchitis, bronchial hyperreactivity, exercise-induced wheeze)
- *chronic cough* (recurrent cough of unknown aetiology, increased vulnerability to viral infections, post-infectious cough, psychogenic cough, chronic obstructive rhinopathy)

with posterior rhinorrhea, cough hypersensitivity syndrome, protracted bacterial bronchitis, gastroesophageal reflux disease)

- *exercise-related problems* (dysfunctional breathing, hyperventilation syndrome, stridor, sighing, vocal cord dysfunction, induced laryngeal obstruction, deconditioning)
- *chronic snoring* (adenoid hypertrophy, tonsil hypertrophy, obstructive sleep apnea and unspecific snoring)
- *rhinitis or rhino-conjunctivitis* and *allergic sensitisation/atopy*

## Supplementary Tables and Figures

**Table S1:** Definitions, answer categories, and percentages of missing of the indicator variables used to build the latent class analysis model to identify cough phenotypes among children (study population, n=531)

Variable	Question	Answer categories , N(%)	Dichotomisation, N(%)	Missing
Number of colds	How many colds did your child have in the past 12 months?[1]	(i) None, 9 (2) (ii) 1-3, 298 (56) (iii) 4-6, 146 (28) (iv) 7-9, 50 (9) (v) $\geq 10$ , 11 (2) (vi) Missing, 17 (3)	(i) 0-6, 470 (89) (ii) $\geq 7$ , 61 (11)	Missing recoded using the median number of colds (1–3)
Pneumonia	Did your child have a pneumonia in the last 12 months?[2]	(i)None, 495 (93) (ii) Yes, once, 27 (5) (iii) Yes, several times, 4 (1) (iv) Missing, 5 (1)	(i)No, 500 (94) (ii)Yes, 31 (6)	Missing recoded as “no”
Otitis media	Did your child have a middle ear infection in the past 12 months?[2]	(i)None, 472 (89) (ii) Yes, once, 33 (6) (iii) Yes, several times, 14 (3) (iv) Missing, 12 (2)	(i)No, 484 (91) (ii)Yes, 47 (9)	Missing recoded as “no”
Snoring	During the past 12 months, has your child sometimes snored?[1]	(i)No, 174 (33) (ii)Only with colds, 159 (30) (iii)Also without colds, 144 (27) (iv) Almost always, 42 (8) (v) Missing, 12 (2)	(i)No/only with colds, 345 (65) (ii)Without colds/almost always, 186 (35)	Missing recoded as “no”
Rhino conjunctivitis	In the past 12 months, has your child had a problem with sneezing, or a runny, or blocked nose when he/she did not have a cold or the flu? If yes, in the past 12 months, has this nose problem been accompanied by itchy-watery eyes? [3]	(i)No, 301 (57) (ii)Yes, 195 (37) (iii) Missing, 35 (7)	(i)No, 336 (63) (ii)Yes, 195 (37)	Missing recoded as “no”
Allergic cough triggers	Which of the following situation has caused your child to experience coughing or wheezing in the last 12 months?[1]			
	Pollen	(i)Never, 204 (38) (ii)Sometimes, 149 (28) (iii)Often, 101 (19) (iv)Missing, 77 (15)	(i)No, 281 (53) (ii)Yes, 250 (47)	Missing recoded as “no”
	Animal	(i)Never, 327 (62) (ii)Sometimes, 79 (15) (iii)Often, 36 (7) (iv)Missing, 89 (17)	(i)No, 416 (78) (ii)Yes, 115 (22)	Missing recoded as “no”
	House dust	(i)Never, 265 (50) (ii)Sometimes, 118 (22) (iii)Often, 49 (9) (iv)Missing, 99 (19)	(i)No, 364 (69) (ii)Yes, 167 (31)	Missing recoded as “no”
	Number of allergic cough triggers	(i)0, 213(49) (ii)1, 158 (30) (iii)2, 106 (20) (iv)3, 54 (10)	Use as ‘count’ variable	
Night cough	In the last 12 months has your child had a dry cough at	(i)No, 246 (46) (ii)Yes, 276 (52)	(i)No, 255(48) (ii)Yes, 276 (52)	Missing recoded as “no”

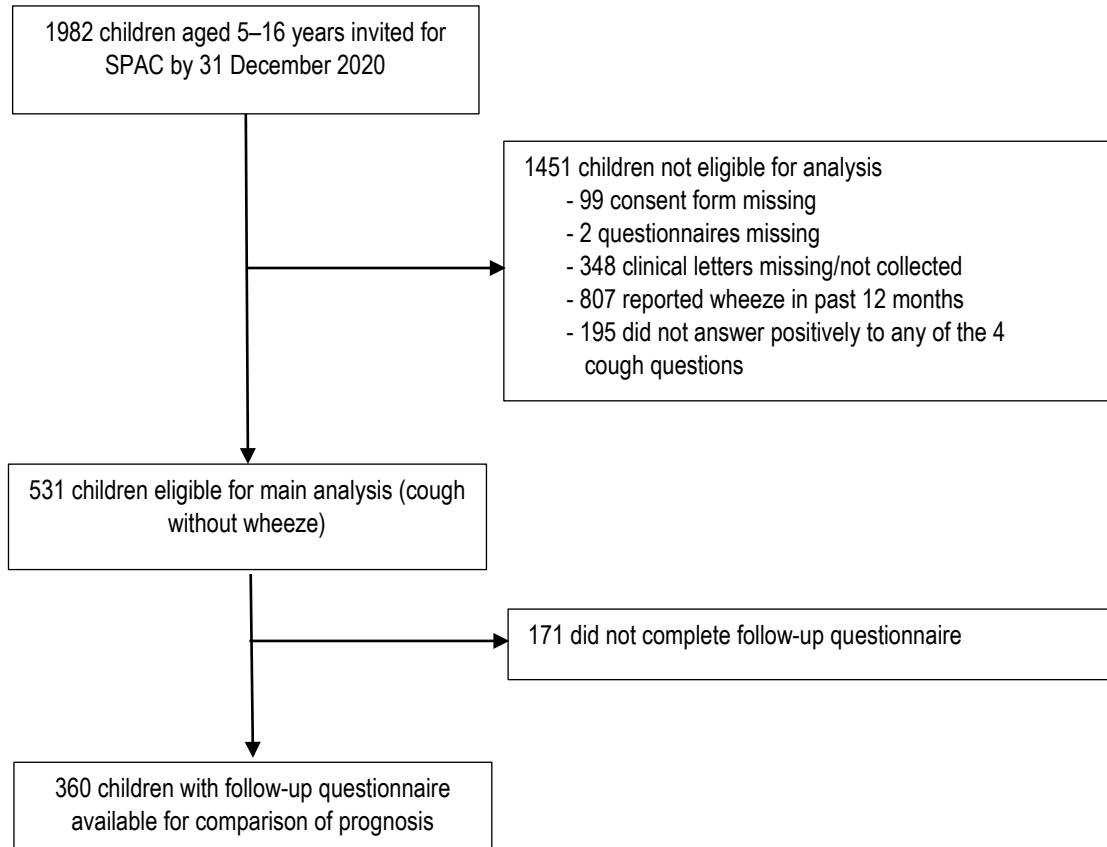
	night, apart from a cough associated with a cold or a chest infection [3]	(iii) Missing, 9 (2)		
Type of cough	Most of the time, is your child's cough rather dry or wet?[1]	(i) Mostly dry, 253 (48) (ii) Mostly wet, 53 (10) (iii) Both, 221 (42) (vi) Missing, 4 (1)	(i) Mostly dry → 253 (48) (ii) Most wet/both → 274(52) Missing: 4 (1)	
Cough > 2 months	Has your child had a cough in the past 12 months that lasted more than 2 months in a row?[1]	(i) No, 434 (82) (ii) Yes, 79 (15) (iii) Missing, 18 (3)	(i) No → 452 (85) (ii) Yes → 79 (15)	Missing recoded as "no"

**Table S2:** Frequency of diagnostic tests done and follow-up questionnaires completed, in total, and based on the 4 classes

Class		1	2	3	4	
Class description	All	Unspecific dry cough	Non-allergic infectious and night cough with snoring and otitis	Allergic dry night cough with snoring	Allergic cough	
	(N=531)	(N=145)	(N=18)	(N=45)	(N=323)	
	N (%)	N (%)	N (%)	N (%)	N (%)	p-value
Spirometry parameters						
FEV1	451 (85)	125 (86)	16 (89)	41 (91)	269 (83)	0.487
FVC	440 (83)	125 (86)	16 (89)	38 (84)	261 (81)	0.450
FEV1/FVC	436 (82)	122 (84)	16 (89)	38 (84)	260 (81)	0.635
FEF 25–75	316 (60)	94 (65)	11 (61)	25 (56)	186 (58)	0.474
Bronchodilator response test	239 (45)	73 (50)	10 (56)	14 (31)	142 (44)	0.105
FeNO						
Online and offline	479 (90)	126 (87)	15 (83)	42 (93)	296 (92)	0.220*
Online only	450 (85)	116 (80)	13 (72)	37 (82)	284 (88)	0.059
Allergy tests	353 (66)	93 (64)	13 (72)	32 (71)	215 (67)	0.787
Completed first year follow-up questionnaire	360 (68)	101 (70)	14 (78)	29 (64)	216 (67)	0.704

FEV1: forced expiratory volume in 1 second; FVC: forced vital capacity, FEF 25–75: forced expiratory flow at 25–75% of the vital capacity; FeNO: fractional exhaled nitric oxide; *p*-values calculated using Chi-square tests, \**p*-value calculated using Fisher's exact test

**Figure S1:** Flowchart of included participants



**Table S3:** Statistical fit indices of the different latent class models of cough phenotypes (N=531)

Models	Log-likelihood	AIC	BIC
2 classes	-2780.6	5599.2	<b>5680.421</b>
3 classes	-2761.263	5580.526	5704.494
4 classes	-2741.936	<b>5561.873</b>	5728.589
5 classes	-2732.687	5563.373	5772.836
6 classes	-2725.704	5569.408	5821.619
7 classes	-2719.277	5566.555	5840.139
8 classes	-2717.439	5592.878	5930.584
9 classes	-2707.123	5590.247	5966.426
10 classes	-2701.068	5598.136	6017.062

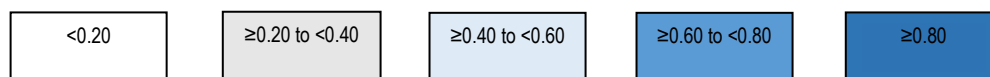
AIC: Akaike information criterion; BIC: Bayesian information criterion; the lowest values of AIC and BIC represents the best fitting models; Values in **bold** are the lowest values for AIC and BIC

**Table S4:** Estimated class sizes and estimated probabilities of cough-related symptoms and characteristics of the 4-class models identified by latent class analysis based on the lowest Akaike Information Criterion (N=531)

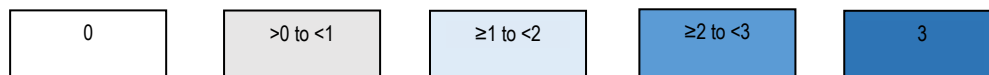
	Class 1	Class 2	Class 3	Class 4
<b>Latent class probabilities</b>	0.25	0.04	0.09	0.61
<b>Item response probabilities</b>				
Frequent colds $\geq 7$ /year	0.15	0.29	0.18	0.08
Pneumonia	0.06	0.21	0.19	0.03
Otitis media	0.02	0.79	0.00	0.09
Snoring (also without cold and almost always)	0.18	0.84	0.68	0.34
Rhino-conjunctivitis	0.01	0.00	0.39	0.54
Number of allergic triggers <sup>#</sup>	0.18	0.38	1.34	1.33
Night cough	0.33	0.91	1.00	0.50
Mostly dry cough	0.51	0.26	0.71	0.45
Cough > 2 months	0.13	0.18	0.72	0.07

Width of the column represents relative sizes of classes. All the symptoms are parent-reported and are from the last 12 months; # represents estimated mean number of triggers (range 0–3) and calculated using Poisson. In **bold** are features that differ between classes.

**Legend: range of estimated class size and item response probabilities**



**Legend: range of estimated mean number of allergic triggers**



**Class 1:** Unspecific dry cough

**Class 2:** Non-allergic infectious and night cough with snoring and otitis

**Class 3:** Allergic dry night cough with snoring

**Class 4:** Allergic cough

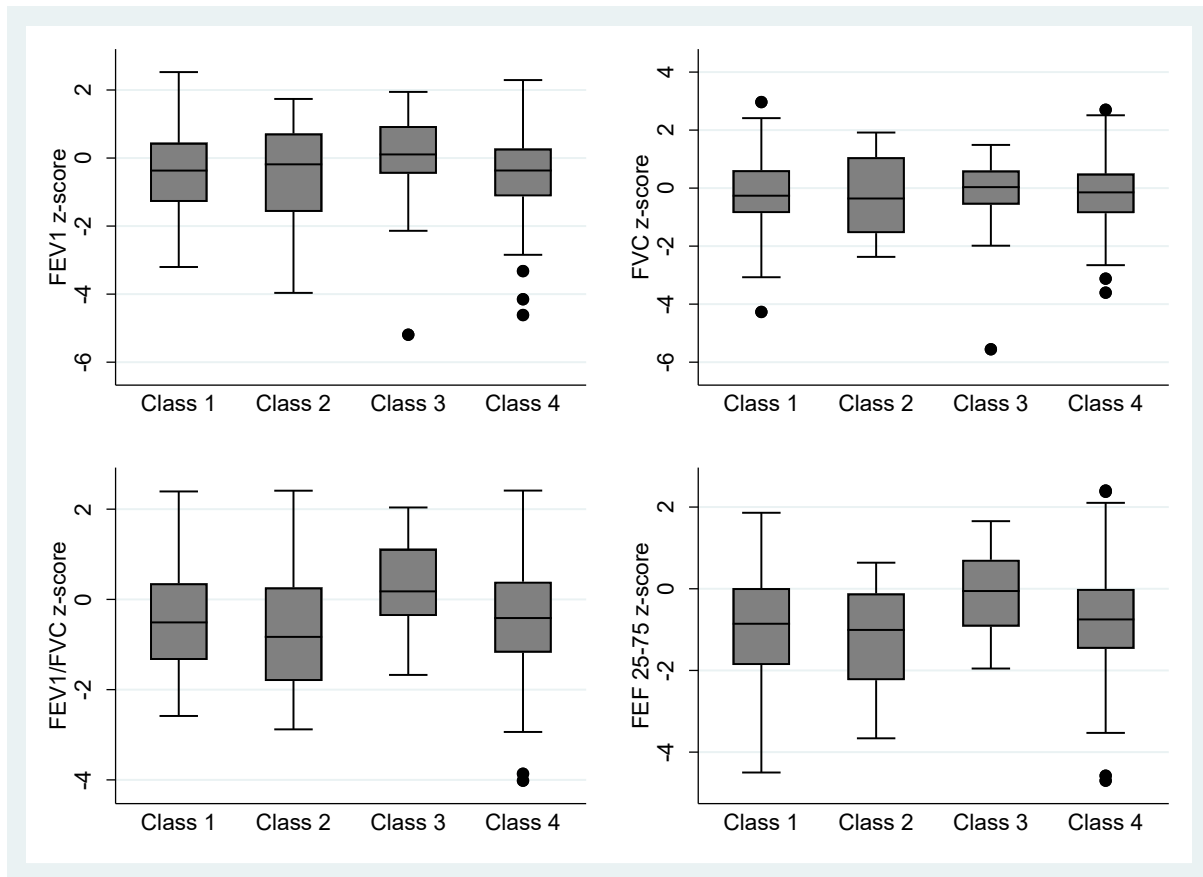


**Table S5:** Estimated class sizes and estimated probabilities of cough-related symptoms and characteristics and estimated class sizes of the two-class model identified by latent class analysis based on the lowest Bayesian Information Criterion (N=531)

	Latent class	
	Class 1	Class 2
<b><i>Latent class probabilities</i></b>	0.73	0.27
<b><i>Item response probabilities</i></b>		
Frequent colds $\geq 7$ /year	0.09	0.17
Pneumonia	0.05	0.08
Otitis media	0.09	0.07
Snoring (also without cold and almost always)	0.39	0.24
Rhinoconjunctivitis	0.51	0.01
Number of allergic triggers <sup>#</sup> (mean count)	1.32	0.17
Night cough	0.57	0.39
Mostly dry cough	0.48	0.49
Cough > 2 months	0.15	0.15

All the symptoms are parent-reported and are from the last 12 months; # represents mean number of triggers (range 0–3) and calculated using Poisson

**Figure S2:** Distribution of spirometry parameters z-scores (FEV1, FVC, FEV1/FVC and FEF 25-75) based on the 4 identified cough phenotypes



FEV1: forced expiratory volume in 1 second; FVC: forced vital capacity, FEF 25–75: forced expiratory flow at 25–75% of the vital capacity

**Class 1:** Unspecific dry cough

**Class 2:** Non-allergic infectious and night cough associated with snoring and otitis

**Class 3:** Allergic dry night cough associated with snoring and allergies

**Class 4:** Allergic cough

**Table S6:** Summary of studies looking at cough phenotypes or trajectories using a clustering approach

Study and year of publication	Study design and population	Inclusion criteria	Clustering method used and indicator variables	Phenotypes/trajectories identified	Variable used for characterisation/validation of phenotypes	External validation
Spycher et al., 2008 [4]	Population-based longitudinal study in UK  Preschool children  First survey in 1990 and second survey in 1992–1994	Positive answer to attacks of wheezing ever and/or usually have a cough apart from colds in one or both surveys.  A control group (i.e. asymptomatic children in both surveys) was included.	Clustering method: Latent class analysis (LCA)  Indicator variables: -Wheeze ever -Attacks in last 12 months -Attacks with shortness of breath -Triggers of wheeze -Season with most frequent attacks -Time of day with worse attacks -Wakened by cough at night -Cough only with colds/apart from colds -Sex -Age -Skin prick tests -FEV0.5 -Bronchial responsiveness	5 phenotypes: (i)Persistent cough (ii)Transient cough (iii)Atopic persistent wheeze (iv)Nonatopic persistent wheeze (v)Transient viral wheeze	Prognosis after 5 and 10 years (wheeze, frequent wheeze, bronchodilator use and cough without colds)	Validation in an external independent population-based cohort [5]
Weinmayr et al., 2013[6]	Cross-sectional international study on allergies and asthma in childhood (ISAAC)-Phase 2  School children aged 8–12 years from Spain	Children with a complete set of parental responses on respiratory symptoms.	Clustering method: LCA  Indicator variables: -Wheeze past year -Wheeze if exercise -Wheeze if no exercise -Wheeze with a cold -Wheeze if no cold -Dry cough at night -Coughed up phlegm with colds -Coughed up phlegm without colds -Coughed up phlegm frequently -Ever woken with shortness of breath -Ever woken with tightness of the chest	6 phenotypes: (i)No respiratory symptoms (ii)Cough during colds (iii)Chronic cough and phlegm (iv)Nocturnal breathlessness (v)Wheeze only with colds (vi)Wheeze without colds, with cough (vii)Wheeze without colds, without cough	-Allergic sensitization (skin prick tests and IgE) -Lung function (spirometry) -Bronchial hyperresponsiveness -Demographic characteristics -Clinical symptoms of rhinitis -Examined eczema -Parental history of asthma -Disease severity	No

Divaret-Chauveau et al., 2022 [7]	European prospective birth cohort (pregnant women recruited in third trimester of pregnancy)  Parental questionnaires completed at 1, 1.5, 2, 3, 4, 5, 6 and 10 years	Children enrolled in the birth cohort and with at least 6 visits	Clustering method: LCA  Indicator variables (occurrence at 1, 1.5, 2, 3, 4, 5, 6 and 10 years old):  -Cough without a cold -Cough at night without a cold -Cough attack without a cold caused by one of the following factors: physical exercise, excitation, change of temperature	9 trajectories of cough without cold (i)Never/infrequent cough (ii) 5 acute transient cough (iii)Moderate transient cough (iv)Late persistent cough (v)Early persistent cough	-Characteristics of study population (growing up on a farm, parental history of atopy, gender) -Atopic diseases and sensitization (unremitting wheeze, physician-diagnosed asthma, allergic rhinitis, atopic dermatitis, food allergy, sensitization to perennial, seasonal or food allergens)	No
Rancière et al., 2013 [8]	Birth cohort of full-term, healthy infants from 5 maternity hospitals in PARIS  Children from birth to age 4 years	All children with a complete report of dry night cough at 1, 2, 3 and 4 years)	Clustering method: k-means clustering  Indicator variables (occurrence at 1, 2, 3 and 4 years) -Dry night cough	3 trajectories of dry night cough (i)Never/infrequent pattern (ii)Transient pattern (iii)Rising pattern (including persistent and late coughers)	-Blood markers of atopy (total IgE, eosinophilia, sensitisation to allergens) -reported allergic symptoms (wheezing, rhinoconjunctivitis like symptoms, atopic dermatitis-like symptoms) -reported physician-diagnosed diseases (asthma, eczema, hay fever, or food allergy)	No

## References

1. Mozun R, Kuehni CE, Pedersen ESL, Goutaki M, Kurz JM, de Hoogh K, et al. LuftiBus in the school (LUIS): a population-based study on respiratory health in schoolchildren. *Swiss Med Wkly*. 2021;151:w20544.
2. Kuehni CE, Brooke AM, Strippoli MP, Spycher BD, Davis A, Silverman M. Cohort profile: the Leicester respiratory cohorts. *Int J Epidemiol*. 2007;36(5):977-85.
3. Asher MI, Keil U, Anderson HR, Beasley R, Crane J, Martinez F, et al. International Study of Asthma and Allergies in Childhood (ISAAC): rationale and methods. *Eur Respir J*. 1995;8(3):483-91.
4. Spycher BD, Silverman M, Brooke AM, Minder CE, Kuehni CE. Distinguishing phenotypes of childhood wheeze and cough using latent class analysis. *Eur Respir J*. 2008;31(5):974-81.
5. Spycher BD, Silverman M, Pescatore AM, Beardsmore CS, Kuehni CE. Comparison of phenotypes of childhood wheeze and cough in 2 independent cohorts. *J Allergy Clin Immunol*. 2013;132(5):1058-67.
6. Weinmayr G, Keller F, Kleiner A, du Prel JB, Garcia-Marcos L, Batllés-Garrido J, et al. Asthma phenotypes identified by latent class analysis in the ISAAC phase II Spain study. *Clin Exp Allergy*. 2013;43(2):223-32.
7. Divaret-Chauveau A, Mauny F, Hose A, Depner M, Dalphin ML, Kaulek V, et al. Trajectories of cough without a cold in early childhood and associations with atopic diseases. *Clin Exp Allergy*. 2022.
8. Rancière F, Nikasinovic L, Momas I. Dry night cough as a marker of allergy in preschool children: the PARIS birth cohort. *Pediatr Allergy Immunol*. 2013;24(2):131-7.